



EXPORTS/ IMPORTS STATISTICS

of

Engineering Industry

of

Pakistan

(JUL-SEP 2018-19 & 2017-18)

ENGINEERING DEVELOPMENT BOARD

Ministry of Industries & Production

5-A Constitution Avenue, Islamabad

Phone: 9208463, 9201892

Email: edb@edb.gov.pk

Web: www.engineeringpakistan.com

Year Wise Exports / Imports of Engineering Goods

EXPORTS FROM PAKISTAN

(Million US \$)

Year	Exports of Engineering Goods		Total Country Exports		Engineering share in Total Exports (%)	Avg. Dollar Rate (1 USD in PKR)
	Actual	% Inc/Dec over previous year	Actual	% Inc/Dec over previous year		
2000-2001	232	14.29	9,202	7.41	2.5	67
2001-2002	257	10.78	9,135	-0.73	2.8	60
2002-2003	332	29.18	11,160	22.17	3.0	58
2003-2004	369	11.14	12,313	10.33	3.0	58
2004-2005	540	46.34	14,410	17.03	3.7	60
2005-2006	588	8.88	16,414	13.91	3.6	60
2006-2007	702	19.39	17,155	4.51	4.1	60
2007-2008	782	11.40	19,146	11.60	4.08	62.50
2008-2009	797	1.92	17,627	-7.93	4.52	78.50
2009-2010	844	5.89	19,301	9.49	4.37	83.80
2010-2011	1,018	20.61	24,805	28.51	4.10	85.50
2011-2012	1,162	14.14	23,654	-4.64	4.91	89.23
2012-2013	1,215	4.56	24,467	3.43	4.96	96.72
2013-2014	1,205	0.82	25,118	2.66	4.79	102.85
2014-2015	1,058	-12.20	23,669	-5.77	4.47	101.29
2015-2016	899	-15.03	20,789	-12.17	4.33	104.23
2016-2017	854	-5.01	20,423	-1.76	4.19	104.69
2017-2018	1,025	20.03	23,262	13.90	4.41	109.84
Value in Million PKR:						
2008-2009	62,595		1,383,718		4.52	
2009-2010	70,699	12.95	1,617,458	16.89	4.37	
2010-2011	87,027	23.09	2,120,847	31.12	4.10	
2011-2012	103,641	19.09	2,110,605	-0.48	4.91	
2012-2013	117,517	13.38	2,366,478	12.12	4.96	
2013-2014	123,945	5.46	2,583,463	9.16	4.79	
2014-2015	107,165	-13.54	2,397,512	-7.19	4.47	
2015-2016	93,703	-12.57	2,166,846	-9.62	4.33	
2016-2017	89,405	-4.59	2,138,186	-1.33	4.19	
2017-2018	112,586	25.93	2,555,043	19.50	4.41	

Source: Pakistan Bureau of Statistics

Year Wise Exports / Imports of Engineering Goods

IMPORTS OF PAKISTAN

(Million US \$)

Year	Imports of Engineering Goods		Total Country Imports		Engineering share in Total Imports (%)	Avg. Dollar Rate (1 USD in PKR)
	Actual	% Inc/Dec over previous year	Actual	% Inc/Dec over previous year		
2000-2001	2781	0.47	10729	4.08	26.0	67
2001-2002	2980	7.16	10340	-3.63	29.0	60
2002-2003	3837	28.76	12220	18.19	32.0	58
2003-2004	5,167	34.66	15,592	27.60	33.1	58
2004-2005	7,737	49.74	20,624	32.27	37.5	60
2005-2006	11,099	43.45	28,519	38.28	38.9	60
2006-2007	12,135	9.33	30,863	8.22	39.3	60
2007-2008	13,173	8.55	40,193	30.23	32.77	62.50
2008-2009	11,401	-13.45	34,695	-13.68	32.86	78.50
2009-2010	10,461	-8.24	34,737	0.12	30.11	83.80
2010-2011	10,603	1.35	40,412	16.33	26.23	85.50
2011-2012	11,186	5.49	44,930	11.17	24.89	89.23
2012-2013	11,801	5.49	44,974	0.09	26.23	96.72
2013-2014	12,301	4.23	45,022	0.10	27.32	102.85
2014-2015	14,716	19.63	45,850	1.84	32.10	101.29
2015-2016	16,587	12.72	44,696	-2.52	37.11	104.23
2016-2017	20,576	24.05	52,915	18.39	38.89	104.69
2017-2018	22,600	9.84	60,951	15.19	37.08	109.84
Value in Million PKR:						
2008-2009	894,989		2,723,570		32.86	
2009-2010	876,661	-2.05	2,910,975	6.88	30.11	
2010-2011	906,531	3.40	3,455,286	18.69	26.23	
2011-2012	998,155	10.10	4,009,093	16.02	24.89	
2012-2013	1,141,349	14.34	4,349,880	8.50	26.23	
2013-2014	1,265,185	10.84	4,630,521	6.45	27.32	
2014-2015	1,490,615	17.81	4,644,151	0.29	32.09	
2015-2016	1,728,871	15.98	4,658,748	0.31	37.11	
2016-2017	2,154,130	24.59	5,539,720	18.91	38.88	
2017-2018	2,482,384	15.24	6,694,897	20.86	37.08	

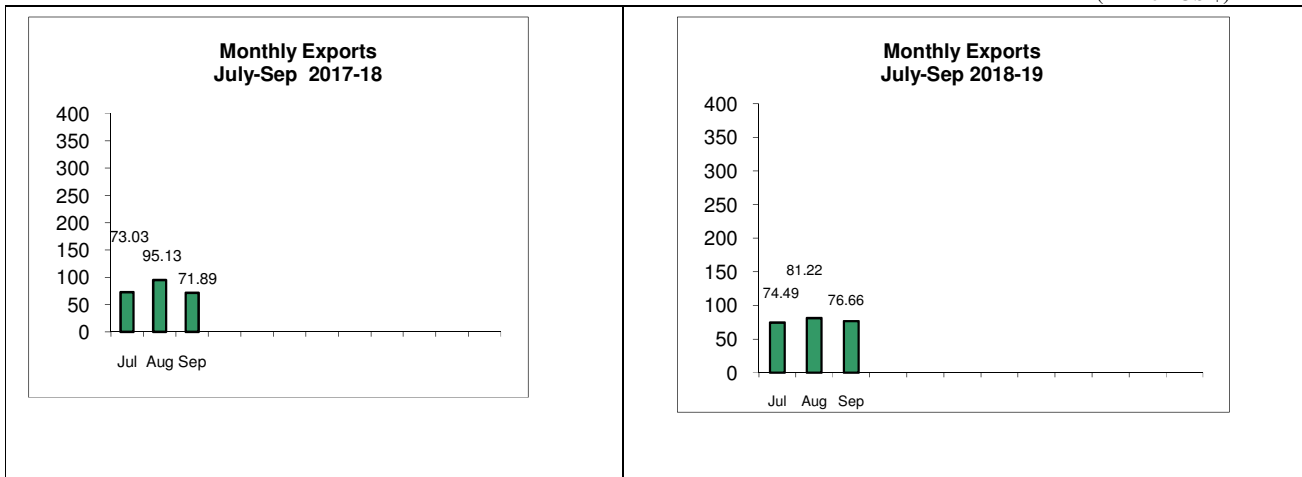
Monthly Exports / Imports of Engineering Goods

(Million US \$)

MONTH	EXPORT 2017-18	IMPORT 2017-18	Dollar Rate (2017-18)	EXPORT 2018-19	IMPORT 2018-19	Dollar Rate (2018-19)
JUL	73.03	1947.17	105.42	74.49	1584.39	124.35
AUG	95.13	1868.26	105.30	81.22	1602.02	123.78
SEP	71.89	1550.66	105.32	76.66	1449.63	124.08

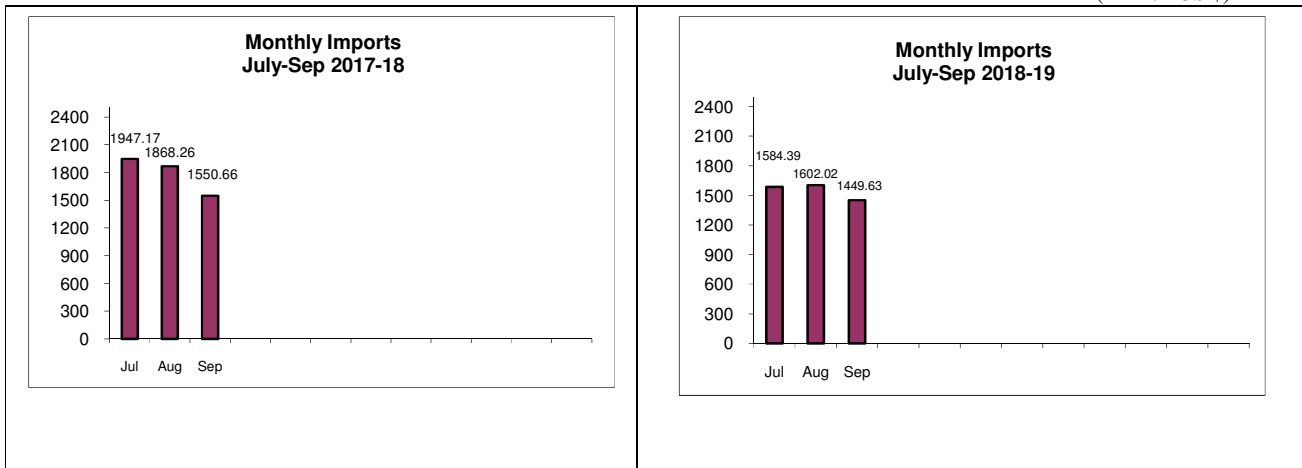
MONTHLY EXPORTS

(Million US \$)



MONTHLY IMPORTS

(Million US \$)



Cumulative Exports / Imports of Engineering Goods

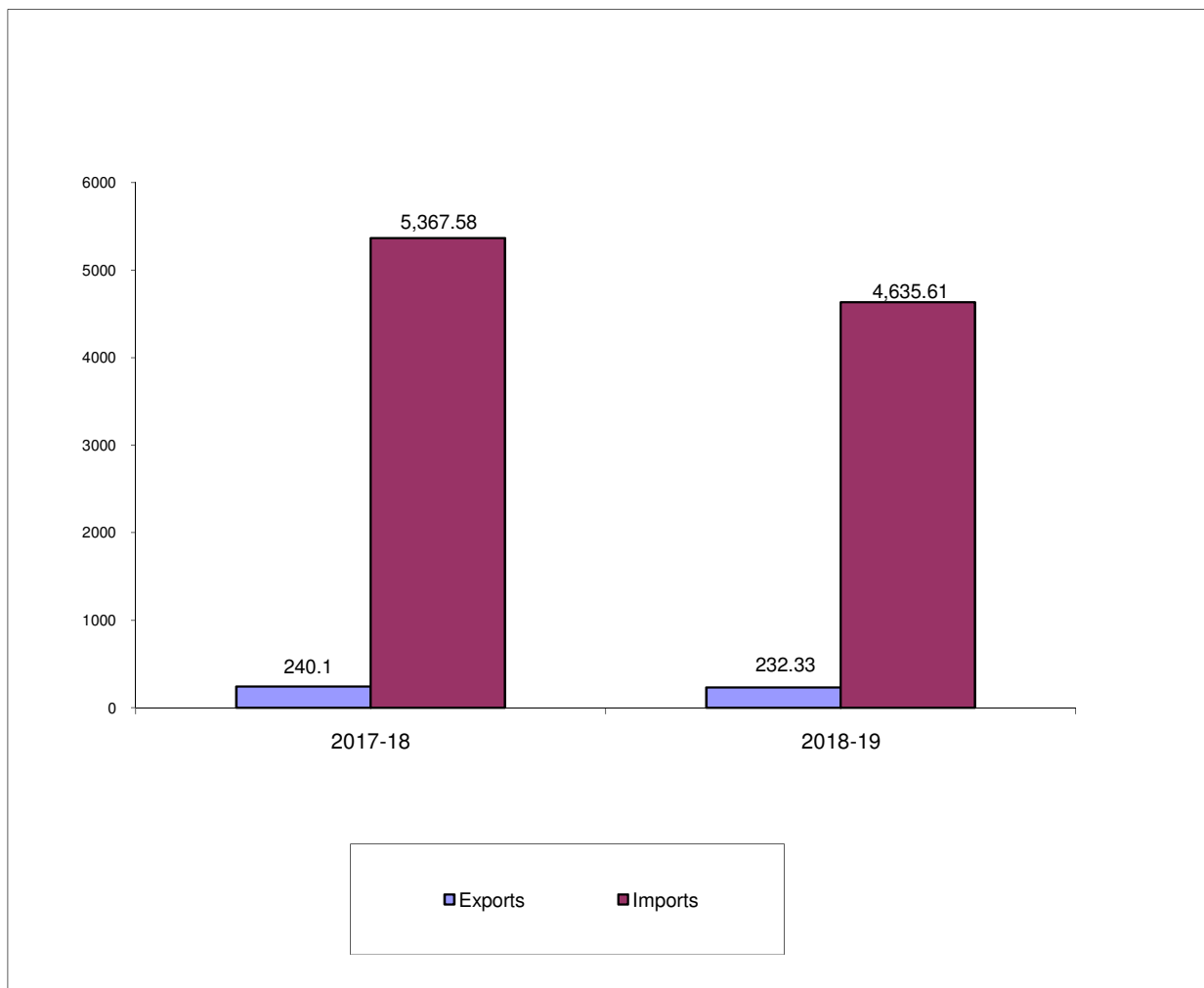
(Million US \$)

MONTH	EXPORT 2017-18	IMPORT 2017-18	Dollar Rate (2017-18)	EXPORT 2018-19	IMPORT 2018-19	Dollar Rate (2018-19)
JUL	73.03	1947.17	105.42	74.49	1584.39	124.35
AUG	168.24	3817.65	105.30	156.05	3193.70	123.78
SEP	240.10	5367.58	105.32	232.33	4635.61	124.08

CUMULATIVE EXPORTS / IMPORTS

JULY - SEP

(Million US \$)



Source: Pakistan Bureau of Statistics

Provisional Figures of Exports/Imports & Balance of Trade for December, 2018

(Rupees in Million)
(Dollar in Million)

Series	* December, 2018		* November, 2018		% Change in December, 2018 over November, 2018	
	Rs.	\$ (1 \$= Rs. 138.39)	Rs.	\$ (1 \$= Rs. 133.50)	Rs.	\$
Exports	287,798	2,080	246,015	1,843	16.98	12.86
Imports	615,030	4,444	617,646	4,626	-0.42	-3.93
Balance of Trade	-327,232	-2,364	-371,631	-2,783	-11.95	-15.06

Series	* December, 2018		December, 2017		% Change in December, 2018 over December, 2017	
	Rs.	\$ (1 \$= Rs. 138.39)	Rs.	\$ (1 \$= Rs. 108.69)	Rs.	\$
Exports	287,798	2,080	214,352	1,972	34.26	5.48
Imports	615,030	4,444	530,144	4,877	16.01	-8.88
Balance of Trade	-327,232	-2,364	-315,792	-2,905	3.62	-18.62

Series	* July-December, 2018		July-December, 2017		% Change in July-December, 2018 over July-December, 2017	
	Rs.	\$	Rs.	\$	Rs.	\$
Exports	1,450,832	11,216	1,162,959	10,976	24.75	2.19
Imports	3,616,156	28,037	3,039,364	28,695	18.98	-2.29
Balance of Trade	-2,165,324	-16,821	-1,876,405	-17,719	15.40	-5.07

* Provisional figures based on figures provided by the Director (R&S) FBR, Islamabad.

NOTE:-

1. Rupee value is converted into Dollar on average monthly exchange rate provided by S.B.P. December, 2018 (1\$ = Rs. 138.392833), November, 2018 (1\$=Rs. 133.504122) and December, 2017 (1 \$ = Rs.108.697368)
2. Due to rounding effects some totals and percentages may not tally
3. After the finalization of Exports/Imports of October, 2018 the cumulative figures for Jul-December, 2018 have been revised.
4. Final figure of October, 2018 Exports Rs. 250,356 million & US \$ 1,920 in million
Final figure of October, 2018 Imports Rs. 626,031 million & US \$ 4,801 in million

EXPORTS

PCT Chapter Wise Cumulative Report of Engineering Sector

(Jul-Sep 2018-19 & 2017-18)

Million USD *

PCT CHAPTER	ITEMS	Jul-Sep 2017-18	Jul-Sep 2018-19	% INC/ DEC
72	IRON AND STEEL	12.46	10.77	-13.60
73	ARTICLES OF IRON AND STEEL	14.99	15.60	4.04
74	COPPER AND ARTICLES THEREOF	29.73	37.46	25.99
75	NICKEL AND ARTICLES THEREOF	0.00	0.02	0.00
76	ALUMINIUM AND ARTICLE THEREOF	5.67	6.64	17.20
79	ZINC AND ARTICLES THEREOF	0.49	1.35	172.34
80	TIN AND ARTICLES THEREOF	0.00	0.00	0.00
81	OTHER BASE METALS,CERAMICS,ARTICLES	0.04	0.02	-56.14
82	TOOLS,IMPLEMENTS,CUTLERY,PARTS THEREOF	24.31	21.65	-10.96
83	MISC. ARTICLES OF BASE METALS	0.46	0.48	5.12
84	MACHINARY/ COMPONENTS	20.64	22.46	8.80
85	ELECTRICAL MACHINERY,EQUIP,PARTS	23.12	14.23	-38.45
86	RAILWAY, LOCOMOTIVE, ROLLING STOCK	0.00	0.02	0.00
87	VEHICLES OTHER THAN RAILWAY, ROLLING STOCK	9.55	8.66	-9.32
88	AIRCRAFT, SPACECRAFT AND PARTS THEREOF	0.07	0.01	-78.13
89	SHIP, BOATS & FLOATING STRUCTURES	0.03	0.22	562.32
90	OPTICAL,PHOTOGRAPHIC,CINEMATOGRAPHIC,MEASURING,MEDICAL OR SURGICAL INSTRUMENTS AND APPARATUS,PARTS AND ACCESSORIES	92.29	88.30	-4.32
91	CLOCKS AND WATCHES AND PARTS THEREOF	0.35	0.32	-9.82
92	MUSICAL INSTRUMENTS,PARTS AND ACCESSORIES	1.09	0.90	-17.56
93	ARMS & AMMUNITION, PARTS AND ACCESSORIES	1.49	1.03	-30.81
94	FURNITURE,BEDDING,MATTRESSES,LAMPS AND LIGHT FITTINGS,ILLUMINATED NAME-PLATES,PREFABRICATED BUILDINGS	3.30	2.20	-33.36
	TOTAL	240.10	232.33	-3.23

Year : 2018-19 1 USD = 124.08 PKR

Year : 2017-18 1 USD = 105.32 PKR

IMPORTS

PCT Chapter Wise Cumulative Report of Engineering Sector

(Jul-Sep 2018-19 & 2017-18)

Million USD *

PCT CHAPTER	ITEMS	Jul-Sep 2017-18	Jul-Sep 2018-19	% INC/ DEC
72	IRON AND STEEL	913.13	915.09	0.21
73	ARTICLES OF IRON AND STEEL	229.65	187.96	-18.16
74	COPPER AND ARTICLES THEREOF	47.06	55.38	17.69
75	NICKEL AND ARTICLES THEREOF	5.84	4.90	-16.05
76	ALUMINIUM AND ARTICLE THEREOF	88.81	92.36	4.00
78	LEAD AND ARTICLES THEREOF	27.35	22.02	-19.49
79	ZINC AND ARTICLES THEREOF	17.14	13.96	-18.55
80	TIN AND ARTICLES THEREOF	1.86	1.41	-24.06
81	OTHER BASE METALS,CERAMICS,ARTICLES	3.00	3.21	6.77
82	TOOLS,IMPLEMENTS,CUTLERY,PARTS THEREOF	31.49	31.44	-0.16
83	MISC. ARTICLES OF BASE METALS	26.17	20.68	-20.97
84	MACHINERY/ COMPONENTS	1,660.72	1,387.16	-16.47
85	ELECTRICAL MACHINERY,EQUIP,PARTS	1,111.13	907.45	-18.33
86	RAILWAY, LOCOMOTIVE, ROLLING STOCK	90.54	13.23	-85.39
87	VEHICLES OTHER THAN RAILWAY, ROLLING STOCK	689.80	657.76	-4.64
88	AIRCRAFT, SPACECRAFT AND PARTS THEREOF	74.54	22.48	-69.84
89	SHIP, BOATS & FLOATING STRUCTURES	66.81	60.44	-9.54
90	OPTICAL,PHOTOGRAPHIC,CINEMATOGRAPHIC,MEASURING,MEDICAL OR SURGICAL INSTRUMENTS AND APPARATUS,PARTS AND ACCESSORIES	225.63	194.29	-13.89
91	CLOCKS AND WATCHES AND PARTS THEREOF	4.77	2.93	-38.50
92	MUSICAL INSTRUMENTS,PARTS AND ACCESSORIES	0.32	0.58	84.24
93	ARMS & AMMUNITION, PARTS AND ACCESSORIES	0.24	2.13	791.68
94	FURNITURE,BEDDING,MATTRESSES,LAMPS AND LIGHT FITTINGS,ILLUMINATED NAME-PLATES,PREFABRICATED BUILDINGS	51.60	38.75	-24.90
	TOTAL	5,367.58	4,635.61	-13.64

Year : 2018-19 1 USD = 124.08 PKR

Year : 2017-18 1 USD = 105.32 PKR

EXPORTS

TOP 15 ITEMS OF ENGINEERING SECTOR (Based on Cumulative Figures Jul-Sep 2018-19)

Million US \$

ITEMS	EXPORTS	
	Jul-Sep 2017-18	Jul-Sep 2018-19
OPTICAL,PHOTOGRAPHIC,CINEMATOGRAPHIC,MEASURING,MEDICAL OR SURGICAL INSTRUMENTS AND APPARATUS,PARTS AND ACCESSORIES	92.29	88.30
COPPER AND ARTICLES THEREOF	29.73	37.46
MACHINERY/ COMPONENTS	20.64	22.46
TOOLS,IMPLEMENTS,CUTLERY,PARTS THEREOF	24.31	21.65
ARTICLES OF IRON AND STEEL	14.99	15.60
ELECTRICAL MACHINERY,EQUIP,PARTS	23.12	14.23
IRON AND STEEL	12.46	10.77
VEHICLES OTHER THAN RAILWAY, ROLLING STOCK	9.55	8.66
ALUMINIUM AND ARTICLE THEREOF	5.67	6.64
FURNITURE,BEDDING,MATTRESSES,LAMPS AND LIGHT FITTINGS,ILLUMINATED NAME-PLATES,PREFABRICATED BUILDINGS	3.30	2.20
ZINC AND ARTICLES THEREOF	0.49	1.35
ARMS & AMMUNITION, PARTS AND ACCESSORIES	1.49	1.03
MUSICAL INSTRUMENTS,PARTS AND ACCESSORIES	1.09	0.90
MISC. ARTICLES OF BASE METALS	0.46	0.48
CLOCKS AND WATCHES AND PARTS THEREOF	0.35	0.32

Year : 2018-19 1 USD = 124.08 PKR

Year : 2017-18 1 USD = 105.32 PKR

EXPORTS

TOP 15 COUNTRIES OF ENGINEERING SECTOR

(Based on Cumulative Figures Jul-Sep 2018-19)

Million US \$

COUNTRY	EXPORTS	
	Jul-Sep 2017-18	Jul-Sep 2018-19
China	12.93	37.40
U.S.America	37.93	36.44
Germany	15.33	15.45
United Arab Emirates	22.77	14.30
United Kingdom	12.25	11.12
Afghanistan	21.07	10.78
India	6.72	9.75
Saudi Arabia	5.34	7.23
Australia	5.61	6.43
France	4.11	4.89
Italy	6.86	3.87
Mexico	2.84	3.69
Brazil	3.24	3.62
Canada	2.85	3.46
Japan	6.88	3.24

Year : 2018-19 1 USD = 124-08 PKR

Year : 2017-18 1 USD = 105.32 PKR



EXPORTS

Region Wise Exports of Engineering Sector (Summary)

Million US \$

REGION	Jul-Sep 2017-18	Jul-Sep 2018-19
	VALUE	VALUE
AFRICA	14	12
AMERICA (Continent)	51	53
ASIA	108	108
ASIA-PACIFIC ECONOMIC COOPERATION (APEC)	87	103
ASIA-PACIFIC TRADE AGREEMENT (APTA)	35	55
ASSOCIATION OF SOUTH-EAST ASIAN NATIONS (ASEAN)	5	6
CENTRAL ASIAN REPUBLICS	-	-
COMMONWEALTH OF INDEPENDENT STATES (CIS)	2	2
DEVELOPED MARKET ECONOMIES	108	95
DEVELOPING MARKET ECONOMIES	126	130
ECONOMIC COOPERATION ORGANIZATION (ECO)	24	13
EUROPE	58	51
EUROPEAN UNION (EU 25)	55	47
G7 (Group of Seven Countries)	86	78
MIDDLE EAST	37	31
NORTH AMERICAN FREE TRADE AGREEMENT (NAFTA)	44	44
ORGANIZATION OF PETROLEUM EXPORTING COUNTRIES (OPEC)	35	29
ORGANIZATION OF THE ISLAMIC CONFERENCE (OIC)	70	53
SOUTH ASIAN ASSOCIATION FOR REGIONAL COOPERATION (SAARC)	13	16

Year : 2018-19 1 USD = 124.08 PKR

Year : 2017-18 1 USD = 105.32 PKR

Breakup of Exports

JUL-SEP 2018-19 & 2017-18

PCT CHAPTER WISE BREAKUP OF EXPORTS

Rs. In Thousands

HSCODE	COMMODITY	Jul-Sep	Jul-Sep
		2017-18	2018-19
	IRON AND STEEL		
72015000	ALLOY PIG IRON; SPIEGELEISEN	-	3,357
72039000	OTHER FERROUS PRODUCTS	1,237	-
72041010	WASTE/SCRAP CAST IRON RE-ROLLABLE	191	-
72041090	OTHER WASTE/SCRAP OF CAST IRON	15,261	9,160
72042100	WASTE/SCRAP OF STAINLESS STEEL	244,262	346,104
72042900	WASTE/SCRAP OF OTHER ALLOY STEEL	-	411
72044100	OTHER WASTE/SCRAP TURNINGS/SHAVINGS/CHIPS	-	4,229
72069000	OTHER PRIMARY FORM (EXCL H-72.03)	149,981	-
72083990	OTH COIL-HR I/NA-S TH < 3 mm	37,838	-
72091690	OTH CR COIL IR / NA-S TH 1-3mm	-	59,981
72091790	OTH CR COIL I /NA-S TH 0.5-1mm	11,027	9,818
72101290	OTH I/STL PLAT/COAT TIN<0.5MM	-	10,497
72103090	OTH FR I/NA-S ELECTRO P/C ZINC	6,383	-
72104990	OTH FR I/NA-S P/C ZINC T 600mm	746,838	806,408
72107090	OTHER VCM SHEET PRINTED VARNISHED	91,309	55,531
72112920	COLD ROLL STL STRIP TH<0.5MM	100	-
72132090	OTH BAR&ROD HR FREE CUT STEEL	84	-
72139199	OTH BAR&ROD HR I/S DIA<14mm	2,542	-
72141090	OTH BAR&ROD I/S HR FORGED	1,111	195
72172000	WIRE OF IRON/STEEL PLATED/COATED WITH ZINC	-	3,723
72221900	OTHER BAR/ROD STAINLESS STEEL NOT FURTHER WORKED THAN HOT DRAWN	2,379	134
72241000	INGOTS&OTHER PRIMARY-FORMS OTHER ALLOY STEEL	-	4,834
72279090	OTH BAR/ROD H/ROLL W/COIL A/ST	4	-
72281000	BAR/RODS OF HIGH SPEED STEEL	1,895	21,555
72299000	OTHER,WIRE OF OTHER ALLOY STEEL	63	-
	TOTAL IRON AND STEEL	1,312,505	1,335,937
	ARTICLES OF IRON AND STEEL		
73012000	ANGLE SHAPES & SECTIONS OF IRON/STEEL	1,759	2,560
73023000	SWITCH BLADES, CROSSING FROGS, OTHER CROSSING PIECES	-	93,360
73029000	OTHER MATERIALS JOINTING RAILS	3,121	24,802
73030000	TUBE/PIPE,HOLLOW PROFILE CAST IRON	-	143
73041100	L.P FOR OIL&GAS S-STL SEAMLESS	-	14,938
73041900	OTH LINE PIPE I/S FOR OIL&GAS	2,605	-
73042400	OTHER PIPE OF STAINLESS STEEL	971	-
73042900	OTHER CASTING,TUBEING PIPE DRIL OIL/GAS	-	4,200
73043900	OTHER CIRCULAR CROSS SECTION IRON NON ALLOY STEEL	-	5,116

PCT CHAPTER WISE BREAKUP OF EXPORTS

Rs. In Thousands

HSCODE	COMMODITY	Jul-Sep	Jul-Sep
		2017-18	2018-19
	ARTICLES OF IRON AND STEEL		
73059000	OTHER, TUBES AND PIPES	28,519	121
73061900	OTH-LINE PIPE O/G PIPELINE I/S	-	304
73062900	O-CASING/TUB LINE PIPE O/G I/S	1,151	-
73063010	COPPER COATED MILD STEEL TUBES 6.5MM DIA	493	-
73063090	OTHER WELDED CIRCULAR CROSS SECTION IRON STEEL	41	-
73069000	OTHER TUBE PIPE/HOLLOW PROFILES, IRON/STEEL	954,004	1,469,115
73071990	OTHER MALLEABLE IRON PIPE FITTING	7,929	-
73072200	THREADED ELBOWS, BENDS, SLEEVES STAINLESS STEEL	4,990	2,134
73072900	OTHER TUBE, PIPE FITTING STAINLESS STEEL	-	2,303
73079900	OTHER TUBE, PIPE FITTING IRON STEEL NEC	558	386
73083000	DOORS, WINDOWS/FRAMES, THRESHHOLD FOR DOORS	9,229	5,482
73084000	EQUIPMENT FOR SCAFF FOLDING SHUTTERING PROPPINGS FOR PITPROPPINGS	2,498	14,233
73089010	PILLARS ETC FOR STRUCTURES I/S	6,546	20,671
73089020	OTH GANGWAYS, GIRDERS, HANGERS	346,048	56,723
73089090	OTH COLUMNS ETC FOR STRUCT I/S	6,057	5,610
73090000	RESERVOIRS, TANKS, VATS SIMILAR CONTAINERS FOR ANY MATERIAL	69	-
73101000	TANKS, CASKS, DRUMS, CANS, BOX OF CAPACITY >50	4,034	24,176
73102100	CANS, CLOSED BY SOLDERING/CRIMPING CAPACITY <50	2,360	4,114
73102900	OTHER TANK, CASK, DRUM, BOX CAPACITY <50	6,540	4,810
73110020	CONTAINERS FOR LPG OF IRON/STL	3,658	1,587
73110030	CONTAINERS FOR CRYOGENIC I/STL	-	1,777
73110090	OTH CONT FOR LIQUEID/GAS OF I/S	54	10,783
73121020	IRON AND STEEL ROPE	1,228	976
73121090	OTHER IRON AND STEEL CABLE	1,346	109
73129090	OTHER STANDARD WIRE, ROPE & CABLE	-	1,575
73130000	BARBED WIRE OF IRON/STEEL TWISTED HOOP	1,860	1,754
73144900	OTHER CLOTH GRILL NETTING /FENCING	-	197
73151190	OTHER ROLLER CHAIN	527	-
73151200	OTHER CHAIN, ARTICULATED LINK	62	1,686
73158900	OTHER CHAIN	-	64
73159000	OTHER PARTS	363	-
73170010	NAILS OF IRON OR STEEL	1,962	159
73170090	OTHER ARTICLES OF IRON OR STEEL	118	-
73181100	COACH SCREW IRON/STEEL THREADED	112	83
73181200	OTHER WOOD SCREW IRON/STEEL THREADED	-	816
73181590	OTHER SCREW & BOLTS IRON/STEEL	430	9,928
73181610	HIGH TENSION NUTS IRON/STEEL	51	-

PCT CHAPTER WISE BREAKUP OF EXPORTS

Rs. In Thousands

HSCODE	COMMODITY	Jul-Sep	Jul-Sep
		2017-18	2018-19
	ARTICLES OF IRON AND STEEL		
73181690	OTHER NUTS THREADED OF IRON/STEEL	2	-
73181900	OTHER BOLT,NUT,WASHER,RIVET IRON/STEEL TH	832	1,433
73182210	THURST WASHER FOR VEHICLE H87	-	664
73182290	OTH WAHSERS	2	30
73182900	OTHER COACH SCREW,BOLTS,NUT IRON STEEL	6,893	304
73194000	SAFETY PINS & OTHER PINS	415	3,132
73199010	SEWING,DARNING/EMBROIDRY NEDLS	24	-
73199090	OTH KNITTING NEDLS,CRO HOOKS	3,075	578
73209090	OTHER, SPRING AND LEAVES.	-	40
73211111	COOKING RANGES CKD/SKD	5,592	-
73211119	OTHER COOKING RANGES	-	127
73211190	OTHER COOKING APPLIANCES&PLATE WARMERS GAS	3,920	6,039
73218200	OTHER APPLIANCES FOR LIQUID FUEL	-	37
73218900	OTH APPL INCL APPLI SOLID FUEL	-	70
73219000	PARTS OF IRON/STEEL,COOKING APPLIANCES & PLATE WARMERS	10,489	8,086
73221100	RADIATORS/PARTS CAST IRON E-EL	-	19,321
73221900	OTHER RADIATOR AND PARTS THEREOF	-	111
73229010	AIR HEATERS&HOT AIR DISTRIBUTORS	-	80
73229090	OTHER PARTS OF RADIATORS	216	213
73231000	IRON/STEEL WOOL,POT SCOURERS ETC	3,841	1,511
73239200	OTHER HOUSE HOLD ARTICLES CASTIRON ENAMELLED	12	-
73239300	OTHER DOMESTIC UTENSILS STAINLESS STEEL	46,904	16,073
73239400	OTHER DOMESTIC UTENSILS IRON/STEEL	254	250
73239900	OTHER HOUSE HOLD ARTICLES, PARTS THEREOF	20,314	15,483
73242900	OTHER BATH,SINK,WASH-BASIN ENAMELLED IRON	3,318	2,927
73249000	OTHER, INCLUDING PARTS	3,997	1,417
73251000	OTHER CAST ARTICLES IRON/STEEL OF NON MALLEABLE CAST IRON	111	-
73259900	OTHER CAST ARTICLES OF IRON/STEEL NES	3,220	2,166
73261910	FORGING OF CRANK SHAFT	11,402	26,616
73261920	FORGING SURGICAL/DENTAL INSTRUMENTS	367	-
73261930	STEEL FORGINGS EXCE 150KG I/S	1,245	-
73261990	OTHER ARTICLES FORGED/STAMPED NOT FURTHER WORKED NES	3,308	1,724
73262000	ARTICLES OF IRON OR STEEL WIRE	138	210
73269040	STL BALLS NOT EXCE 1MM DIA I/S	-	8
73269050	CLIPS,BRACK ETC,FOR ELE-WIRING	414	752
73269060	CLAMPS,HOSE CLIPS, HANGERS I/S	-	66
73269070	COSMETICS/CIGARE CASES ECT I/S	685	1,137

PCT CHAPTER WISE BREAKUP OF EXPORTS

Rs. In Thousands

HSCODE	COMMODITY	Jul-Sep	Jul-Sep
		2017-18	2018-19
	ARTICLES OF IRON AND STEEL		
73269090	OTHER ARTICLES OF IRON/STEEL FORGED/STAMPED NOT FURTHER WORKED	46,709	38,002
	TOTAL ARTICLES OF IRON AND STEEL	1,578,992	1,935,402
	COPPER AND ARTICLES THEREOF		
74020000	UN-REFINED COPPER, COPPER ANODES FOR ELECTROLYTIC REFINING	40,173	111,005
74031300	REFINED COPPER, 'BILLETS	19,328	115,895
74031900	OTHER, REFINED COPPER	245,625	3,434,125
74032100	COPPER-ZINC BASE ALLOYS(BRASS)	234,746	71,751
74032200	COPPER-TIN BASE ALLOYS(BRONZE)	9,327	-
74032900	OTHER COPPER ALLOYS(OTHER THAN MASTER ALLOYS OF HEADING H-74.05)	-	9,339
74040010	BRASS SCRAP	296,878	550,435
74040090	OTH COPPER WASTE AND SCRAP	2,050,582	39,955
74071020	RODS OF REFINED COPPER	20	-
74071090	OTHER PROFILES OF COPPER	25,566	114,031
74072100	COPPER BAR,ROD PROFILES OF COPPERER ZINC BASE ALLOYS(BRASS)	2,149	-
74072900	OTHER BAR,ROD,PROFILES COPPER ALLOYS	40	-
74081100	WIRE REFERENCE COPPER MAXIMUM CROSS SECTIONAL DIAMETER >6MM	470	-
74081900	OTHER, WIRE OF REFINED COPPER	57,875	78,740
74082100	WIRE OF COPPER ALLOY ZINC BASE	295	1,142
74082900	OTHER WIRE OF COPPER ALLOYS ETC	9,183	-
74091100	PLATES,SHEET,STRIP REFINED COPPER COIL	2,310	-
74091900	OTHER PLATES,SHEETS &STRIP OF REFINED COPPER	-	20
74112900	OTHER TUBE&PIPE OF OTHER COPPER ALLOYS	48	64
74152100	WASHERS/INCLUDING SPRING WASHERS NOT THREADED	7	-
74152900	OTHER NOT THREADED ARTICLES COPPER	1,503	-
74153300	OTHER THREADED SCREW,BOLT,NUT COPPER	1,364	1,239
74153900	OTHER THREAD ARTICLES OF COPPER	1,987	2,325
74181000	TABLE,KITCH/OTH HOUSEHOLD ARTI	86	307
74182000	OTHER SANITARY WARE,PARTS COPPER	128,806	112,767
74191000	CHAIN,PARTS THEREOF OF COPPER	372	154
74199990	OTHER, ARTICLES OF COPPER	2,824	4,922
	TOTAL COPPER AND ARTICLES THEREOF	3,131,564	4,648,216
	NICKEL AND ARTICLES THEREOF		
75030000	NICKEL WASTE AND SCRAP.	-	1,067
75072000	TUBE OR PIPE FITTING NICKEL	-	1,545
75089090	OTHER NICKLE ROTARY PRINTING SCREEN	185	-

PCT CHAPTER WISE BREAKUP OF EXPORTS

Rs. In Thousands

HSCODE	COMMODITY	Jul-Sep 2017-18	Jul-Sep 2018-19
	TOTAL NICKEL AND ARTICLES THEREOF	185	2,612
	ALUMINIUM AND ARTICLE THEREOF		
76012000	ALUMINIUM ALLOYS	-	186
76020090	OTHER ALUMINIUM WASTE OR SCRAP	6,893	11,040
76069110	ALUMINIUM SHEET NOT ALLOYS ANODIZED/ POLYURETHENE COATED	2,277	-
76069290	OTHER ALUMINIUM SHEET ALLOYS	-	4
76071990	OTHER ADHESIVE TAPE	-	41
76072000	ALUMINUM FOIL, BACKED	3,947	5,331
76082000	TUBE, PIPE OF ALUMINIUM ALLOYED	557	-
76090000	ALUMINIUM TUBE,PIPE FITTINGS (E.G COUPLINGS,EIBOWS,SLEEVES)	41	620
76109000	ALUMINIUM STRUCTURE & PARTS N.E.S.	258	-
76121000	COLLAPSIBLE TUBULAR CONTAINERS ALUMINIUM	30,470	5,564
76129030	OTH CANS<=400ML W LOGO/BRAND	-	234,073
76129090	OTHER DRUMS CANS BOXES ALUMINIUM	1,785	214
76151000	TABLE,KITCH,POT POLISHPAD ALUM	538,960	552,383
76152000	SANITARY WARE&PATS OF ALUMINIUM	1,253	-
76161000	NAILS,BOLT,NUT,SCREW ETC ALUMINIUM	2,073	6,471
76169910	CASINGS&FORGINGS	87	-
76169920	ALUMINIUM SLUGS	261	-
76169990	OTHER ARTICLE OF ALUMINIUM	8,298	8,563
	TOTAL ALUMINIUM AND ARTICLE THEREOF	597,160	824,490
	ZINC AND ARTICLES THEREOF		
79020000	ZINC WASTE AND SCRAP.	16,515	129,863
79031000	ZINC DUST(BLUE POWDER)	35,508	36,483
79070090	OTHER, ARTICLES OF ZINC	-	570
	TOTAL ZINC AND ARTICLES THEREOF	52,023	166,916
	TIN AND ARTICLES THEREOF		
80070090	OTH ARTICLES OF TIN	40	-
	TOTAL TIN AND ARTICLES THEREOF	40	0
	OTHER BASE METALS,CERAMICS,ARTICLES		
81083000	WASTE AND SCRAP OF TITANIUM	4,304	2,224
	TOTAL OTHER BASE METALS,CERAMICS,ARTICLES	4,304	2,224
	TOOLS,IMPLEMENTS,CUTLERY,PARTS THEREOF		
82011000	SPADES AND SHOVELS	-	2,982
82014000	AXES,BILL HOOKS & SIMILAR HEWING TOOLS	69	172

PCT CHAPTER WISE BREAKUP OF EXPORTS

Rs. In Thousands

HSCODE	COMMODITY	Jul-Sep	Jul-Sep
		2017-18	2018-19
	TOOLS,IMPLEMENTS,CUTLERY,PARTS THEREOF		
82016000	HEDGE SHEARS, TWO-HAND PRUNING SHEARS AND SIMILAR TWO HANDED SHEARS	-	708
82019000	OTHER HAND TOOL AGRICULTURAL,HORTICULTURE OR FORESTRY	5,876	3,363
82023100	CIRCULAR SAW BLADES WITH STEEL	133	-
82029990	OTHER SAW BLADES	74	-
82032000	PILERS,PINCERS,TWEEZERS AND SIMILAR TOOLS	37,419	28,206
82033000	METAL CUTTING SHEARS & SIMILAR TOOLS	5,149	705
82034000	PIPE CUTTERS,BOLT CROPPERS,PERFORATING PUNCHES AND SIMILAR TOOLS	233	-
82041100	NON-ADJUSTABLE HAND OPERATED SPANNERS & WRENCHES	-	7
82041200	ADJUSTABLE HAND OPERATED SPANNERS & WRENCHES	-	818
82042000	INTERCHANGEABLE SPANNER SOCKETS WITH OR WITHOUT HANDLES	1,818	-
82051000	DRILLING,THREADING OR TAPPING TOOLS	32,105	21,757
82052000	HAMMERS AND SLEDGE HAMMERS	328	1,371
82053000	PLANES,CHISELS,GUAGES AND SIMILAR CUTTING TOOLS FOR WORKING WOOD	619	-
82054000	SCREW DRIVERS	-	3,254
82055100	OTHER HAND TOOLS HOUSE-HOLD N.E.S.	4,633	3,097
82055900	OTHER HAND TOOL (GLAZIERS DIAMONDS)	34,418	39,841
82057000	VICES, CLAMPS AND THE LIKE	-	12
82059000	SETS OF ARTICLES OF TWO/MORE OF FORGOING SUB-HEADING	55,875	66,744
82060090	OTH TOOLS H-8202,8505 R-SALE	188	-
82072000	DIES FOR DRAWING/EXTRUDING METAL	-	88
82075090	OTHER TOOL FOR DRILLING OTHER THAN ROCK DRILLING	1,618	1,378
82076000	TOOLS FOR BORING OR BROACHING	-	3,648
82079000	OTHER INTERCHANGEABLE TOOLS	179	2,738
82081000	KNIVES&CUTTING BLADES FOR METAL WORKING	6,093	3,921
82082000	KNIVES CUTTING BLADES FOR WOOD WORKING	296	236
82083000	KNIVES & CUTTING BLADES FOR KITCHEN APPLIANCES	59	-
82084000	KNIVES&CUTTING BLADE FOR AGRICULTURAL, HORTICULTURAL OR FORESTRY MACHINES	23	7,530
82089010	OTH BLADES/KNIVES PAPER MACH	-	185
82089090	OTH BLADES/KNIVES FOR MACHINE	338	406
82090000	PLATES STICKS,TIPS AND THE LIKE FOR TOOLS, UNMOUNTED OF CERMET	688	1,369
82100000	HAND-OPERATED MECHANICAL APPLIANCES, WEIGHING 10 KG OR LESS	-	37
82119100	TABLE KNIVES HAVING FIX BLADE.	22,235	32,952
82119200	OTHER KNIVES HAVING FIXE BLADES.	252,039	192,797
82119300	KNIVES HAVING OTHER THAN FIX BLADES.	13,307	7,490
82119500	HANDLES OF BASE METAL	2,607	669
82121000	RAZORS	258,279	320,981
82122000	SAFETY RAZOR BLADES,	299,075	339,654

PCT CHAPTER WISE BREAKUP OF EXPORTS

Rs. In Thousands

HSCODE	COMMODITY	Jul-Sep 2017-18	Jul-Sep 2018-19
	TOOLS,IMPLEMENTS,CUTLERY,PARTS THEREOF		
82129000	OTHER PARTS	-	981
82130000	SCISSORS,TAILOR'S SHEARS & SIMILAR SHEARS AND BLADE	169,826	196,118
82141000	PAPER KNIVES,LETTER OPENERS,ERASING KNIVES, PENCIL SHARPENERS AND BLADES ETC	7,303	3,523
82142000	MANICURE OR PEDICURE SETS AND INSTRUMENTS	1,290,065	1,321,728
82149000	OTHER ARTICLES OF CUTLERY .	9,428	7,585
82151000	SETS OF ASSORTED ARTICLE CONTAINING >= 1 ARTICLE PLATED WITH PRECIOUS METAL	-	385
82152000	OTHER SETS OF ASSORTED ARTICLE.	593	3,843
82159910	SPOONS	60	857
82159990	OTHER ARTICLE OF KITCHEN.	47,804	62,112
	TOTAL TOOLS,IMPLEMENTS,CUTLERY,PARTS THEREOF	2,560,852	2,686,248
	MISC. ARTICLES OF BASE METALS		
83013000	LOCKS FOR FURNITURE	6	-
83014000	OTHER LOCKS	3	1,255
83017000	KEYS PRESENTED SEPARATELY	-	16
83021010	HINGES,VEH-H-8704.2299,8703	32	-
83021090	OTH HINGES&FITTINGS FOR FURNI	1,839	-
83023090	OTH FITTINGS FOR M-VEHICLES	4,012	15,681
83024100	OTHER MOUNTING,FITTING SUITABLE FOR BUILDING	1,164	-
83024200	OTHER MOUNTING,FITING FURNITURES	-	30
83024900	OTHER FITTINGS OF BASE METAL N.S.	17,153	11,142
83025000	HAT-RACKS,HAT-PEGS,BRACKET&FIX	72	-
83026000	AUTOMATIC DOOR CLOSERS	2,035	3,506
83030000	ARMoured/REINFORCED SAFES, STRONG BOXES AND DOORS ETC OF BASE METAL.	-	64
83040000	FILING CABINETS,CARD-INDEX CABINET/TRAYS	164	-
83052000	STAPLES IN STRIPS	72	-
83061000	BELLS,GONGS ETC.NON ELECTRIC OF BASE METAL	8,364	10,791
83062900	OTHER; MIRRORS OF BASE METAL	213	-
83063000	PHOTOGRAPH,PICTURE OR SIMILAR FRAMES; MIRROR	314	104
83071000	FLEXIBLE TUBING OF IRON/STEEL	234	515
83079000	FLEXIBLE TUBING OF BASE METAL	-	1,250
83081010	HOOKS OF BASE METAL	458	100
83081020	EYES & EYE LETS OF BASE METAL	32	369
83082000	TUBULAR OR BIFURCATED RIVET	67	-
83089020	BUCKLE OF BASE METAL	781	850
83089030	FRAME OF HAND BAG ETC OF BASE METAL	-	34
83089090	OTHER MADE UP ARTICLE OF BASE METAL PART	9,490	11,679

PCT CHAPTER WISE BREAKUP OF EXPORTS

Rs. In Thousands

HSCODE	COMMODITY	Jul-Sep 2017-18	Jul-Sep 2018-19
	MISC. ARTICLES OF BASE METALS		
83091000	CROWN CORKS OF BASE METAL	-	24
83099010	ALUM LID CAN OF CARBONAT DRINK	282	-
83100010	NUMB PLATE ASSEMBLY,AGRI-TRACT	-	62
83111000	COATED ELECTRODE OF BASE METAL	-	1,922
83119000	OTHER WIRE & RODS AGGLOMERATED OF BASE METAL	1,570	498
	TOTAL MISC. ARTICLES OF BASE METALS	48,357	59,892
	MACHINARY/ COMPONENTS		
84021190	OTHER STEAM & OTHER VAPOUR GENERATING BOILER	263	4,977
84021200	WATER TUBE BOILER STEAM PRODUCTION <45 TON PER HOUR	64	-
84021920	WASTE HEAT BOILER/HYBRID BOILE	11,436	17,219
84021990	OTHER VAPOUR GENERATING BOILERS,	81	-
84029010	PARTS STEAM / VAPOUR BOILER	-	2,606
84039000	PARTS CENTRAL HEATING BOILERS	-	745
84049090	OTH PARTS VAPOUR POWER UNITS	927	-
84071000	AIRCRAFT ENGINES	-	13,650
84082010	DIESEL ENG,AGRI-TRACTOR H-8701	-	5,330
84089000	OTHER ENGINES	7,421	8,065
84099120	CYLINDER FOR VEHICLES OF CHAPTER 87	1,675	-
84099140	CYLINDER HEADS FOR VEHICLES OF CHAPTER 87	2,213	595
84099150	CYLINDER LINER FOR VEHICLES OF CH.87	3,893	8,546
84099199	OTH KITS FOR VEHICLES OF CH-8	279	1,467
84099910	OTHER RING FOR PISTON VEHICLE CH-87	172	23
84099920	OTHER CYLINDER FOR VEHICLES OF CH-87	76	-
84099999	OTH PARTS OF ENGINES	9,411	1,956
84109090	OTH PART HYD TURBINE®ULA	-	364
84122900	OTHER HYDRAULIC POWER ENGINES & MOTOR	-	620
84131990	OTHER PUMPS FOR DISPENSING CHEMICALS	1,805	37
84132000	HAND PUMPS NOT WITH MEASURING DEVICE	169	-
84133010	DIESEL FUEL INJECTION PUMPS FOR VEHICLES OF CH-87	14,482	-
84133020	OIL PUMP ASSEM VEH H-87019020	976	3,249
84133090	OTHER PUMPS FUEL/LUBRICATION/COOLING	414	135
84134000	CONCRETE PUMP FUEL LUBRICATION	825	-
84137010	SUBMERSIBLE PUMPS	-	12,413
84137090	OTH CENTRIFUGAL PUMPS	66,698	75,373
84138100	OTH PUMPS	122	-
84139110	STAINLESS STEEL IMPELLERS OF PUMPS	15,873	28,393

PCT CHAPTER WISE BREAKUP OF EXPORTS

Rs. In Thousands

HSCODE	COMMODITY	Jul-Sep	Jul-Sep
		2017-18	2018-19
	MACHINARY/ COMPONENTS		
84139120	LASER WELDED CHAMBERS FOR PUMP	-	361
84139130	OTH PARTS GROUT,ETC PUMPS	2,122	99
84139190	PARTS OF OTHER PUMPS	5,061	3,959
84141000	VACUUM PUMPS	-	170
84144000	AIR COMPRESSORS MOUNTED ON A WHEELED CHASSIS FOR TOWING	409	-
84145110	CEILING FAN	162,955	317,930
84145120	PEDESTAL FAN	153,227	235,177
84145130	TABLE FAN	540	139
84145140	EXHAUST FAN	33,005	57,255
84145190	OTHER FANS WITH SELF CONTAINED ELECTRIC MOTOR OF OUTPUT NOT EXCEEDING 125W	149,025	213,644
84145910	BLOWERS	81	-
84145990	OTHER FANS	-	703
84148020	SCREW COMPRESSORS	-	372
84148090	OTH TABLE,FLOOR,WALL,CEILI FAN	11	3,425
84149010	PART MACH H-84141000,8414.3010	-	1,550
84149020	PARTS COMPRESSOR REFRI EQUIP	83	-
84149090	OTHER PARTS OF H-84.14	17,443	2,101
84151019	OTH WINDOW/WALL TYPE AC/SPLIT	657	5,170
84151029	S-CON AC/SPLIT INER-OUTER UNIT	2,428	4,611
84151099	OTH AC MACH MOTOR DRIVEN FAN	501	-
84152090	OTH AC FOR PERSONS USED IN VEH	527	-
84159091	OT AC PART H84152010,20,30,90	-	759
84159099	OTH PARTS FOR REFRI/AIRCOND	-	4,054
84161000	FURNACE BURNERS LIQUID FUEL	1,053	245
84162000	OTHER FURNACE BURNER INCLUDING COMBINATION BURNERS	-	101
84169000	PART OF BURNERS OTHER ARTICLES OF 7412	26,663	47,770
84171090	OTHER FURNACES AND OVEN	-	27
84172000	BAKERY OVENS INCLUDING BISCUIT OVEN	1,836	1,273
84178000	OTHER FURNANCE AND OVENS	2,094	795
84181010	COMB REFRIG-FREEZ W-DOOR CKD/S	-	22,684
84181090	COMBINED REFRIG-FREEZE W-DOORS	16,415	3,666
84182190	REFRIGES H-HOLD COMPRESS TYPE	77,792	14,885
84182990	OTH REFRIGERATOR HOUSHOLD TYP	43	27,784
84183090	FREEZERS CHEST TYPE-800 I CAPA	12,253	5,286
84184090	FREEZERS UPRIGHT TYP-900 ICAPA	1,935	-
84185000	OTHER REFRIGERATOR/FREEZERS CHEST,CABINET, DISPLAY COUNTERS, SHOW CASES ETC	-	110
84186100	HEAT PUMPS O/T AIR CONDIT MACH	-	123

PCT CHAPTER WISE BREAKUP OF EXPORTS

Rs. In Thousands

HSCODE	COMMODITY	Jul-Sep	Jul-Sep
		2017-18	2018-19
	MACHINARY/ COMPONENTS		
84186990	OTH REFRIGERATING, FREEZING MACH	-	821
84189990	OTHER PARTS OF REFRIGERATORS/FREEZERS	21	-
84191190	OTH INST GAS WATER HEATER N-EL	1,516	-
84191990	O-INST STRAGE WATER HETER N-EL	263	-
84192000	MEDICAL SURGICAL LABORATORY STERILISERS	-	10,473
84193200	DRYERS FOR WOOD,PAPER PULP, PAPER OR PAPER BOARD	-	510
84193900	OTHER DRYERS	-	65
84196090	OTH MACH FOR LIQUIFYING AIR/GA	-	1,873
84198910	COOLING TOWERS	-	728
84198990	OTH MACHINES AND PLANTS	-	1,897
84199090	OTH PARTS MACH,PLANT,LAB EQUIP	263	2,028
84201000	CALENDERING OR OTHER ROLLING MACHINES	4,078	5,948
84209900	OTHER PARTS OF CALENDERING MACHINE	3,184	4,541
84212100	FILTERING PURIFYING MACHINERY & APPARATUS FOR LIQUIDS	121	22
84212310	OIL FILTER M-VEH H-8703,4,8711	11,406	26,463
84212320	OTH FUEL FILTER VEH H-87019020	5,450	4,754
84212390	OTH OIL/PETROL FILTERS FOR ENG	100	86
84213110	INTAKE AIR FILT VEH H-8703,11	-	40
84213190	OT FILTERING/PURIFYING MAH,GAS	115	-
84213920	FILTER DRIERS CFC REFRIGERANT GASES	45	-
84213930	MIST ELEMATOR FILTERING MACHINERY	86	-
84213940	AIR FILTER FOR PURIFYING GASES	15,337	10,744
84213990	OTHER FILTERING PURIFYING MACHINERY GASES	48	-
84219990	OTH PART PURIFYING MACH L /GAS	-	3,954
84221100	DISH WASHING MACHINE HOUSE TYPE	722	1,154
84221900	OTHER DISH WASHING MACHINE OF HOUSEHOLD TYPE	37	3,705
84223000	MACHINERY FOR FILLING/CLOSING/SEALING OR LABELLING BOTTLE	10,051	6,576
84224000	OTHER PACKING WRAPPING MACHINE	8,685	8,054
84229010	PARTS DISH WASHING MACHINE	-	45
84229090	OT PART FILLING/PACK/WARP MACH	9,068	845
84231000	PERSONAL WEIGHING MACHINES	36	24
84232000	SCALES FOR CONTINUOUS WEIGHING OF GOODS ON CONVEYORS	-	27
84233000	CONSTANT WEIGHT SCALES/HOPPER	-	223
84238900	OTHER WEIGHING MACHINERY	366	12
84241000	FIRE EXTINGUISHERS WHETHER OR NOT CHARGED	-	5,508
84243000	STEAM OR SAND BLASTING MACHINES AND SIMILAR JET PROJECTING MACHINES	73	-
84249010	PART MAC H-8424.2010,3000,8100	1,673	-

PCT CHAPTER WISE BREAKUP OF EXPORTS

Rs. In Thousands

HSCODE	COMMODITY	Jul-Sep	Jul-Sep
		2017-18	2018-19
	MACHINARY/ COMPONENTS		
84249090	OTH PART SRAYING/BLASTING MACH	1,789	16
84251100	PULLEY TACKLE HOISTS POWERED BY ELECTRIC MOTOR	-	808
84254900	OTHER MECHANICAL HANDING EQUIPMENT	789	-
84263000	PORTAL OR PEDESTAL JIB CRANES	31	-
84264900	OTHER MACHINERY SELF PROPELLED	132,334	78,057
84279000	OTHER WORK TRUCK FITTED WITH LIFTING/HANDLING EQUIPMENT	-	58
84282000	PNEUMATIC ELEVATORS & CONVEYORS	249	2
84283300	OTHER ELEVATOR/CONVEYOR BELT TYPE	-	243
84283990	OTH CONVEYORS FOR GOODS/MATERI	-	3,507
84289090	OTH HYDRAULIC LIFT ASSEMBLY	-	1,138
84291900	OTHER; BULLDOZERS/ANGLEDZERS/TRACK LAYING	105	-
84295100	FRONT-END SHOVEL LOADERS	737	-
84295900	OTHER MECHANICAL SHOVALS,EXCAVATORS AND SHOVAL LOADERS	168	-
84304900	OTHER BORING/SINKING MACHINERY NOT SELF PROPELLED	914	-
84306900	OTHER MACHINERY NOTSELF-PROPELLED	274	-
84313900	OTHER PARTS LIFTING/HANDLING/LOADING MACHINERY	32,537	16,714
84314900	PART MACHINERY HEADING 84.26,84.29-30	12,324	11,025
84321010	CHISEL PLOUGHS	5,764	3,883
84321090	OTHER PLOUGHS	66,833	14,633
84322100	DISC HARROWS	8,612	1,416
84322910	CULTIVATORS	548	-
84322990	OTHER CULTIVATORS	642	2,504
84323900	OTH PLANTERS & TRANSPLANTERS	-	168
84328090	OTHER ROTAVATORS	27,092	32,109
84329000	PARTS AGRICULTURAL,HORTICULTURAL MACHINERY	5,706	971
84331900	OTHER MOVER FOR LAWN PARKS SPORTS GROUNDS	40	-
84335100	COMBINE HARVESTER-THRESHERS	-	417
84335200	OTHER THRESHING MACHINERY	1,116	1,437
84335900	OTHER HARVESTING MACHINES	-	211
84339000	PARTS; MACHINES FOR CLEANING/SORTING OR GRADING EGGS ETC	8,269	5,725
84341000	MILKING MACHINES	1,058	1,373
84342000	DAIRY MACHINERY	524	-
84351010	MACH FOR BEVERAGE MANUFACT	137	-
84351090	OTH MACH FOR BEVERAGE MANF	-	86
84361000	MACHINERY FOR PREPARING ANIMAL FEEDING STUFFS	46	17
84362100	POULTRY INCUBATORS & BROODERS	12,805	-
84368000	OTHER MACHINERY	475	3,482

PCT CHAPTER WISE BREAKUP OF EXPORTS

Rs. In Thousands

HSCODE	COMMODITY	Jul-Sep	Jul-Sep
		2017-18	2018-19
	MACHINARY/ COMPONENTS		
84369100	PARTS POULTRY KEEPING MACHINERY OR POULTRY INCUBATORS AND BROODERS	6,547	-
84371000	MACHINES FOR CLEANING, SORTING OR GRADING SEED, GRAIN, DRIED LEGUMINOUS VEGETABLES	13,941	9,521
84378000	OTHER MACHINERY	1,746	1,140
84379000	PARTS OF MACHINE USE IN MILLING INDUSTRY	3,640	1,120
84381000	BAKERY MACHINERY & MANUFACTURING MACARONI, SPAGHETTI	6,432	-
84382000	MACHINERY FOR MANUFACTURE OF CONFECTIONERY, COCOA OR CHOCOLATE	-	212
84383010	CRSUHERS FOR SUGARCANE	-	293,512
84383090	OTH MACH FOR SUGAR MANF	-	92
84385000	MACHINERY FOR PREPARATION OF MEAT/POULTRY	118	378
84386000	MACHINES FOR PREPERATION OFFRUITS/NUTS/ VEGETABLES.	16,686	-
84388090	OTH MACHINERY OF OTH	4,738	4,021
84389010	PARTS OF MACHINES OF HEADING 8438.3000 & 8438.4000	284,306	315,300
84389090	OTH PART FOOD/DRINK MAKE MACH	2,175	19
84399900	OTHER PARTS OF MACHINERY PAPER OR PAPER BOARD	211	1,521
84401000	BOOK BINDING MACHINERY INCLUDING BOOK SEWING MACHINES	1,783	850
84409000	PARTS OF BOOK BINDING MACHINERY	-	1,052
84411000	CUTTING MACHINES	1,165	1,334
84418000	OTHER MACHINES FOR MAKING PAPER & PAPER BOARD	15,962	779
84419010	PART MAC H-8441.1000, 8441.4000	-	25
84419090	OTH PART PULP/PAPRE MKING MACH	1,214	6,463
84424000	PARTS BOOK BINDING MACHINERY	1,232	1,351
84425000	PRINT TYPE BLOCK PLATE L/GRAPH	-	737
84431100	OFF SET PRINTING MACHINERY REEL-FED	54,092	-
84431700	GRAVURE PRINTING MACHINERY	-	2,488
84431990	OTH MACH PRINT REPETITIVE WORD	-	651
84433290	O-MACH CAPABLE TO CONNECT DPM	77	-
84433990	OTH PHOTOCOPYING APPARATUS	37	-
84439100	PART P-MACH PRINT BY PLATE/CYL	2,537	307
84440000	MACHINES FOR EXTRUDING, CUTTING MAN MADE TEXTILE MATERIAL	1,126	-
84451100	CARDING MACHINES	7,340	21,378
84451300	DRAWING /ROVING MACHINES	-	14,471
84451990	OTH MACH PREPARING TEXT FIBRES	8,440	-
84452000	TEXTILE SPINNING MACHINES	28,513	36,130
84453000	TEXTILE DOUBLING OR TWISTING MACHINES	7,160	-
84454020	CONE/BOBBIN WINDING MACHINES	9,361	5,460
84459000	OTHER MACHINERY, TEXTILE FIBRE	202	1,243
84462900	OTHER MACHINES (LOOMS)	3,446	42,725

PCT CHAPTER WISE BREAKUP OF EXPORTS

Rs. In Thousands

HSCODE	COMMODITY	Jul-Sep	Jul-Sep
		2017-18	2018-19
	MACHINARY/ COMPONENTS		
84463000	WEAVING MACHINES FABRIC OF WIDTH >30CM SHUTTLELESS TYPE	70,384	231,215
84471100	CYLINDER DIAMETER NOT EXCEEDING 165 MM	-	1,942
84471200	CYLINDER DIAMETER EXCEEDING 165 MM	416	-
84472000	FLAT KNITTING MACHINES,STITCH-BONDING MACHINES	5	14,524
84479010	MULTI HEAD EMBROIDERY MACHINES	35,616	14,580
84479090	OTH CIRCULAR KNITTING MACHING	458	3,642
84483190	OTHER CARD CLOTHING	247	42
84483200	PART ACCESORY MACHINES TEXTILE FIBRE	863	1,595
84483310	SPINDLE FLYER RING TRAVLLERS	-	108
84483320	SPINDLES TEXTILE MACHINES	753	905
84483900	OTHER PARTS&ACCESSORIES 84.45	10,311	11,128
84484210	REEDS FOR LOOMS	484	87
84484290	OTHER HEALDS & HEALDS FRAME	510	99
84484910	SHUTTLES	3,569	3,485
84484990	OTH PART ACCESSORIES WEAV MACH	1,599	1,345
84485100	SINKERS NEEDLES & OTHER ARTICLES	-	164
84485900	OTHER PART ACCESSORY MACHINES HEAD 84.47	20,924	653
84501190	OTH WASHIN MACH FUL-AUT NOT>10	-	661
84501290	O-MACH BUILT-CENTRIFUGAL DRIER	1,355	11,411
84501999	O-MACH DRY LINE CAPA -NOT>10KG	19,727	-
84502090	MACHINE DRY LINE CAP EXCE10KG	333	-
84509000	PARTS FOR HOUSE HOLD OR LAUNDRY TYPE WASHING MACHINE	8,473	13,044
84511000	DRY-CLEANING MACHINES	-	1,384
84512100	DRY LINEN CAPACITY NO EXCEEDING 10KG	282	-
84512900	OTHER DRYING MACHINES	600	843
84513000	IRONING MACHINES & PRESSES(INCLUDING FUSING PRESSES)	773	-
84514010	WASHING MACHINE (INDUSTRIAL)	310	368
84514030	DYEING MACHINE	-	1,091
84515000	MACHINES FOR REELING UNREELING FOLDING ETC	443	-
84518010	COATING OR LAMINATING MACHINES	-	1,241
84518090	OTHER MACHINES FOR WRINGLING/PASTING	-	7,717
84519000	PARTS FOR DRY CLEAN/DYEING MACHINES	2,306	1,879
84521010	SEWING MACHINES HOUSE-HOLD MACHINES CKD/SKD CONDITION	461	-
84521090	OTHER SEWING MACHINES HOUSEHOLD TYPE	11	398
84522100	AUTOMATIC UNITS SEWING MACHINE	449	2,513
84522900	OTHER SWING MACHINES INDUSTRIAL	132	1,346
84529090	OTH PARTS OTH SEWING MACHINE	13	777

PCT CHAPTER WISE BREAKUP OF EXPORTS

Rs. In Thousands

HSCODE	COMMODITY	Jul-Sep	Jul-Sep
		2017-18	2018-19
	MACHINARY/ COMPONENTS		
84531000	MACHINES FOR PREPARING,TANNING OR WORKING HIDE,SKIN OR LEATHER	4,205	-
84532000	MACHINERY FOR MAKING/REPAIRING FOOTWEAR	1,302	995
84538000	OTHER MACHINES FOR REPAIRING HIDES-SKINS/LEATHER	-	11,547
84539000	PARTS OF MACHINE,TANNING,FOOTWEAR	326	-
84543000	CASTING MACHINES	384	195
84549000	PARTS OF CONVERTERS LADLES ETC	1,342	-
84552200	COLD, ROLLING MILLS	908	-
84553090	OTHER ROLLS FOR ROLLING MILLS	5,559	6,909
84559000	OTHER PARTS METAL ROLLING MILLS	9,741	395
84569000	O-MAC TOOL REMOV MATE BY LASER	-	1,707
84571000	MACHINING CENTRE FOR WORKING METAL	123	-
84581900	OTHER, HORIZONTAL LATHES	888	615
84589900	OTHER LATHES REMOVING METALS	7,109	5,777
84591000	WAY TYPE UNIT HEAD MACHINES	3,269	1,673
84592990	OTHER DRILLING MACHINES	177	26
84595990	OTHER MILLING MACHINES KNEES TYPE	168	-
84601900	FLAT SURFACE GRINDING MACHINES NOT NUMERICALLY CONTROLLED	76	-
84602900	GRINDING MACHINES ACCURACY AT LEAST 0.01MM	2,954	2,700
84603100	SHARPENING MACHINES NUMERICALLY CONTROLLED	225	-
84603900	OTHER SHARPENING MACHINES NUMERICALLY CONTROLLED	-	7
84609090	MACHINE TOOLS FOR DEBURRING/POLISHING	-	5,790
84614000	GEAR CUTTING,GRINDING/GEAR FINISHING MACHINES	1,110	-
84619000	MACHINES TOOLS FOR METAL WORKING	105	1,287
84621010	FORGING NON-ALIE STAMPING MACHINE & HAMMERS	104	-
84621090	OTHER FORGING/DIE STAMPING MACHINES & HAMMERING	293	-
84622900	NON NUMERICALLY CONTROLLED BENDING,FOLDING MACHINES	1,315	-
84623900	OTHER SHEARING MACHINES NOT NUMERICALLY CONTROLLED	179	-
84624900	OTHER PUNCHING/NOTCHING MACHINES INCLUDING SHEARING	236	-
84629900	OTHER PRESSES FOR WORKING METAL	605	-
84639000	OTHER MACHINE TOOL WORKING METALS	-	2,189
84642010	GRINDING MACHINES	619	-
84649000	OTHER MACHINE TOOLS WORKING STONE/CERAMICS/CONCRETE	257	607
84659190	OTHER, SAWING MACHINES	244	-
84659200	PLAN MILL MOULD MACHINE	96	-
84659300	GRINDING SANDING POLISHING MACHINES	-	21
84659900	OTHER MACHINE TOOLS FOR WOOD ,CORK, ETC	131	1,365
84661000	TOOL HOLDERS SELF OPENING DIE HEADS	-	243

PCT CHAPTER WISE BREAKUP OF EXPORTS

Rs. In Thousands

HSCODE	COMMODITY	Jul-Sep	Jul-Sep
		2017-18	2018-19
	MACHINARY/ COMPONENTS		
84662000	WORK HOLDERS	-	934
84669100	PART/ACCESSORIES MACHINE TOOLS W/STON ETC	-	1,797
84669200	PART/ACCESSORIES MACHINE TOOL W/WOOD ETC	2,316	2,275
84669310	PART MAC H-8458,8459,8460,8461	5,139	-
84669390	OTH PART MACHINE H-8456 TO 8461	367	-
84669490	OTH PARTS MACH H- 8456 TO 8465	742	38
84672900	OTHER TOOL WITH ELECTRIC MOTOR	11	26
84679900	OTHER PART TOOL WORKING IN THE HAND	60	2
84682000	OTHER GAS-OPERATED MACHINERY APPARATUS	-	33
84688000	OTHER MACHINERY AND APPARATUS	10	671
84689000	OTHER PART GAS OPERATED MACHINERY APPARATUS	410	66
84709000	OTHER POSTAGE, TICKET ISSUE MACHINES	-	362
84713090	OTHER PORTABLE COMPUTER <10 KG	46,316	-
84715000	DIGITAL PROCESSING UNIT OTHER THAN THOSE OF SUBHEADING 8471.41-42	8	-
84716090	OTHER, INPUT OUTPUT UNITS	-	2,726
84717020	HARD DISK DRIVE	1,485	6,261
84717050	OPTICAL&TAPE AUTO LOADER&LIBRARIES/JUKE-BOX	8	6
84719090	OTHER DATA PROCESSING EQUIPMENTS	98	5,304
84729090	OTHER OFFICE MACHINES	-	86
84732900	OTH PARTS/ACCESSORIES ELECTRONIC CALCULATING MACHINES	1,630	89
84733010	CASING COMPUTER WITH POWER SUPPLY	3,315	-
84733090	OTHER PARTS/ACCESSORIES MACHINES HEADING 84.71	529	-
84734000	PARTS/ACCESSORIES MACHINE HEAD 84.72	790	-
84735000	PARTS/ACCESSORIES MACHINE HEADING 84.69-84.72	84	-
84742090	OTHER CRUSHING/GRINDING MACHINES	1,735	217
84743290	OTHER MACHINES FOR MIXING MINERAL WITH BITUMEN	-	65
84748090	MACHINES AGGLOMERAT/SHAPE, MINERALS	1,853	1,054
84749010	PARTS CRASH/ MIX/HYD PRES MACH	3,954	2,423
84749020	PART CEMENT/CONCRTE MIX MACH	1,309	10,542
84749090	OT PART SORTING/SCREENING MACH	3,673	1,518
84752100	MACH FOR MAKING OPTRICAL FIBRE	57	36
84759000	PARTS OF MACHINES H-NO.84.75	1,040	695
84768900	OTHER MACHINE INCLUDING MONEY CHANGING MACHINES	-	124
84771000	INJECTION-MOULDING MACHINES	1,053	678
84772000	EXTRUDERS	2,712	-
84773090	OTHER, BLOW MOULDING MACHINES	1,216	5,338
84775900	OTHER MACHINES FOR MOLDING/FORMING	648	59

PCT CHAPTER WISE BREAKUP OF EXPORTS

Rs. In Thousands

HSCODE	COMMODITY	Jul-Sep	Jul-Sep
		2017-18	2018-19
	MACHINARY/ COMPONENTS		
84778000	OTHER MACHINES FOR WORKING RUBBER/PLASTICS	6,331	19,122
84779000	PARTS OF MACHINE,WORKING RUBBER/PLASTICS	158	404
84781000	MACHINES FOR PREPARING TOBACCO	-	7,440
84789000	PARTS OF MACHINES OF HEADING-84.78	3,764	1,629
84791090	MACH FOR PUBLIC WORKS,BUILDING	1,211	-
84796000	EVAPORATIVE AIR COOLERS	9,672	720
84798210	MATCH MAKING MACHINES	-	925
84798290	OTHER CRUSHING MACHINE	211	6,820
84798910	FASTENING/THREAD SUCKING MACHINES	34	-
84798920	MACHINES ATTACHING RIVETS/BUTTONS	1,053	8
84798930	TABLETING MACHINES	30,682	-
84798990	OTHER MACHINES FOR GARMENTS	11,906	25,028
84799010	PARTS OF MACHINE HEAD 8479.8910	-	14
84799090	OTHER PARTS INDIVIDUAL FUNCTION MACHINES	12,581	17,138
84804900	OTHER, MOULDS FOR METAL/CARBIDES	189	94
84807100	INJECTION OR COMPRESSION TYPES	-	930
84807900	OTHER MOULDS FOR RUBBER/PLASTICS	26,302	4,309
84811000	PRESSURE-REDUCING VALVES	5,377	643
84812000	VALVES,OLEOHYDRAULIC/PNEUMATIC TRANSMISSIONS	1,474	-
84813000	CHECK VALVES	-	108
84814000	SAFETY OR RELIEF VALVES	981	3,167
84818030	OTH COCKS FOR M-CARS & VEHICLES	4,072	-
84818090	OTH APPLIAN FOR PIPES,BOILERS	12,982	8,552
84819000	PARTS OF APPLICANCE H-NO.84.81	54	1,149
84821000	BALL BEARINGS.	9	1,407
84828000	OTHER COMBINED BALL/ROLLER BEARINGS	406	1,113
84829100	BALLS, NEEDLES/ROLLERS PARTS	-	62
84829910	RINGS OF BEARINGS	7,598	8,862
84829990	OTHER BALL OR ROLLRE BEARINGS	33	227
84831011	DIFFEREN SHAFT/PART AG-TRACTOR	5,101	17,081
84831090	OTHER TRANSMISSION SHAFTS/CRANKS	100	941
84833020	FABRIC BEARING NOT BALL BEARIN	-	3,309
84833090	OTHER BEARING NOT INCORPORATING BALL PLAIN SHAFT-BEARINGS	277	-
84834090	OTHER GEAR & GEARING OTHER THAN TOOTHED WHEEL	14,145	15,661
84835010	FLYWHEELS	-	1,769
84835090	OTHER FLYWHEELS	1,382	3,535
84836099	OTHER CLUTCHES	23	-

PCT CHAPTER WISE BREAKUP OF EXPORTS

Rs. In Thousands

HSCODE	COMMODITY	Jul-Sep 2017-18	Jul-Sep 2018-19
	MACHINARY/ COMPONENTS		
84839010	TOOTHED WHEELS ETC AGR-TRACTOR	-	1,483
84839090	OTH COMPONENTS FOR VEHICLES	443	1,584
84849000	OTHER GASKET&SIMILAR JOINT,DISSIMILAR IN COMPOSITION	13,486	1,384
84871000	SHIPS/BOATS.PROPELLERS&BLADES	-	2,986
84879090	O-PARTS&ACCE NOT CON ELE-CONNE	7,175	1,975
	TOTAL MACHINARY/ COMPONENTS	2,173,960	2,786,630
	ELECTRICAL MACHINERY,EQUIP,PARTS		
85011000	ELECTRIC MOTOR OUTPUT NOT >37.5.WATT	39	3,347
85014010	OTHER AC MOTOR SINGLE PHASE OUTPUT NOT >60 WATTS	-	1,714
85014090	OTHER AC MOTORS	3,189	949
85015120	CLUTCH MOTOR SEWING MAC<750W	33	-
85015190	OTH AC MOTORS MULTI-PHASE<750W	123	-
85015210	SUBMERS MOTOR OUTPUT>750W<75KW	36,971	20,852
85015290	OTH AC MOTOR M-PH >750W <75KW	-	147
85016490	OTH AC GENERATOR/ELEC MOTOR	258	-
85021120	ELE-GENERATER DIESEL 5-20 KVA	-	25,445
85021200	GENERATING SET WITH INTERNAL COMBUSTION ENGINE >75 BUT NOT >375KVA	3,671	-
85021310	GENERATING SET INTERNAL COMBUSTION ENGINES >375 BUT NOT >1100 KVA	3,366	-
85021390	OTHER GENERATING SET INTERNAL COMBUSTION PISTON ENGINES	-	54,404
85022020	GENER SET(SP-ING ENG)OP>375KVA	17,584	-
85024000	ELECTRIC ROTARY CONVERTERS.	-	433
85030010	PARTS OF MACHINE HEAD 85.01	631	-
85030020	PARTS MACHINE HEAD 85.01&85.02	692	-
85030090	OTH PARTS MOTORS GENERATORS	1,658	6,716
85041000	BALLAST FOR DISCHARGE LAMPS/TUBES	-	1,131
85043200	OTHER TRANSFORMER >1KVA BUT <16KVA	14,531	93
85043300	OTHER TRANSFORMER >16 KVA BUT <500 KVA	66,624	11,637
85043400	OTHER TRANSFORMER WITH POWER HANDLING CAPACITY >500 KVA	9,552	-
85044010	STATIC CONVERTERS UNINTERRUPTED SUPPLY OF POWER(UPS) RATING UPTO 1.5 KVA	-	3,943
85044020	BATTERY CHARGERS	188	6
85044090	OTHER UNINTERRUPTED POWER SUPPLY	2,508	3,037
85049090	OTHER PARTS FOR POWER TRANSFORMERS	-	2,567
85051100	PERMANENT MAGNETS AND ARTICLES	-	124
85071010	MEANT M-CARS H-87.03&VEH-4,11	45,754	525,747
85071020	MEANT FOR VEH H-87.01,2,4	475,704	-
85071090	OTH LEAD-ACID -STARTING ENGINE	-	4,577

PCT CHAPTER WISE BREAKUP OF EXPORTS

Rs. In Thousands

HSCODE	COMMODITY	Jul-Sep	Jul-Sep
		2017-18	2018-19
	ELECTRICAL MACHINERY,EQUIP,PARTS		
85072090	OTHER LEAD-ACID ACCUMULATORS	609	-
85098000	OTHER ELECTRO-MECHANICAL DOMESTIC APPLIANCES	469	78
85099000	PARTS ELECTRO-MECHANICAL DOMESTIC APPLIANCES	-	2,689
85102000	HAIR CLIPPERS	-	164
85103000	HAIR-REMOVING APPLIANCES	29	666
85111000	SPARKING PLUGS	-	231
85114090	DUAL PURPOSE STARTER GENERATORS	587	-
85115090	OTH ALTNATOR ASSEMBLY FOR OTH	43	-
85118090	O/EQUIP(IGNI COIL,CUT-OUT,ETC)	102	-
85122010	HEAD LIGHT FOR MOTOR VEHICLES	64	-
85123010	SOUND SIGN EQU VEH H-8703,4,11	2,391	3,290
85123090	OTH SOUND SIGNILING EQUIPMENT	-	356
85131090	OTHER PORTABLE ELECTRIC LAMPS	1,966	120
85139090	OTH PARTS OF ELECTRIC LAMPS	84	-
85141000	RESISTANCE HEAT FURNANCE/OVEN	1,580	-
85142000	FUR/OVE BY INDUCTIONDIELE LOS	16	-
85143000	OTH FURNANCES AND OVENS	-	124
85149000	PARTS OF INDUS/LAB FURN & OVEN	1,282	7,947
85151100	SOLDERING IRON AND GUNS	-	113
85151900	OTHER BRAZING/SOLDERING IRONS&GUNS	148	93
85153900	OTHER MACHINES/APPARATUS ARC WELDING METAL	21	-
85158000	OTHER MACHINES/APPARATUS HOT SPRAYING METAL	-	1,169
85162900	OTHER ELECTRIC SPACE/SOIL HEATNG APPARATUS	459	35
85165090	MICROWAVE OVENS	576	306
85166090	OTHER APPLIANCES USED DOMESTIC PURPOSE	248	-
85167100	ELECTRIC COFFEE OR TEA MAKERS	-	18
85167910	INSECT KILLER	-	29
85167990	OTH ELECTRO THERMIC APPLIANCES	157	874
85168090	OTHER ELECTRIC HEATING RESISTOR	-	848
85169000	PARTS ELECTRO-THERMIC APPLIANCES H-85.16	5,874	2,446
85171100	LINE TELEPHONE CORDLESS HANDSETS	-	64
85171219	OTH CELLULAR MOBILE PHONE	1,188,187	372,419
85171290	OTH T-PH FOR CELL/WIRELESS NET	-	243
85176290	OTH RECEP/TRANS/ROUT/ MACH	2,334	-
85177000	PARTS OF NETWORKING EQUIP	237	39,610
85234190	OTHER OPTICAL MEDIA UNRECORDED	-	3
85234990	OTH OPTCAL MEDIA CON SOFTWARE	4,458	-

PCT CHAPTER WISE BREAKUP OF EXPORTS

Rs. In Thousands

HSCODE	COMMODITY	Jul-Sep	Jul-Sep
		2017-18	2018-19
	ELECTRICAL MACHINERY,EQUIP,PARTS		
85235910	PROXIMITY CARDS AND TAGS	528	-
85238090	OTH MEDIA FOR RECORDING SOUND	9,129	4,521
85256030	MODEMS FOR TRANSMISSION APPARA	-	397,154
85258010	CLOSE CIRCUIT TV CAMERAS	-	850
85287211	LIQUID CRYSTAL DISPLAY(LCD) TV	-	509
85287300	OTH BL&WHITE/MONOCROME R-APA	4,633	-
85299090	OTH CABLE TV/SATELLITE EQUIPMENT/APPARATUS HEADING 85.25-85.28	-	291
85308000	OTHER SIGNAL EQUIPMENT EL ECTRICAL TRAFFIC CONTROL	-	156
85311000	BURGLAR/FIRE ALARMS/SIMILAR APPARATUS	-	1,628
85318000	OTHER APPARATUS	10,968	2,976
85319090	OTHER PARTS ELECTRIC-SOUND/VISUAL SIGNALLING APPARATUS	2,101	16
85321000	FIX ED CAPACITORS FOR 50/60 HZ CAPACITY NOT <0.5KVAR(POWER CAPACITORS)	1,781	34
85322500	DIELECTRIC OF PAPER OR PLASTIC FIXED CAPACITORS	12,453	9,794
85322900	OTHER FIXED CAPACITORS	-	539
85352110	AUTOMATIC CIRCUIT-BREAKERS UPTO 17.5 KV	8,558	-
85352900	OTHER AUTOMATIC CIRCUIT BREAKER	-	7
85359000	ELECTRIC APPARATUS FOR SWITCHING/PROTECTING ELECTRIC CIRCUITS>1000 VOLTS	-	164
85361090	OTH FUSES FOR VOLTAGE <1000 VO	31	1,558
85362010	AUTO CIRCUIT BREAKER>10AMP	-	2,801
85362020	AIR CIRCUIT BREAKER MULTIPHASE	-	346
85362090	OTHER AUTO CIRCUIT BREAKERS	408	-
85364990	OTHER, RELAYS	317	-
85365099	OTH SOCK,LAMP HOLD NOT>1000VOL	9,605	478
85366100	LAMP HOLDERS	819	1,126
85366990	OTH ELEC SWITCH,RELAYS,FUSES	1,969	2,092
85369030	MAGNETIC CONTRACTOR/THERMAL PROTECTORS FOR MOTORS	-	109
85369090	OTHER ELECTRICAL APPARATUS SWITCH/PROTECTING ELECTRICAL CIRCUITS	65	1,709
85371090	OTH BOARDS, PANELS, CONSOLES	254,216	-
85372000	BODIES,CONSOLE ETC VOLTAGE >1000V	150,258	6,100
85381000	BOARD,PANELS GOODS HEAD 85.37	217	17,477
85389090	OTHER PARTS HEAD 8535,8536,8537	3,672	849
85392110	AUTO BULBS	-	32
85392190	OTHER TUNGSTEN HALOGEN LAMPS	121	18
85392200	OTHER LAMPS 200W FOR VOLTAGE>100V	156	-
85392920	BULBS FOR FLASH LIGHT	-	15
85392990	OTHER FILAMENT LAMP EXCLUDING ULTRA VIOLET /INFRARED/ARC LAMPS	-	822
85399090	OTHER PART ELECTRIC FILAMENT OR DISCHARGE LAMPS	-	1,612

PCT CHAPTER WISE BREAKUP OF EXPORTS

Rs. In Thousands

HSCODE	COMMODITY	Jul-Sep 2017-18	Jul-Sep 2018-19
	ELECTRICAL MACHINERY,EQUIP,PARTS		
85412900	OTHER TRANSISTOR DISSIPATION RATE OF <1W	1	385
85414000	PHOTOSENSITIV SEMICONDUCTOR DEVICES	-	2,975
85429000	PARTS OF THE HEADING NO,85,42	421	705
85437090	O-MCH/APPA-INDIVIDUAL FUNCTION	11	-
85439090	OTH PART ELEC MACH&APPLIANCES	11	-
85441110	ENAMELLED WIRE WITH NYLON COVER	34	1,821
85441190	OTHER ENAMELED COPPER WIRE	73	1,776
85441900	OTHER WINDING WIRE OF COPPER	191	375
85442000	CO-AXIAL CABLE & CONDUCTORS	-	35
85443019	OTH IGN WRIN SET VEH/SH/A-CRFT	-	1,427
85444221	WIRI,CABLE SETS VEH-8703,04,11	1,593	-
85444290	OTH CABLE SETS VEH-UPTO 1000V	1,336	8,135
85444990	OTH ELECTRIC CONDUCTORS VOLTAGE >80V BUT NOT>1000V	8,200	119,731
85446010	OTH EL CON FOR VOLTAGE >1000V	42,375	-
85447000	OPTICAL FIBRE CABLES	10,981	56,001
85452000	CARBON BRUSHES	-	3
85459090	OTHER LAMP CARBON&CARBON ARTICLE	-	16
85462000	EELECTRICAL INSULATOR CERAMICS	2,329	14,687
85479000	OTHER INSULATING FITTINGS OF PLASTICS/CERAMICS	-	704
	TOTAL ELECTRICAL MACHINERY,EQUIP,PARTS	2,434,558	1,765,363
	RAILWAY, LOCOMOTIVE, ROLLING STOCK		
86079100	OTHER PARTS OF LOCOMOTIVES	-	673
86079900	OTHER RAILWAY LOCOMOTIVE STOCK PART	-	1,355
	TOTAL RAILWAY, LOCOMOTIVE, ROLLING STOCK	0	2,028
	VEHICLES OTHER THAN RAILWAY, ROLLING STOCK		
87011010	PEDESTRAIN TRACTORS CKD / SKD CONDITION	2,154	8,978
87012010	ROAD TRACTOR CKD/SKD CONDITION	737	-
87012020	ROAD TRACT-S-TRALIER CBU<280hp	60,103	60,874
87012090	OTHER ROAD TRACTOR SEMI-TRAILER	28,741	6,372
87013010	TRACK-LAYING TRACTORS CKD/SKD	663	-
87019210	COMP AG-TRACTORS-ANY KIT FORM	2,739	-
87019220	AGRI TRACT,ENG CAP>26KW <37 KW	17,884	163,743
87019290	OTH TRACT,ENG CAP>26 KW <37 KW	43,236	54,031
87019310	COMPONENT AGRI TRACTOR IN KIT	2,770	6,716
87019320	AGRICULTURE TACTOR-37 TO 75KW	182,019	154,164
87019390	OTHER TRACTORS 37 TO 75 KW	38,417	3,414

PCT CHAPTER WISE BREAKUP OF EXPORTS

Rs. In Thousands

HSCODE	COMMODITY	Jul-Sep	Jul-Sep
		2017-18	2018-19
	VEHICLES OTHER THAN RAILWAY, ROLLING STOCK		
87021090	OTHER MOTOR VEHICLE DIESEL ENGINE 10-PERSON	-	9,105
87032114	C-ASSEM/MANUF AU-RICKSHAW, AKF	4,389	-
87032115	AUTO RICKSHAW (CBU)	-	917
87032119	OTH VEH CY-CAPACITY NOT>800CC	-	19,954
87032191	COMPEN VEH,IN AKF,800 -1000CC	-	243
87032199	OTH VEHICLES, 800CC TO 1000CC	-	570
87032290	OTH VEH CYL-CPA 1000-1500CC	1,529	-
87032329	OTH VEHICLE CYC 1800-3000CC	233	-
87043190	OTHER VEHICLE NOT EXCEEDING 5 TONNES	-	8,352
87059000	OTHER SPECIAL PURPOSE MOTOR VEHICLE	-	2,239
87081090	OTH BUMPERS AND PARTS THEREOF	1,005	4,049
87082190	OTHER SAFETY SEAT BELTS	-	841
87082911	PARTS/ACCE OF BODIES VH-H-8701	26,369	15,696
87082919	OTH PARTS /ACC OF BODIES M-VEH	11,725	134
87082920	BODY PARTS, VH-H-87021090,9090	-	1,063
87082931	AIR OUTLET ASSEMB M-CAR H-8703	2,212	553
87082939	BODY PARTS OF VEH H-8703.2190	120	1,839
87082942	BODY PARTS OF VEH H-8704.2219	267	226
87082990	PARTS/ACC M-VEH H-8701 TO 8705	5,044	248
87083010	BRAKES VEH H-87032115-87043190	74	-
87083090	OTHER BRAKE PATS OF OTHER VEH	56	9,679
87084010	GEAR BOXES FOR AGRI-TRACTOR	15,863	23,288
87084090	OTHER GEAR BOXES FOR VEHICLE	112,024	179,106
87085010	BUILT UP DRIVE AXE VH-8701,2,4	3,932	-
87087010	ROAD WHEELS,RIMS-CARS H-8703,4	-	2,173
87087020	ROAD WHE,RIM,VEH-8701,2,4(6X2)	86	-
87087090	OTH ROAD WHEELS,PARTS & ACCE	3,937	565
87088010	SUSPE S-ABSORBERS CARS 87.03,4	-	119
87088090	OTH SUSPENSION SHOCK-ABSORBERS	1,311	476
87089110	RADIATORS WITH ALUMINUM CORE	22,207	24,509
87089120	RADI O/TH ALU CORE CAR-8703,4	628	-
87089130	RADI O/T ALU CORE VH-8701,4*4	-	636
87089190	OTH PARTS AND ACCESSORIES	4,881	11,364
87089220	SILENCER,EXH-PIPE VEH-8701,2,4	-	2,642
87089290	OTH SILENCER AND EXH-PIPE	4,080	6,906
87089390	OTH CLUTCHES AND PARTS VEH	2,500	167
87089410	STEERING WHEELS M-CARS 8703,4	4,732	1,348

PCT CHAPTER WISE BREAKUP OF EXPORTS

Rs. In Thousands

HSCODE	COMMODITY	Jul-Sep	Jul-Sep
		2017-18	2018-19
	VEHICLES OTHER THAN RAILWAY, ROLLING STOCK		
87089490	OTH STEERING WHEELS/BOXES	1,280	692
87089910	O-PART VEH H-87012020,90,40,60	5,004	7
87089930	COMPONENTS MOTOR CAR H-8703	2,051	12,709
87089940	COMPONENTS VH-87042190,3190	2,757	3,510
87089990	PARTS & ACCESSORIES OF MOTOR VEHICLES	176,442	224,317
87091900	OTHER WORK TRUCK SELF PROPELLED NOT-FITTED WITH LIFTING/HANDLING EQUIPMENT	-	51
87099000	PARTS,H-NO.87.09 OF WORK TRUCK	286	885
87111090	OTHER MOTOR CYCLE NOT EXCEEDING 50CC	53	94
87112010	MOTOR CYCLE 50-250 CC CKD/SKD CONDITION	-	42
87112090	OTHER MOTOR CYCLE CAPACITY 50-250CC	191,358	9,217
87113010	AUTO RICKSHAW WITH BODIES	-	1,870
87113020	MOTOR CYCLE IN CKD/SKD CONDITION	-	1,512
87113090	OTH MOTOR CYCLES,OF A CYLINDER	-	349
87120000	BICYCLES,OTHER DELIVERY TRICYCLES, NOT MOTORISED	2,738	5,454
87141020	COMPONENT FOR VEHICLE-H-8711	-	1,188
87141090	OTH PART ACC VEH H-87.11-87-13	3,074	13,158
87149500	OTHER, SADDLES	115	-
87149900	OTHER,PARTS AND ACCESSORIES	1,937	5,519
87150000	BABY CARRIAGES & PARTS THEREOF	-	71
87161090	OTH TRAILER/S-TRAILER CRV TYPE	-	2,482
87163190	TRAILERS FOR TRANSPORT GOODS	-	619
87164010	COMPO OTH TRAIL/SE-TRAILER-AKF	-	3,673
87164090	OTH TRAILERS & SEMI -TRAILERS	384	-
87168090	OTHER VEH NOT MANHNNICALLT PROP	2,921	-
87169000	PARTS,TRAILER SEMI-TRAILER, H87.16	7,008	76
	TOTAL VEHICLES OTHER THAN RAILWAY, ROLLING STOCK	1,006,075	1,074,794
	AIRCRAFT, SPACECRAFT AND PARTS THEREOF		
88039000	OTHER PARTS OF H-88.01 OR 88.02	6,876	1,772
	TOTAL AIRCRAFT, SPACECRAFT AND PARTS THEREOF	6,876	1,772
	SHIP, BOATS & FLOATING STRUCTURES		
89011000	CRUISE SHIPS,BOATS FOR PERSONS	263	-
89019000	OTHER VESSELS FOR PERSONS/GOODS	-	25,234
89039900	OTH INFLATABLE YACHTS	136	-
89071000	INFLATABLE RAFTS	521	-
89080000	VESSEL,FLOATING-STRUCTOR FOR BREAKING UP	2,582	2,093

PCT CHAPTER WISE BREAKUP OF EXPORTS

Rs. In Thousands

HSCODE	COMMODITY	Jul-Sep	Jul-Sep
		2017-18	2018-19
	TOTAL SHIP, BOATS & FLOATING STRUCTURES	3,502	27,327
	OPTICAL, PHOTOGRAPHIC, CINEMATOGRAPHIC, MEASURING, MEDICAL OR SURGICAL INSTRUMENTS AND APPARATUS, PARTS AND ACCESSORIES		
90021100	OBJECTIVE LENSES FOR CAMERA/PROJECTORS OR PHOTOGRAPHIC ENLARGERS OR REDUCERS	-	560
90021900	OTHER OBJECTIVE LENSES.	386	-
90029000	OTHER, MOUNTED OPTICAL ELEMENTS	145	-
90031100	FRAMES, MOUNTINGS OF PLASTICS	12	-
90031900	FRAMES, MOUNTING OF OTHER MATERIAL	16	-
90039000	PART FOR FRAMES & MOUNTINGS FOR SPECTACLES	5	-
90059000	PARTS & ACCESSORIES (INCLUDING MOUNTINGS)	-	97
90141000	DIRECTION FINDING COMPASSES	1,359	-
90149000	PART, ACCESSORIES OF SUB GROUP OF 90.14	-	6,981
90172000	OTHER DRAWING MARKING OUT/MATHEMATICAL CALCULATING INSTRUMENTS	132	-
90181100	ELECTRO-CARDIOGRAPHS	-	899
90181900	OTHER ELECTRO-DIAGNOSTIC APPARATUS	-	1,833
90183110	SYRINGES WITH NEEDLES	482	-
90183120	SYRINGES WITHOUT NEEDLES	-	1,459
90183200	TUBULAR METAL NEEDLE/NEEDLES FOR SUTURES	411	495
90183990	OTHER NEEDLES, CATHETERS, CANNULA ETC	3,065	3,061
90184900	OTHER; INSTRUMENT/APPLIANCES USED IN DENTAL SCIENCE	165,509	111,509
90185000	OTHER, OPHTHALMIC INSTRUMENT & APPLIANCES	-	328
90189030	SURGICAL SCISSORS	18,319	4,075
90189040	SURGICAL KNIVES	302	-
90189090	OTHER INSTRUMENT, APPLIANCES USED IN MEDICAL/SURGICAL/VETERINARY	9,469,017	10,669,850
90211000	ORTHOPAEDIC/FRACTURE APPLIANCES	5,609	6,863
90212100	ARTIFICIAL TEETH	325	1,788
90212900	OTHER; DENTAL FITTINGS	1,952	700
90213900	OTHER ARTIFICIAL PARTS OF BODY	-	27
90219000	OTHER; APPLIANCES WORN/CARRIED/IMPLANTED IN BODY TO COMPENSATE DEFECT/DISABILITY	3,089	970
90221400	OTHER, X-RAY APPARATUS FOR MEDICAL, SURGICAL	2,244	152
90221900	OTHER, APPARATUS BASED ON USE OF X-RAY	1,833	42,517
90222100	APPARATUS FOR USE OF ALPHA, BETA RADIATIONS	25,318	22,865
90230000	APPARATUS, INSTRUMENT, DESIGNED FOR DEMONSTRATIONAL PURPOSES	3,844	2,390
90249000	PARTS ACCESSORIES OF SUB GROUP 90.24	485	-
90251110	THERMOMETERS CLINICAL	-	769
90251900	OTHER THERMOMETERS/PYROMETERS	2,817	558
90258090	OTHER, INSTRUMENT RECORDING COMBINATION	-	924
90261090	OTH MEASURING APPA FOR LIQUIDS	692	1,003
90268000	OTHER, APPARATUS, MEASURING VARIABLES OF LIQUID/GASES	-	5,241

PCT CHAPTER WISE BREAKUP OF EXPORTS

Rs. In Thousands

HSCODE	COMMODITY	Jul-Sep	Jul-Sep
		2017-18	2018-19
	OPTICAL,PHOTOGRAPHIC,CINEMATOGRAPHIC,MEASURING,MEDICAL OR SURGICAL INSTRUMENTS AND APPARATUS,PARTS AND ACCESSORIES		
90269000	PARTS,ACCESSORIES OF SUB GROUP 90.26.	3,952	25,304
90275000	OTHER,INSTRUMENT USING OPTCAL RADIATION	-	1,981
90279000	MICROTOMES;PARTS/ACCESSORIES APPARATUS-90.27	-	73
90289020	OTHER PARTS FOR ELECTRIC METER	-	240
90289090	OTHER PRODUCTION/CALIBRATING METERS	6,178	792
90299000	PARTS ACCESSORIES OF ARTICLE H- 90.29	-	21
90303100	MULTIMETERS	-	3,540
90303390	OTH APPA (MEASURING RADIATION)	-	2,340
90308900	OTHER,INSTRUMENT,MEASURE ELECTRICAL QUANTITIES.	-	1,550
90312000	TEST BENCHES	-	4,946
90314900	OTHER,OPTICAL INSTRUMENT & APPLIANCES.	21	-
90319000	PART,ACCESSORIES OF ARTICLE H- 90.31	1,051	-
90321090	OTHER THERMOSTAT	1	731
90328920	OTH SWITCHES FOR M-CARS/VEH	98	-
90328990	OTH AUTOMATIC CONT INSTUMENTS	190	-
90329000	PARTS,ACCESSORIES OF ARTICLE H- 90.32	-	25,123
90330090	OTHER,PARTS ACCESSORIES(NOT ELSEWHERE SPECIFIED)MACHINES/APPLIANCES/APPRAT CH-90	770	1,660
	TOTAL OPTICAL,PHOTOGRAPHIC,CINEMATOGRAPHIC,MEASURING,MEDICAL OR SUR	9,719,629	10,956,215
	CLOCKS AND WATCHES AND PARTS THEREOF		
91019100	OTHER,POCKET-WATCH ELECTRICALLY OPERATED	83	-
91022100	OTHER,WRIST-WATCH,AUTOMATIC WIND	-	15,756
91022900	OTHER,WRIST-WATCH,OTHER THAN PRECIOUS METAL	-	20,176
91039000	OTHER,CLOCKS WATCH MOVEMENT EXCLUDING CLOCKS OF H-91.04	-	72
91040090	OTHER,INSTRUMENT PANEL CLOCK VEHICLE/VESSELS	-	460
91051900	OTHER, ALARAM CLOCK	107	24
91052900	OTHER, WALL CLOCKS	394	333
91059900	OTHER, CLOCKS,NOT ELSEWHERE SPECIFIED.	-	33
91091000	ELE OPER.CLOCK MOVE COMP/ASSEM	36,419	2,459
	TOTAL CLOCKS AND WATCHES AND PARTS THEREOF	37,003	39,313
	MUSICAL INSTRUMENTS,PARTS AND ACCESSORIES		
92021000	PLAYED WITH A BOW	311	-
92029000	OTHER ,STRING MUSICAL INSTRUMENT(E,G GUITARS, VIOLINS,HARPS) ,NOT SPECIFIED.	5,912	23,784
92051000	BRASS-WIND INSTRUMENTS	6,445	3,593
92059000	OTHER,WIND MISICAL INSTRUMENTS(CLARINETS,TRUMPETS,BAGPIPES)	22,885	26,308
92060000	PERCUSSION MUSICAL INSTRUMENTS,DRUM ETC	31,175	22,403
92079000	OTHER,MUSICAL INSTRUMENT E.G.GITARS,ACCORDIONS ETC	-	83

PCT CHAPTER WISE BREAKUP OF EXPORTS

Rs. In Thousands

HSCODE	COMMODITY	Jul-Sep	Jul-Sep
		2017-18	2018-19
	MUSICAL INSTRUMENTS,PARTS AND ACCESSORIES		
92081000	MUSICAL BOXES	-	483
92089000	OTHER;MECHANICAL STREET ORGAN/INSTRUMENTS	954	328
92093000	MUSICAL INSTRUMENT STRINGS	39,420	25,786
92099200	PARTS & ACCESSORIES OF MUSICAL INSTRUMENT H-92.02	-	159
92099900	OTHER;PARTS & ACCESSORIES OF MUSIAL INSTRUMENTS(CARDS PER-FORAT)	7,479	8,360
	TOTAL MUSICAL INSTRUMENTS,PARTS AND ACCESSORIES	114,581	111,287
	ARMS & AMMUNITION, PARTS AND ACCESSORIES		
93020012	PISTOL,S-BAREL,S-AUTO PRO-BORE	209	-
93063090	OTH,CARTRIDG & PARTS THEREOF.	55,678	43,175
93069000	OTHER;AMMUNITION OF WAR & PARTS.	87,677	67,806
93070000	SWORDS,CUTLASSES,BAYONETS,LANCES & SIMILAR ARMS & PARTS THEREOF	13,455	17,017
	TOTAL ARMS & AMMUNITION, PARTS AND ACCESSORIES	157,019	127,998
	FURNITURE,BEDDING,MATTRESSES,LAMPS AND LIGHT FITTINGS,ILLUMINATED NAME-PLATES,PREFABRICATED BUILDINGS		
94011000	SEATS OF A KIND USED,AIRCRAFT.	-	64
94012090	OTH SEATS OF KIND USED FOR VEH	671	-
94015200	SEATS OF BAMBOO	1,014	2,677
94017100	OTHER,SEATS UPHOLSTERED METAL FRAMES	213	319
94017900	OTHER SEATS;WITH METAL FRAMES	19,254	44,487
94019090	OTH SEATS W/N CONVERTIBLE-BED	24	-
94029090	OTHER,MEDICAL,DENTAL,SURGICAL FURNITURE	-	3,082
94031000	METAL FURNITURE USED IN OFFICE	-	589
94032000	OTHER,METAL FURNITURE OTHER THAN OFFICE	2,062	2,294
94035010	WOODEN CABINETS	5,181	-
94035030	OTH FURNITURE & PARTS THEREOF	8,326	12,941
94037000	FURNITURE OF PLASTICS	1,330	3,250
94038900	OTHER FURNITURE OF CANE, OSIER	142	11,079
94041000	MATTRESS SUPPORTS	9,703	594
94051010	CHANDELIERS	207	11
94051090	OTHER ELECTRICAL CEILING & WALL FITTINGS.	13,096	7,003
94052000	ELECTRIC TABLES,DESK,BEDSIDE	262,182	162,619
94059190	OTHER,PART OF LAMP FITTING OF GLASS.	2,820	4,630
94059200	PARTS OF PLASTIC H-94.05,NOT ELSEWHERE SPECIFIED	41	-
94059900	OTHER PARTS H-NO.94.05,NOT ELSEWHERE SPECIFIED.	4,649	-
94061020	LIVE ST&POULTRY SHEDS OF WOOD	17,034	-
94069020	DAIRY,LIVESTOCK POULTRY SHEDS	-	17,545



PCT CHAPTER WISE BREAKUP OF EXPORTS

Rs. In Thousands

HSCODE	COMMODITY	Jul-Sep 2017-18	Jul-Sep 2018-19
	TOTAL FURNITURE,BEDDING,MATTRESSES,LAMPS AND LIGHT FITTINGS,ILLUMINAT	347,949	273,184
	GRAND TOTAL	25,287,134	28,827,848
	GRAND TOTAL (Million US\$)	240.10	232.33

Year : 2018-19 1 USD = 124.08 PKR

Year : 2017-18 1 USD = 105.32 PKR

Breakup of Imports

JUL-SEP 2018-19 & 2017-18

PCT CHAPTER WISE BREAKUP OF IMPORTS

Rs. In Thousands

HSCODE	COMMODITY	Jul-Sep	Jul-Sep
		2017-18	2018-19
	IRON AND STEEL		
72011000	NON-ALLOY PIG IRON<0.5% PHOSPHORUS	290,279	246,480
72015000	ALLOY PIG IRON; SPIEGELEISEN	-	27
72021100	FERRO-MANGANESE CONTAINING >2% CARBON	283,995	159,181
72021900	OTHER FERRO-MANGANESE	133	5,466
72022100	FERRO-SILICON CONTAINING >55% SILICON	77,900	170,236
72022900	OTHER FERRO-SILICON	39,597	127,755
72023000	FERRO-SILICO-MANGANESE	1,177,301	1,114,001
72024100	FERRO-CHROMIUM CONTAINING >4% CARBON	8,449	11,142
72024900	OTHER FERRO-CHROMIUM	3,015	1,345
72027000	FERRO-MOLYBDENUM	3,640	2,159
72028000	FERRO-TUNGSTEN&FERRO-SILICO-TUNGSTEN	1,272	2,007
72029100	FERRO-TITANIUM/FERRO-SILICON TITANIUM	48	123
72029200	FERRO-VANADIUM	1,954	664
72029300	FERRO-NIOBIUM	1,159	1,135
72029900	OTHER FERRO-ALLOYS	2,897	6,543
72031000	FERROUS PRODUCTS BY DIRECT REDUCTION OF IRON ORE	-	20,000
72039000	OTHER FERROUS PRODUCTS	109	19,222
72041010	WASTE/SCRAP CAST IRON RE-ROLLABLE	44,982	100,866
72041020	WASTE & SCRAP OF AUTOPARTS	29,331	19,695
72041090	OTHER WASTE/SCRAP OF CAST IRON	-	393
72042100	WASTE/SCRAP OF STAINLESS STEEL	36,218	55,106
72042900	WASTE/SCRAP OF OTHER ALLOY STEEL	1,423	399
72043000	WASTE/SCRAP OF TINNED IRON/STEEL	979,553	986,185
72044100	OTHER WASTE/SCRAP TURNINGS/SHAVINGS/CHIPS	19,320,065	19,765,783
72044910	OTHER RE-ROLLABLE WASTE /SCRAP	3,203,550	4,601,927
72044920	OTH WASTE&SCRAP OF AUTO PARTS	241,334	241,786
72044930	WASTE/SCRAP AUTO PARTS IN PRES	-	17,310
72044940	WASTE & SCRAP OF COMPRESSORS	5,697,368	6,340,566
72044990	OTHER WASTE AND SCRAP	14,047,894	19,051,589
72045000	REMELTING SCRAP INGOTS	5,590	-
72051000	GRANULES OF PIG IRON	17,477	25,900
72052100	POWDERS OF ALLOY STEEL	1,314	2,352
72052900	OTHER POWDER PIG IRON & SPIEGELEISEN IRON/STEEL	13,190	15,309
72071110	BILLETS RECT/SQUAR IRON/NA.STL	121,139	1,083
72071190	OTH BILLETS CON CARBON < 0.25%	3,574	99
72072090	OTHER SEMI FINISHED PRODUCT IRON/STEEL	47,839	1,274
72081010	COILS SECONDRY QUALITY I/S HR	29,832	3,126

PCT CHAPTER WISE BREAKUP OF IMPORTS

Rs. In Thousands

HSCODE	COMMODITY	Jul-Sep	Jul-Sep
		2017-18	2018-19
	IRON AND STEEL		
72081090	OTH COILS NOT FOR WORK I/S HR	158,889	385,369
72082510	OTH C-HR I/S 4.75mm SECON QUAL	60	5,141
72082590	OTH HR-COIL TH 4.75mm OR MORE	26,755	27,956
72082610	OTH C-HR TH3-4.75mm S-QLTY I/S	-	63,435
72082690	OTH HR COIL TH3-4.75mm I/NA-TS	20,468	24,811
72082710	OTH C-HR I/NA.S TH<3mm SE QLTY	-	17,034
72082790	OTH C-HR I/NA.STEEL TH < 3 mm	19,284	33,909
72083690	OTH COIL-HR I/NA.STL TH<10 mm	142,090	2,176
72083790	OTH C-HR I/NA-S TH< 4.75-10 mm	95,175	176,095
72083810	OTH C-HR I/NA-S TH3-4.75mm S-Q	18,705	16,956
72083890	OTH COIL H-ROLLED OF I/NA-STEEL	138,496	170,103
72083910	OTH C-HR I/NA-S TH<3 mm S-QLTY	-	7,895
72083990	OTH COIL-HR I/NA-S TH < 3 mm	8,795,640	17,037,691
72084090	OTHER SECONDARY QUALITY IRON /NON ALLOY STEEL HOT ROLLED	17,701	3,962
72085110	OTHER SECONDARY QUALITY IRON STEEL -HOT ROLLED THICKNESS>10MM	278	2,884
72085190	OTHER HOT ROLLED IRON STEEL PRODUCTS THICKNESS >10MM	619,585	98,477
72085210	OTHER SECONDARY QUALITY IRON/STEEL HOT ROLLED THICKNESS >4.75-10	38,690	3,960
72085290	OTHER HOT ROLLED IRON /STEEL PRODUCTS THICKNESS 4.75-10 MM	192,839	34,334
72085390	OTHER IRON /STEEL HOT ROLLED PRODUCTS THICKNESS 3-4.75 MM	47,393	58,423
72085410	OTHER SECONDARY QUALITY IRON/STEEL, THICKNESS <3MM HOTROLLED	-	1,664
72085490	OTHER IRON/STEEL PRODUCTS HOT-ROLLED THICKNESS <3 MM	33,825	36,647
72089010	OTHER FLAT-ROLLED PRODUCTS SECONDARY QUALITY HOT ROLLED >600	1,616	12,431
72089090	OTHER FLAT-ROLLED PRODUCTS HOT ROLLED WIDTH >600MM	88,604	73,195
72091510	COIL I/NA-S CR TH 3mm/> S-QLTY	83,212	146,429
72091590	OTH COIL I/NA-S CR TH 3mm OR >	980	-
72091610	COIL I/NA-S CR TH 1-3mm S-Q	610,528	872,945
72091690	OTH CR COIL IR / NA-S TH 1-3mm	556,864	1,022,941
72091710	COIL CR I/NA-S TH 0.5-1mm S-Q	81,444	22,260
72091790	OTH CR COIL I /NA-S TH 0.5-1mm	335,061	488,364
72091810	COIL CR I/NA-ST TH< 0.5mm S-Q	141,512	123,483
72091890	OTH CR COIL I/NA-ST TH < 0.5mm	601,538	342,411
72092590	OTHER COLD-ROLLED IRON/STEEL THICKNESS 3MM OR MORE	9,372	395
72092610	SECONDARY QUALITY IRON/STEEL COLD-ROLLED THICKNESS >1MMBUT<3MM	-	5,064
72092690	OTHER IRON/STEEL COLD-ROLLED THICKNESS >1MM BUT <3MM	271,015	236,335
72092790	OTHER COLD-ROLLED IRON/STEEL THICKNESS 0.5 MM-1MM	663,947	549,221
72092890	OTHER COLD-ROLLED IRON/STEEL THICKNESS < 0.5 MM	53,277	54,403
72099010	SECONDARY QUALITY FLAT-ROLLED PRODUCTS IRON/STEEL WIDTH>600	82,235	190,172

PCT CHAPTER WISE BREAKUP OF IMPORTS

Rs. In Thousands

HSCODE	COMMODITY	Jul-Sep	Jul-Sep
		2017-18	2018-19
	IRON AND STEEL		
72099090	OTHER FLAT/COLD-ROLLED PRODUCTS IRON/STEEL WIDTH >600M	112,899	223,148
72101110	I/S PLAT/COAT TIN 0.5MM/> S-QU	1,914	2,092
72101190	OTH I/STL PLAT/COAT TIN>0.5MM	-	32,866
72101210	I/STL PLAT/COAT TIN<0.5MM S-QU	679,017	981,841
72101290	OTH I/STL PLAT/COAT TIN<0.5MM	339,547	237,816
72102090	OTH FR I/NA-S P/C LEAD 600mm	-	18,278
72103010	FR I/NA-S ELECTRO P/C ZINC S-Q	266,757	922,775
72103090	OTH FR I/NA-S ELECTRO P/C ZINC	896,474	963,986
72104190	OTH FR I/NA-S CUROGA P/C ZINC	13,428	34,199
72104910	OTH FR I/NA-S P/C ZINC S/QLTY	1,077,698	1,035,394
72104990	OTH FR I/NA-S P/C ZINC T 600mm	1,530,496	1,152,314
72105090	OTH F-RO I/ST COAT CHRO OXIDE	256,731	262,936
72106110	FR I/NA-S P/C ALUM-ZINC AL S-Q	53,866	13,297
72106190	OT FR I/NA-S P/C ALUM-ZINC ALY	489,435	778,006
72106910	OTH FR I/NA-S P/C ALUM S-QUALI	5,075	65,715
72106990	OTH FR I/NA-S P/C ALUM T600mm	9,338	15,191
72107010	VCM COATED SHEETS OF A THICKNESS 0.5MM/LESS	460,390	731,736
72107020	FR I/NA-S PLASTIC COT/PAIN S-Q	176,732	251,803
72107090	OTHER VCM SHEET PRINTED VARNISHED	3,091,458	2,402,203
72109010	OTH FR I/NA-S PLASTI COTED S-Q	2,997	5,339
72109090	OTH FR I/NA-S PLASTIC COATED/P	154,731	22,772
72111310	SECONDARY QUALITY HOT ROLLED IRON/STEEL 4 FACE WIDTH 150 THICKNESS 4M	4,801	-
72111390	OTHER HOT ROLLED IRON /STEEL PRODUCTS 4 FACE ROLLED THICKNESS 4M	29,600	88,791
72111490	OT FR I/NA-S HR W>150 TH4.75/>	249,604	113,307
72111920	OT FR I/NA-S HR W150 T4mm S-Q	2,637	794
72111990	OTHER COLD ROLLED STEEL STRIP	1,136,882	5,109,426
72112390	OTH I/NA-S CR W<600 CARBON.25%	4,768	2,233
72112920	COLD ROLL STL STRIP TH<0.5MM	5,960	10,359
72112990	OT FR I/NA-S CR W< 600mm C.25%	79,755	126,527
72119090	OTH FR I/NA-S W< 600mm NOT P/C	320,958	311,814
72121000	FLAT -ROLLED PRODUCTS IRON/NON ALLOY STEEL PLATED/COATED	-	635
72122010	FRP I/NA-STL ELE-PL/CO W-ZINK	-	11,588
72122090	OT FR I/S ELE P/C ZINC W<600mm	101,376	111,944
72123010	FR I/NA-S P/C ZINC W<600mm S-Q	869	570
72123090	OTH FR I/NA-S P/C ZINC W<600mm	-	240
72124010	FR I/S PLASTIC COT W<600mm S-Q	793	-
72124090	FR I/S PLASTIC COT W<600mm P-V	6,651	80,582

PCT CHAPTER WISE BREAKUP OF IMPORTS

Rs. In Thousands

HSCODE	COMMODITY	Jul-Sep	Jul-Sep
		2017-18	2018-19
	IRON AND STEEL		
72125090	OTH FR I/NA-S OTH-WISE PLA/COT	43,455	21,847
72126090	OTH FR I/NA-S CLAD WD< 600mm	65	-
72131010	BAR&ROD I/NA-S HR(RIBS,GRO)S-Q	175,324	-
72131090	OTHER BARS & RODS, HR, IN IRREGULARLY WOUND COILS OF IRON OR NON-ALLOY STEEL	66,447	2,148
72139110	OT BAR&ROD HR I/S DIA<14mm S-Q	16,633	9,709
72139191	OTH BAR&ROD HR I/S DIA<7mm	-	184,898
72139199	OTH BAR&ROD HR I/S DIA<14mm	678,014	238,077
72139910	OTH BAR&ROD I/S HR IN-COIL S-Q	25	4,421
72139990	OTH BAR&ROD I/S HR IN-COIL	336,571	45,955
72141010	OTH BAR&ROD I/S HR FORGED S-Q	5,551	840
72141090	OTH BAR&ROD I/S HR FORGED	6,177	9,058
72142010	OTH BAR&ROD I/S HR FRG RIB S-Q	424,972	12,145
72142090	OTH BAR&ROD I/S HR FRG RIB GRV	-	1,886,542
72143010	OTH B/ROD FREE CUT STL HR S-Q	4,178	-
72143090	OTH B/ROD FREE CUT STL HR	12,386	16,934
72149190	OTH B/ROD I/S HR RECT CR.SECT	-	2,219
72149910	OTH B/ROD I/S HR TWISTED S-QUA	6,674	-
72149990	OTH B/ROD I/S HR TWISTED ROL	54,394	1,033
72151090	OT B/ROD FRE CUT STL COLD FORM	15,143	32,737
72155090	OTH BAR&ROD I/S COLD-FINISH	15,481	11,479
72159090	OTH BAR&ROD IRON/NON ALOY-STL	13,513	81,653
72161000	U,I,H SECTIONS HOT-ROLLED HIGH<80MM	20,845	3,406
72162100	L SECTION HOT/ROLLED HEIGHT<80 MM IRON/NON ALLOY STEEL	19,398	303,469
72162200	T SECTION HOT ROLLED HEIGHT<80 MM IRON/NON ALLOY STEEL	302	-
72163110	U.SECTION HEIGHT>150MM HOT-ROLLED IRON/NON ALLOY STEEL	51,443	23,043
72163190	OTHER U.SECTION HOT-ROLLED IRON/NON ALLOY STEEL	53,376	47,300
72163210	I SECTION HOT-ROLLED IRON/NON ALLOY STEEL HEIGHT>200 MM	249,508	134,938
72163290	OTHER I SECTION HOT-ROLLED IRON/NON ALLOY STEEL	6,763	42,167
72163310	H SECTION HEIGHT>250MM HOT-ROLLED IRON/NON ALLOY STEEL	280,512	85,243
72163390	OTHER H SECTION HOT-ROLLED IRON/NON ALLOY STEEL	15,649	19,098
72164010	L&T SECTION HOT-ROLLED HEIGHT150M IRON/NON ALLOY STEEL	1,909	929
72164090	OTHER L&T SECTION HOT-ROLLED IRON/NON ALLOY STEEL	737	43,484
72165000	OTHER ANGLE/SHAPE SECTION HOT ROLLED	1,734	1,981
72166100	ANGLE/SHAPE SECTION COLD ROLLED	9,164	-
72166900	OTHER ANGLE/SHAPE SECTION IRON/STEEL COLD- ROLLED	857	267
72169900	OTHER ANGLE/SHAPE SECTION IRON/STEEL	29,387	18,072
72171000	WIRE OF IRON/STEEL NOT PLATED/COATED	46,863	35,843

PCT CHAPTER WISE BREAKUP OF IMPORTS

Rs. In Thousands

HSCODE	COMMODITY	Jul-Sep	Jul-Sep
		2017-18	2018-19
	IRON AND STEEL		
72172000	WIRE OF IRON/STEEL PLATED/COATED WITH ZINC	25,702	164,063
72173010	WIRE IRON STEEL PLATED/COATED MAUFACTURING AUTO TYRE	72,064	155,583
72173020	STEEL CORD WIRE OF SPECIFICATION SWG 20-34	7,166	3,162
72173090	OTHER PLATED/COATED IRON/STEEL WIRE WITH OTHER BASE-METAL	1,936	2,299
72179000	OTHER WIRE OF IRON/NON-ALLOY-STEEL	85,597	74,620
72181000	INGOTS & OTHER PRIMARY FORMS STAINLESS STEEL	-	140
72189900	OTHER SEMI-FINISHED PRODUCTS STAINLESS STEEL	357	1,493
72191100	FLAT ROLLED PRODUCTS STAINLESS STEEL HOT ROLLED THICKNESS>10MM	837	14,259
72191200	COILS STAINLESS STEEL-HOT ROLLED THICKNESS >4.75-10MM	14,546	10,883
72191300	COILS STAINLESS STEEL-HOT ROLLED THICKNESS >3MM-4.75MM	1,171	-
72191400	COILS STAINLESS STEEL-HOT ROLLED THICKNESS>3MM	4,537	7,050
72192100	COILS STAINLESS STEEL HOT ROLLED THICKNESS>10MM	71,792	5,737
72192200	COILS STAINLESS/STEEL HOT RROLLED THICKNESS >4.75-10MM	91,337	110,746
72192310	COIL S-STL W-700mm/>,TH-<4mm	2,500	-
72192390	OTH COIL,S-STL,TH-3mm-4.75mm	109,155	41,624
72192410	COIL S-STL W-700mm/>,TH-<3mm	2,073	-
72192490	OTH COIL,STAINLESS-STL,TH<3mm	12,255	31,831
72193100	COILS STAINLESS STEEL COLD ROLLED THICKNESS >4.75 MM	23,276	3,944
72193210	COIL,S-STL,TH-4mm,W-700mm,CR	1,225	3,939
72193290	OTH COIL,S-STL,TH-3-4.75mm,CR	39,671	76,744
72193310	COIL S-STL,TH-1-3mm W-700mm,CR	-	1,034
72193390	OTH COIL S-STL,TH-1-3mm ,CR	520,955	461,796
72193410	CL,S-STL,TH-0.5-1mm,W-700mm,CR	-	8,020
72193490	OTH COIL,S-STL,TH-0.5-1mm,CR	499,820	446,810
72193510	COIL,S-STL,TH-<.5mm,W-700mm,CR	-	906
72193590	OTH COIL,S-STL,TH-<.5mm,CR	730,470	737,148
72199010	O SHET CIR SHAPE ALL SIZE S-ST	543,182	728,321
72199090	OTH FRP S-STL W 600 mm OR MORE	849,974	1,137,234
72201100	FLAT ROLLED STAINLESS STEEL HOT ROLLED THICKNESS >4.75MM	5,842	-
72201210	FRP,S-STL,W< 600mm,TH 4 mm,HR	-	16,723
72201290	OTH FRP,S-STL,W< 600 mm,HR	3,116	20,275
72202010	FRP,S-STL,W< 600mm,TH 4 mm,CR	-	1,569
72202090	OTH FRP,S-STL,W< 600mm,CR	133,746	149,902
72209090	OTH FRP,S-STL,W< 600 mm	31,229	60,091
72210090	OTH BARS&RODS,HR, IWC,S-STL	-	411
72221100	BAR/ROD STAINLESS STEEL NOT FURTHER WORKED THAN HOTROLLED CIRCULAR CROSS SECTION	74,438	51,485
72221900	OTHER BAR/ROD STAINLESS STEEL NOT FURTHER WORKED THAN HOT DRAWN	18,102	5,860

PCT CHAPTER WISE BREAKUP OF IMPORTS

Rs. In Thousands

HSCODE	COMMODITY	Jul-Sep	Jul-Sep
		2017-18	2018-19
	IRON AND STEEL		
72222000	BAR/ROD STAINLESS STEEL NOT FURTHER WORKED THAN COLD FORMED,COLD FINISHED	21,403	23,155
72223000	OTHER BAR/ROD OF STAINLESS STEEL	115,420	67,535
72224000	ANGLE/SHAPES&SECTION STAINLESS STEEL	34,478	20,995
72230000	WIRE OF STAINLESS STEEL	111,501	79,783
72249000	OTHER SEMI-FINISHED PRODUCTS OTHER ALLOY STEEL	43,150	2,512
72251100	GRAIN-ORIENTED SILICON ELECTRICAL STEEL	331,379	779,657
72251900	OTHER FLAT ROLLED PRODUCTS SILICON ELECTRICAL STEEL	172,085	137,959
72253000	OTH NFW HOT/ROLLED IN COILS	12,529,465	8,620,317
72254000	OTHER NOT FURTHER WORKED THAN HOT/ROLLED NOT IN COIL	1,772,629	675,865
72255000	OTHER ALLOY STEEL NOT FURTHER WORKED THAN COLD ROLLED (COLD-REDUCED)	-	316
72259200	FLAT ROLLED PRODUCTS OTHER WISE ZINC PLATED OR COATED	3,889	6,848
72259900	OTHER FLAT ROLLED PRODUCTS OTHER ALLOY STEEL	16,661	77
72261100	GRAIN-ORIENTED SILICON ELECTRICAL STEEL	22,273	24,175
72261900	OTHER FLAT ROLLED PRODUCTS SILICON ELECTRICAL STEEL	82,587	-
72269100	OTHER FLAT ROLLED PRODUCTS NOT FURTHER WORKED THAN HOT ROLLED	2,560	6,301
72269200	OTHER FLAT ROLLED PRODUCTS NOT FURTHER WORKED THAN COLD ROLLED	90,236	105,238
72269900	OTHER FLAT ROLLED PRODUCTS OTHER THAN ALLOY STEEL	4,096	12,249
72271000	BAR/ROD OF HIGH SPEED STEEL	793	547,688
72279010	BAR/ROD H/ROLL W/COIL A/ST<7MM	-	906,648
72279090	OTH BAR/ROD H/ROLL W/COIL A/ST	1,932,162	682,320
72281000	BAR/RODS OF HIGH SPEED STEEL	251	446,872
72282090	OTHER BAR/RODS OF HIGH SPEED STEEL	7,932	-
72283010	CASE HARDENING STEEL	-	412
72283090	OTHER BAR,RODS OF ALLOY STEEL HOT ROLLED	475,280	883,842
72284000	OTHER BAR/ROD NOT FURTHER WORKED THAN FORGED	8,280	12,022
72285000	OTHER BAR/ROD NOT FURTHER WORKED THAN COLD FORMED,COLD FINISHED	3,321	7,875
72286000	OTHER BAR/ROD ALLOY STEEL NES	447,319	12,130
72287000	ANGLES, SHAPES AND SECTIONS	12,077	3,509
72288000	HOLLOW DRILL BARS AND RODS	4,679	383
72292000	WIRE OTHER ALLOY STEEL SILICO MANGANESE	-	2,786
72299000	OTHER,WIRE OF OTHER ALLOY STEEL	39,659	28,082
	TOTAL IRON AND STEEL	96,171,222	113,543,910
	ARTICLES OF IRON AND STEEL		
73011000	SHEET PILING IRON AND STEEL	11,205	6,220
73012000	ANGLE SHAPES & SECTIONS OF IRON/STEEL	3,721	6,772
73021000	RAILS	562,910	210,501

PCT CHAPTER WISE BREAKUP OF IMPORTS

Rs. In Thousands

HSCODE	COMMODITY	Jul-Sep	Jul-Sep
		2017-18	2018-19
	ARTICLES OF IRON AND STEEL		
73023000	SWITCH BLADES, CROSSING FROGS, OTHER CROSSING PIECES	369,764	-
73024000	FISH-PLATES AND SOLE PLATES	283	-
73029000	OTHER MATERIALS JOINTING RAILS	2,546	2,976
73030000	TUBE/PIPE,HOLLOW PROFILE CAST IRON	38,743	224,200
73041100	L.P FOR OIL&GAS S-STL SEAMLESS	101,924	7,071
73041900	OTH LINE PIPE I/S FOR OIL&GAS	120,392	324,845
73042200	DRILL PIPE S-STL DRILL OIL/GAS	-	1,438
73042300	OTH DRILL PIPE I/S FOR OIL&GAS	812,430	202,046
73042400	OTHER PIPE OF STAINLESS STEEL	62,152	9,797
73042900	OTHER CASTING,TUBEING PIPE DRIL OIL/GAS	1,470,404	2,061,135
73043100	OTHER CIRCULAR CROSS SECTION IRON NON ALLOY COLD ROLLED STEEL	195,628	236,257
73043900	OTHER CIRCULAR CROSS SECTION IRON NON ALLOY STEEL	938,437	795,937
73044100	OTHER CIRCULAR, CROSS STAINLES STEEL REDUCED	121,064	330,213
73044900	OTHER CIRCULAR CROSS SECTION STAINLESS STEEL	342,405	327,176
73045100	OTHER CIRCULAR CROSS ALLOY COLD DRAWN	12,355	582
73045900	OTHER CIRCULAR CROSS ALLOY STEEL	53,676	21,939
73049000	OTHER SEAMLESS TUBE/PIPE HOLLOW PROFILES	203,858	596,061
73051100	LINE PIPE USED OIL/GAS WELDED	912,188	9,302
73051200	OTHER LINE PIPE USED OIL GAS WELDED	-	1,484
73051900	OTHER LINE PIPE USED OIL/GAS PIPE LINES	106,726	99,044
73053900	OTHER, WELDED TUBES AND PIPES	82	106,517
73059000	OTHER, TUBES AND PIPES	770,785	206
73061100	L.P-WELDED OF STA-STL(OIL/GAS)	42,040	1,442
73061900	OTH-LINE PIPE O/G PIPELINE I/S	52,659	582,882
73062100	CAS/TUB WELDED LINE PIPE STA-S	81,248	22,550
73062900	O-CASING/TUB LINE PIPE O/G I/S	24,239	32,154
73063010	COPPER COATED MILD STEEL TUBES 6.5MM DIA	22,713	6,272
73063090	OTHER WELDED CIRCULAR CROSS SECTION IRON STEEL	284,496	122,538
73064000	OTHER WELDED CIRCULAR CROSS SECTION STAINLESS STEEL	645,510	214,889
73065000	OTHER WELDED CIRCULAR CROSS-SECTION STAINLESS STEEL	78,083	233,277
73066100	O-TUBE,PIPE WELD SQUARE C-SEC	36,340	16,448
73066900	TUBE/PIPE WELD OF OTH C.C-SEC	747	-
73069000	OTHER TUBE PIPE/HOLLOW PROFILES,IRON/STEEL	74,926	158,438
73071110	TUBE/PIPE CAST FITINGS MR-175	725	2,305
73071190	OTHER TUBE/PIPE FITING CAST IRON	5,495	24,598
73071910	OTHER TUBE/PIPE FITING IRON/STEEL	-	2,337
73071920	SEMI FINISHED MALLEABLE IRON PIPE FITTING	9,881	4,402

PCT CHAPTER WISE BREAKUP OF IMPORTS

Rs. In Thousands

HSCODE	COMMODITY	Jul-Sep	Jul-Sep
		2017-18	2018-19
	ARTICLES OF IRON AND STEEL		
73071990	OTHER MALLEABLE IRON PIPE FITTING	150,983	164,465
73072100	FLANGES, OF STAINLESS STEEL	23,222	113,382
73072200	THREADED EIBOWS,BENDS,SLEEVES STAINLESS STEEL	20,560	25,303
73072300	BUTT WELDING FITTING STAINLESS STEEL	26,760	37,740
73072900	OTHER TUBE,PIP FITTING STAINLESS STEEL	343,046	132,804
73079110	OTH FLANGES AIR-P AGRI-TRACTOR	-	256
73079120	OTH FLANGES FOR M-CARS&VEHI	1,686	3,014
73079190	OTH FLANGES OF IRON & STEEL	134,013	108,799
73079200	THREADED EIBOWS,BENDS/SLEEVES IRON/STEEL	159,929	96,676
73079300	BUTT WELDING FITTING IRON/STEEL	68,023	91,117
73079900	OTHER TUBE,PIPE FITTING IRON STEEL NEC	641,370	1,007,287
73081000	BRIDGES AND BRIDGE-SECTIONS	905	1,408
73082000	TOWERS AND LATTICE MASTS	3,008,290	1,142,926
73083000	DOORS,WINDOWS/FRAMES,THRESHHOLD FOR DOORS	110,108	360,033
73084000	EQUIPMENT FOR SCAFF FOLDING SHUTTERING PROPPINGS FOR PITPROPPINGS	144,262	37,287
73089010	PILLARS ETC FOR STRUCTURS I/S	188,723	11,591
73089020	OTH GANGWAYS,GIRDERS,HANGERS	152	7,661
73089090	OTH COLUMNS ETC FOR STRUCT I/S	3,370,833	4,170,654
73090000	RESERVOIRS,TANKS,VATS SIMILAR CONTAINERS FOR ANY MATERIAL	90,692	61,633
73101000	TANKS,CASKS,DRUMS,CANS,BOX OF CAPACITY >50	9,042	42,041
73102100	CANS,CLOSED BY SOLDERING/CRIMPING CAPACITY<50	26,898	18,520
73102900	OTHER TANK,CASK,DRUM,BOX CAPACITY<50	269,682	347,298
73110010	CONTAINERS FOR CNG OF IRON/STL	210	49,618
73110020	CONTAINERS FOR LPG OF IRON/STL	4,008	-
73110030	CONTAINERS FOR CRYOGENIC I/STL	110,505	81,013
73110040	CONT FOR AEROSOL PRODUCT I/STL	42,888	49,367
73110090	OTH CONT FOR LIQEID/GAS OF I/S	115,740	395,739
73121010	IRON AND STEEL WIRE	405,808	177,827
73121020	IRON AND STEEL ROPE	124,955	81,579
73121090	OTHER IRON AND STEEL CABLE	58,615	197,275
73129010	OTHER STEEL CORD USE IN TYRE MANUFACTURING	23,078	34,674
73129090	OTHER STANDARD WIRE,ROPE&CABLE	5,328	5,715
73130000	BARBED WIRE OF IRON/STEEL TWISTED HOOP	84,093	58,082
73141200	ENDLESS BANDS FOR MACHINERY OF STAINLESS STEEL WOVEN CLOTH	4,028	1,263
73141400	OTHER WOVEN CLOTH OF STAINLESS STEEL	9,822	13,006
73141920	OTH ENDLES BAND FOR MACHINERY	286	4,027
73141990	OTHER WOVEN CLOTH OF STEEL	39,340	6,660

PCT CHAPTER WISE BREAKUP OF IMPORTS

Rs. In Thousands

HSCODE	COMMODITY	Jul-Sep	Jul-Sep
		2017-18	2018-19
	ARTICLES OF IRON AND STEEL		
73142000	GRILL NETTING FENCING WELDED DIMENSION=3MM; MESH SIZE 100CM(SQUARE)	7,857	98,918
73143100	OTHER GRILL NETTING FENCING WELDED COATED WITH ZINC	1,713	2,575
73143900	OTHER GRILL NETTING FENCING AT INTER SECTION	2,880	23,043
73144100	OTHER CLOTH GRILL NETTING FENCING PLATED/COATED WITH ZINC	41,463	67,431
73144200	OTHER CLOTH GRILL NETTING FENCING PLATED/COATED WITH PLASTICS	4,071	2,019
73144900	OTHER CLOTH GRILL NETTING /FENCING	100,412	73,422
73145000	EXPANDED METAL OF IRON OR STEEL	14,153	21,427
73151110	ROLLER CHAIN FOR VEHICLES Ch87	261,963	255,541
73151120	CHAIN FOR BICYCLES H-87.12 I/S	864	2,303
73151190	OTHER ROLLER CHAIN	59,605	60,577
73151200	OTHER CHAIN, ARTICULATED LINK	99,742	116,757
73151910	ADJUSTER FOR CHAIN VEH H-87.11	122	418
73151920	OTH PATS OF CHAIN M-CARS&VEHIC	55,011	173,481
73151990	OTH PATS OF ROLLER CHAIN I/S	2,111	1,244
73152000	SKID CHAIN	1,303	563
73158100	OTHER CHAIN, STUD-LINK	178	449
73158200	OTHER, WELDED LINK	10,311	6,684
73158900	OTHER CHAIN	8,482	10,256
73159000	OTHER PARTS	15,583	6,020
73160000	ANCHORS, GRAPNELS PARTS IRON/STEEL	60,951	89,774
73170010	NAILS OF IRON OR STEEL	145,461	117,746
73170020	TACKS OF IRON OR STEEL	21,706	4,011
73170030	DRAWING PINS OF IRON OR STEEL	2,066	2,083
73170090	OTHER ARTICLES OF IRON OR STEEL	19,210	26,475
73181100	COACH SCREW IRON/STEEL THREADED	10,069	380
73181200	OTHER WOOD SCREW IRON/STEEL THREADED	5,808	10,468
73181300	SCREW HOOKS, SCREW, RINGS, RIVETS OF IRON/STEEL	2,680	313
73181400	SELF-TAPPING SCREWS, THREADED	29,958	44,611
73181510	HIGH TENSILE SCREW & BOLT IRON/STEEL	99,184	71,752
73181520	U BOLTS LEAF SPRINGS VEH CH-87	4,636	2,662
73181590	OTHER SCREW & BOLTS IRON/STEEL	708,298	1,190,621
73181610	HIGH TENSION NUTS IRON/STEEL	16,826	24,442
73181620	WHEEL NUTS FOR VEHIC OF CHAP-87	2,921	2,862
73181690	OTHER NUTS THREADED OF IRON/STEEL	151,029	154,413
73181900	OTHER BOLT, NUT, WASHER, RIVET IRON/STEEL TH	120,789	322,291
73182110	SPRING/LOCK WASHER HIGH-TENSILE	6,573	8,843
73182190	OTHER SPRING WASHER/LOCK WASHER	4,959	7,250

PCT CHAPTER WISE BREAKUP OF IMPORTS

Rs. In Thousands

HSCODE	COMMODITY	Jul-Sep	Jul-Sep
		2017-18	2018-19
	ARTICLES OF IRON AND STEEL		
73182210	THURST WASHER FOR VEHICLE H87	1,527	956
73182290	OTH WAHSERS	57,730	64,519
73182300	RIVETS, NON-THREADED	18,797	29,638
73182400	COTTERS/PINS NON THREADED IRON STEEL	3,428	3,278
73182900	OTHER COACH SCREW,BOLTS,NUT IRON STEEL	62,223	51,824
73194000	SAFETY PINS & OTHER PINS	10,012	13,159
73199010	SEWING,DARNING/EMBROIDRY NEDLS	5,223	10,775
73199090	OTH KNITTING NEDLS,CRO HOOKS	21,502	33,635
73201010	LEAF-SPRING&LEAF M-CAR,H-8703	3,178	2,167
73201020	LEAF-SPRING&LEA,VEH,H-8701,2,4	-	282
73201030	COMP VEH HD87.11 SPRING FRONT	24,272	13,582
73201090	OTH LEAF-SPRING&LEAF I/S	34,405	21,602
73202000	HELICAL SPRINGS	5,143	57,307
73209010	SPRING,LEAVES USED IN MANUFACTURE OF VIDEO CASSETTES	20	-
73209020	CONT SPRI HYD LIFT AGR-TRACTOR	65	1,581
73209090	OTHER, SPRING AND LEAVES.	122,828	98,590
73211111	COOKING RANGES CKD/SKD	19,491	6,164
73211119	OTHER COOKING RANGES	-	1,420
73211190	OTHER COOKING APPLIANCES&PLATE WARMERS GAS	90,368	87,133
73211200	COOKING APPLIANCES/PLATE WARMERS LIQUID FUEL	-	771
73211900	O-COKING APPLI INCL SOLID FUEL	25,697	20,465
73218100	OTHER APPLIANCES FOR GAS & OTHER FUELS	11,191	4,636
73218900	OTH APPL INCL APPLI SOLID FUEL	270	1,101
73219000	PARTS OF IRON/STEEL,COOKING APPLIANCES & PLATE WARMERS	78,185	88,153
73221100	RADIATORS/PARTS CAST IRON E-EL	95	-
73221900	OTHER RADIATOR AND PARTS THEREOF	8,179	10,007
73229010	AIR HEATERS&HOT AIR DISTRIBUTORS	110,548	8
73229090	OTHER PARTS OF RADIATORS	3,823	8,179
73231000	IRON/STEEL WOOL,POT SCOURERS ETC	97,096	58,261
73239100	OTHER BUCKETS OF CAST IRON NOT ENAMELLED	356	4,459
73239200	OTHER HOUSE HOLD ARTICLES CASTIRON ENAMELLED	185	694
73239300	OTHER DOMESTIC UTENSILS STAINLESS STEEL	19,964	20,646
73239400	OTHER DOMESTIC UTENSILS IRON/STEEL	99,492	42,586
73239900	OTHER HOUSE HOLD ARTICLES, PARTS THEREOF	181,154	106,234
73241010	SINKS OF STAINLESS STEEL	28,357	35,204
73241020	WASH BASINS OF STAINLESS STEEL	214	269
73242100	BATH TUBS CASTIRON WHETHER OR NOT ENAMELLED	4,539	2,260

PCT CHAPTER WISE BREAKUP OF IMPORTS

Rs. In Thousands

HSCODE	COMMODITY	Jul-Sep	Jul-Sep
		2017-18	2018-19
	ARTICLES OF IRON AND STEEL		
73242900	OTHER BATH,SINK,WASH-BASIN ENAMELLED IRON	43,119	44,040
73249000	OTHER, INCLUDING PARTS	51,122	59,916
73251000	OTHER CAST ARTICLES IRON/STEEL OF NON MALLEABLE CAST IRON	16,002	17,721
73259100	GRINDING BALLS & SIMI ARTICLES FOR MILLS	110,070	6,308
73259900	OTHER CAST ARTICLES OF IRON/STEEL NES	281,253	344,286
73261100	GRINDING BALLS & SIMILAR ARTICLES FOR MILLS	28,087	103
73261910	FORGING OF CRANK SHAFT	91,057	127,077
73261920	FORGING SURGICAL/DENTAL INSTRUMENTS	73,255	78,815
73261930	STEEL FORGINGS EXCE 150KG I/S	20	1,001
73261990	OTHER ARTICLES FORGED/STAMPED NOT FURTHER WORKED NES	160,648	522,054
73262000	ARTICLES OF IRON OR STEEL WIRE	32,142	24,643
73269010	OTHER XRAY FILM HANGERS	267	3,002
73269030	OTHER SHOE LASTS	-	6,347
73269040	STL BALLS NOT EXCE 1MM DIA I/S	6,409	8,210
73269050	CLIPS,BRACK ETC,FOR ELE-WIRING	33,265	132,390
73269060	CLAMPS,HOSE CLIPS, HANGERS I/S	142,385	74,645
73269070	COSMETICS/CIGARE CASES ECT I/S	512	7,367
73269090	OTHER ARTICLES OF IRON/STEEL FORGED/STAMPED NOT FURTHER WORKED	1,476,227	1,814,156
	TOTAL ARTICLES OF IRON AND STEEL	24,187,008	23,321,742
	COPPER AND ARTICLES THEREOF		
74020000	UN-REFINED COPPER, COPPER ANODES FOR ELECTROLYTIC REFINING	1	5,760
74031100	REFIND COPPER,CATHODES & SECTION	2,389,317	3,396,443
74031900	OTHER, REFINED COPPER	4,567	339
74032100	COPPER-ZINC BASE ALLOYS(BRASS)	531	1,964
74032200	COPPER-TIN BASE ALLOYS(BRONZE)	9,672	6,199
74032900	OTHER COPPER ALLOYS(OTHER THAN MASTER ALLOYS OF HEADING H-74.05)	2,147	4,383
74040010	BRASS SCRAP	54	576
74040090	OTH COPPER WASTE AND SCRAP	417,292	1,297,411
74050000	MASTER ALLOYS OF COPPER.	4,657	-
74061000	POWDER OF NON-LAMELLER STRUCTURE	4,754	9,895
74062000	POWDER OF LAMELLAR STRUCTURE FLAKES	38,816	39,427
74071010	BARS OF REFINED COPPER	3,931	17,643
74071020	RODS OF REFINED COPPER	2,356	6,244
74071040	BUS BARS OF REFINED COPPER	109,665	214,806
74071090	OTHER PROFILES OF COPPER	7,515	64,608
74072100	COPPER BAR,ROD PROFILES OF COPPERER ZINC BASE ALLOYS(BRASS)	8,691	6,807

PCT CHAPTER WISE BREAKUP OF IMPORTS

Rs. In Thousands

HSCODE	COMMODITY	Jul-Sep	Jul-Sep
		2017-18	2018-19
	COPPER AND ARTICLES THEREOF		
74072900	OTHER BAR,ROD,PROFILES COPPER ALLOYS	19,897	19,469
74081100	WIRE REFERENCE COPPER MAXIMUM CROSS SECTIONAL DIAMETER >6MM	426,222	130,307
74081900	OTHER, WIRE OF REFINED COPPER	88,754	165,977
74082100	WIRE OF COPPER ALLOY ZINC BASE	6,539	8,803
74082200	WIRE OF COPPER ALLOY NICKLE BASE	189	5,265
74082900	OTHER WIRE OF COPPER ALLOYS ETC	9,460	6,499
74091100	PLATES,SHEET,STRIP REFINED COPPER COIL	60,771	23,332
74091900	OTHER PLATES,SHEETS & STRIP OF REFINED COPPER	3,312	696
74092100	PLATES,SHEETS&STRIPS OF COPPER ZINC BASE COILS	52,712	61,389
74092900	OTHER PLATES/SHEETS/STRIPS COPPER ZINC BASE	33,940	29,881
74093900	OTHER PLATES/SHEETS/STRIPS COPPER TIN BASE-COILS	2,546	-
74094000	PLATES/SHEETS/STRIPS COPPER NICKLE BASE	11	-
74099000	PLATES/SHEETS/STRIPS OTHER COPPER ALLOYS NS	2,000	2,455
74101100	FOIL REFINED COPPER NOT BACKED	229,868	266,991
74101200	FOIL OF COPPER ALLOYS,NOT BACKED	169,954	196,001
74102100	FOIL OF REFINED COPPER,BACKED	9,358	21,981
74102200	FOIL OF COPPER ALLOYS,BACKED	-	395
74111010	CAPILLARY TUBE 2.25 MM REFINED COPPER	24,551	20,033
74111020	INTERNALLY GROOVED TUBES REFINED COPPER	97,532	101,256
74111090	OTHER TUBE/PIPE OF REFINED COPPER	409,081	317,992
74112100	TUB&PIPE COPPER ZINC BASE ALLOYS	6,743	3,699
74112200	TUB&PIPE COPPER NICKLE BASE ALLOYS	-	243
74112900	OTHER TUBE&PIPE OF OTHER COPPER ALLOYS	5,244	3,167
74121000	COPPER TUBE/PIPE FITTING OF REFINED COPPER	5,849	5,217
74122000	COPPER TUBE/PIPE FITTINGS COPPER ALLOYS	7,925	45,355
74130000	STANDARD WIRE,CABLES PLAIED BANDS-NOT ELECTRICALLY INSULATED	100,064	220,665
74151000	NAILS,TACKS,DRAWING PINS,STAPLES & SIMILAR ARTICLES	930	59
74152100	WASHERS/INCLUDING SPRING WASHERS NOT THREADED	1,266	919
74152900	OTHER NOT THREADED ARTICLES COPPER	2,392	5,538
74153300	OTHER THREADED SCREW,BOLT,NUT COPPER	70,657	2,899
74153900	OTHER THREAD ARTICLES OF COPPER	14,528	5,566
74181000	TABLE,KITCH/OTH HOUSEHOLD ARTI	-	55
74182000	OTHER SANITARY WARE,PARTS COPPER	1,372	1,401
74199100	CAST,MOULDED,STAMPED,FORGED OF COPPER	2,093	686
74199910	COPPER SPRINGS	44	-
74199990	OTHER, ARTICLES OF COPPER	86,395	124,991
	TOTAL COPPER AND ARTICLES THEREOF	4,956,165	6,871,687

PCT CHAPTER WISE BREAKUP OF IMPORTS

Rs. In Thousands

HSCODE	COMMODITY	Jul-Sep	Jul-Sep
		2017-18	2018-19
	NICKEL AND ARTICLES THEREOF		
75021000	NICKEL, NOT ALLOYED	258,469	352,384
75022000	NICKEL ALLOYS	923	2,491
75040000	NICKEL POWDERS AND FLAKES.	4,114	13,181
75051200	BAR,ROD,PROFILES OF NICKLE ALLOYED	2,615	1,269
75052100	WIRE OF NICKEL, NOT ALLOYED	-	989
75052200	WIRE OF NICKEL, ALLOYED	9,728	9,386
75061000	PLATES,SHEET,STRIPS,FOIL OF NICKEL NOT ALLOYED	4	-
75062000	PLATES,SHEET,STRIP FOIL OF NICKEL ALLOYED	149,308	806
75071100	TUBE&PIPE OF NICKEL NOT ALLOYED	-	6,146
75071200	TUBE & PIPE OF NICKEL ALLOYED	5,029	1,559
75072000	TUBE OR PIPE FITTING NICKEL	918	-
75089010	NICKEL ROTARY PRINTING SCREEN	154,201	216,965
75089090	OTHER NICKLE ROTARY PRINTING SCREEN	29,264	2,659
	TOTAL NICKEL AND ARTICLES THEREOF	614,573	607,835
	ALUMINIUM AND ARTICLE THEREOF		
76011000	ALUMINIUM, NOT ALLOYED	1,564,051	2,559,274
76012000	ALUMINIUM ALLOYS	871,844	853,173
76020010	ALUMINIUM W/SCRAP OF AUTO PART	55,112	18,804
76020090	OTHER ALUMINIUM WASTE OR SCRAP	1,693,363	2,642,161
76031000	POWDER OF NON-LAMELLER STRUCTURE	6,253	6,736
76032000	POWDER OF LAMELLAR STRUCTURE FLAKES	15,700	15,146
76041010	BARS,OF ALUMINIUM, NOT ALLOYED	12,505	1,186
76041090	PROFILES OF ALUMINIUM NOT ALLOYED	15,535	57,719
76042100	HOLLOW PROFILES OF ALUMINIUM ALLOYED	10,317	6,578
76042910	BAR ROD OF ALLUMINIUM ALLOYED	13,426	21,256
76042920	ALUM BAR/ROD NOCLOCK BRAZING	73	1,397
76042990	PROFILES OF ALUMINIUM ALLOY	45,084	41,318
76051100	ALUMINIUM WIRE NOT ALLOYED MAXIMUM CROSS SECTIONAL DIAMENSIONS >7MM	32,648	4,919
76051900	OTHER ALUMINIUM WIRE NOT ALLOYED	40,144	22,623
76052100	ALUMINIUM WIRE ALLOYED MAXIMUM CROSS SECTIONAL DIAMENSION >7MM	1,271	1,348
76052900	OTHER ALUMINIUM WIRE, ALLOYED	74,412	87,341
76061100	RECTANGULAR & SQUARE OF ALUMINIUM NOT ALLOYED	60,407	142,742
76061200	RECTANGULAR/SQUARE ALUMINIUM ALLOYED	427,404	935,909
76069110	ALUMINIUM SHEET NOT ALLOYS ANODIZED/ POLYURETHENE COATED	26,373	20,101
76069190	OTHER ALUMINIUM SHEET NOT ALLOYED	13,849	46,388
76069210	ALUMINIUM SHEET ANODIZED ALLOYS COATED	69,538	65,818

PCT CHAPTER WISE BREAKUP OF IMPORTS

Rs. In Thousands

HSCODE	COMMODITY	Jul-Sep	Jul-Sep
		2017-18	2018-19
	ALUMINIUM AND ARTICLE THEREOF		
76069290	OTHER ALUMINIUM SHEET ALLOYS	8,427	69,949
76071100	ALUMINIUM FOIL ROLLED NOT-WORKED/BACKED	705,064	1,038,545
76071910	ADHESIVE TAPE	20,581	24,015
76071920	PRINTED ALUM FOIL NOT BACKED	52,268	71,686
76071990	OTHER ADHESIVE TAPE	390,236	529,372
76072000	ALUMINUM FOIL, BACKED	481,227	646,594
76081000	TUBE, PIPE OF ALUMINIUM NOT ALLOYED	12,423	1,417
76082000	TUBE, PIPE OF ALUMINIUM ALLOYED	48,954	84,239
76090000	ALUMINIUM TUBE,PIPE FITTINGS (E.G COUPLINGS,EIBOWS,SLEEVES)	6,573	5,084
76101000	DOORS,WINDOW, FRAMS,THRESHOLDS FOR DOORS	129,256	188,165
76109000	ALUMINIUM STRUCTURE & PARTS N.E.S.	261,043	194,634
76110000	ALUMINIUM RESERVOIRS,TANKS VATS ETC	100	36
76121000	COLLAPSIBLE TUBULAR CONTAINERS ALUMINIUM	2,971	9,397
76129020	OVAL CANS OF ALUMINIUM	612	4,095
76129030	OTH CANS<=400ML W LOGO/BRAND	295,106	212,799
76129040	ROUND CANS ALUMINIUM DIA>45MM	239,778	95,046
76129090	OTHER DRUMS CANS BOXES ALUMINIUM	24,371	46,570
76130010	AEROSOL CANS WITH VALVES&COVERS OF ALUMINIUM	-	822
76130090	OTHER ALUMINIUM CONTAINERS FOR COMPRESSED/LIQUEFIED GAS	4,417	3,255
76141000	STANDARD WIRE,CABLE,PLAITED BANDS&LIKE OF ALUMINIUM STEEL CORE	30,828	3,426
76149000	OTHER STANDARD WIRE,CABLE,PLAITED BANDS&LIKE OF ALUMINIUM NOT ELECTRICALLY INSUL	1,404,083	398,527
76151000	TABLE,KITCH,POT POLISHPAD ALUM	40,613	34,479
76152000	SANITARY WARE&PATS OF ALUMINIUM	226	2,159
76161000	NAILS,BOLT,NUT,SCREW ETC ALUMINIUM	1,425	5,345
76169100	CLOTH,GRILL,FENCING & NETTING OF ALUMINIUM WIRE	2,770	404
76169910	CASINGS&FORGINGS	3,714	54,658
76169920	ALUMINIUM SLUGS	83,010	121,720
76169930	PENCIL FERRULES	555	3
76169990	OTHER ARTICLE OF ALUMINIUM	53,152	61,579
	TOTAL ALUMINIUM AND ARTICLE THEREOF	9,353,092	11,459,957
	LEAD AND ARTICLES THEREOF		
78011000	REFINED UN-WROUGHT LEAD	2,549,871	2,155,121
78019100	OTHER UN-WROUGHT LEAD CONTAINING BY WEIGHT ANTIMONY	225,221	436,173
78019900	OTHER UN-REFINED LEAD & LEAD ALLOYED	77,623	57,224
78020000	LEAD WASTE AND SCRAP.	-	75,292
78041900	OTHER , LEAD PLATES	16,197	6,230

PCT CHAPTER WISE BREAKUP OF IMPORTS

Rs. In Thousands

HSCODE	COMMODITY	Jul-Sep 2017-18	Jul-Sep 2018-19
	LEAD AND ARTICLES THEREOF		
78060010	WIRE OF LEAD	10,048	321
78060090	OTHER ARICLES OF LEAD	1,381	1,819
	TOTAL LEAD AND ARTICLES THEREOF	2,880,341	2,732,180
	ZINC AND ARTICLES THEREOF		
79011100	ZINC CONTAINING BY WEIGHT>99.99% NOT ALLOYED	1,547,988	795,361
79011200	ZINC CONTAINING BY WEIGHT<99.99% NOT ALLOYED	28,013	-
79012000	ZINC ALLOYS	161,210	817,733
79031000	ZINC DUST(BLUE POWDER)	10,631	11,762
79039000	OTHER ZINC POWDER AND FLAKES	-	1
79040010	ZINC WIRE	11,226	23,580
79040090	OTHER ZINC BARS AND RODS	-	529
79050000	ZINC PLATES,SHEET,STRIP & FOIL	396	1,044
79070010	ZINC SLUGS FOR DRY BATTERY CELL CONTAINERS	16,987	71,851
79070020	ANODES OF ZINC	25,370	9,459
79070090	OTHER, ARTICLES OF ZINC	3,675	1,202
	TOTAL ZINC AND ARTICLES THEREOF	1,805,496	1,732,522
	TIN AND ARTICLES THEREOF		
80011000	TIN, NOT ALLOYED	192,248	173,210
80012000	TIN ALLOYS	3,054	327
80030000	TIN BAR, ROD, PROFILE AND WIRE	295	1,356
80070090	OTH ARTICLES OF TIN	14	115
	TOTAL TIN AND ARTICLES THEREOF	195,611	175,008
	OTHER BASE METALS,CERAMICS,ARTICLES		
81011000	TUNGSTEN POWDERS	276	434
81019400	OTHER UN-WROUGHT TUNGSTEN,BARS&ROADS OBTAINED SIMPLY BY SINTERING	-	265
81019600	OTHER WIRE OF TUNGSTEN	8,495	5,602
81019990	OTH ARTICLES OF TUNGSTEN	567	14,230
81029600	OTHER MOLYBDENUM WIRE	2,015	6,742
81029900	OTHER MOLYBDENUM AND ARTICLES THEREOF	-	2,308
81039000	OTHER TANTALUM & ARTICLES THEREOF	786	-
81041100	UNWROUGHT MAGNESIUM BY WEIGHT 99.8%	4,033	4,134
81041900	OTHER ARTICLES UNWROUHT MAGNESIUM	2,874	8
81043000	RASPINGS,TUMINGS,ETC MAGNESIUM	5	-
81049000	OTHER ARTICLES OF MAGNESIUM	21	222
81052000	COBALT MATTES& OTHER PRODUCTS	56,943	46,530

PCT CHAPTER WISE BREAKUP OF IMPORTS

Rs. In Thousands

HSCODE	COMMODITY	Jul-Sep	Jul-Sep
		2017-18	2018-19
	OTHER BASE METALS,CERAMICS,ARTICLES		
81059000	OTHER INTERMEDIATE PRODUCTS OF COBALT	12,639	76
81072000	UNWROUGHT CADMIUM POWDER	-	7,361
81079000	OTHER CADMIUM,WROUGHT & ARTICLES	316	3,004
81089000	OTHER TITANIUM WROUGHT & ARTICLES	41,275	12,015
81092000	UNWROUGHT ZIRCONIUM POWDER	62	-
81099000	OTHER ZIRCONIUM AND ARTICLES	-	50
81101000	UNWROUGHT ANTIMONY POWDER	184,972	250,958
81109000	OTHER ANTIMONY & ARTICLES THEREOF INCLUDING WASTE&SCRAP	-	42,117
81110000	MANGANESE & ARTICLES INCLUDING WASTE & SCRAP	773	273
81122100	CHROMIUM UNWROUGHT POWDER	28	828
81122900	OTHER UNWROUGHT CHROMIUM INCLUDING WASTE	351	250
81129900	OTHER BASE METAL UNWROUGH & ARTICLES	-	230
81130000	CERMETS & ARTICLE INCLUDING WASTE & SCRAP	8	424
	TOTAL OTHER BASE METALS,CERAMICS,ARTICLES	316,439	398,061
	TOOLS,IMPLEMENTS,CUTLERY,PARTS THEREOF		
82011000	SPADES AND SHOVELS	34,135	6,089
82013000	MATTOCKS, PICKS, HOES & RAKES	227	-
82014000	AXES,BILL HOOKS & SIMILAR HEWING TOOLS	266	196
82015000	SECATEURS & ONE-HANDED PRUNERS AND SHEARS	-	386
82016000	HEDGE SHEARS, TWO-HAND PRUNING SHEARS AND SIMILAR TWO HANDED SHEARS	236	796
82019000	OTHER HAND TOOL AGRICULTURAL,HORTICULTURE OR FORESTRY	2,464	2,573
82021000	HAND SAWS	32,291	22,124
82022000	BAND SAW BLADES	8,751	12,415
82023100	CIRCULAR SAW BLADES WITH STEEL	38,513	38,537
82023900	OTHER CIRCULAR SAW BLADES; INCLUDING PARTS	32,962	32,896
82024000	CHAIN SAW BLADES	5,392	3,029
82029100	STRAIGHT SAW BLADES,WORKING METAL	185	1,683
82029910	GINSAW BLADE	388	8,380
82029990	OTHER SAW BLADES	59,634	24,426
82031000	FILES, RASPS & SIMILAR TOOLS	16,025	16,831
82032000	PILERS,PINCERS,TWEEZERS AND SIMILAR TOOLS	89,607	78,959
82033000	METAL CUTTING SHEARS & SIMILAR TOOLS	2,064	4,584
82034000	PIPE CUTTERS,BOLT CROPPERS,PERFORATING PUNCHES AND SIMILAR TOOLS	16,280	12,562
82041100	NON-ADJUSTABLE HAND OPERATED SPANNERS & WRENCHES	116,435	146,237
82041200	ADJUSTABLE HAND OPERATED SPANNERS & WRENCHES	100,805	119,617
82042000	INTERCHANGEABLE SPANNER SOCKETS WITH OR WITHOUT HANDLES	19,095	28,853

PCT CHAPTER WISE BREAKUP OF IMPORTS

Rs. In Thousands

HSCODE	COMMODITY	Jul-Sep	Jul-Sep
		2017-18	2018-19
	TOOLS,IMPLEMENTS,CUTLERY,PARTS THEREOF		
82051000	DRILLING,THREADING OR TAPPING TOOLS	16,048	28,520
82052000	HAMMERS AND SLEDGE HAMMERS	17,956	38,443
82053000	PLANES,CHISELS,GUAGES AND SIMILAR CUTTING TOOLS FOR WORKING WOOD	4,403	2,522
82054000	SCREW DRIVERS	68,420	47,746
82055100	OTHER HAND TOOLS HOUSE-HOLD N.E.S.	23,226	27,245
82055900	OTHER HAND TOOL (GLAZIERS DIAMONDS)	71,923	70,965
82056000	BLOW LAMPS	19	126
82057000	VICES, CLAMPS AND THE LIKE	13,750	8,752
82059000	SETS OF ARTICLES OF TWO/MORE OF FORGOING SUB-HEADING	31,589	21,799
82060010	TOOLS FOR M-CARS H-8703 R-SALE	4,177	4,461
82060020	TOOL FOR VEH H-8701,2,4 R-SALE	10,958	4,086
82060030	OTH TOOLS FOR M-CARS&VEHICLES	17,009	21,828
82060090	OTH TOOLS H-8202,8505 R-SALE	11,931	8,985
82071300	ROCK DRILLING,EARTH BORING TOOLS WITH WORKING PARTS OF CERMETS	4,018	8,432
82071900	OTHER INCLUDING PARTS OF ROCK DRILLING OR EARTH-BORING TOOLS	498,760	271,905
82072000	DIES FOR DRAWING/EXTRUDING METAL	29,857	90,860
82073000	TOOL FOR PRESSING, STAMPING/PUNCHING	430,063	1,548,617
82074000	TOOLS FOR TRAPPING OR THREADING	8,935	7,771
82075010	TOOL DRILLS OTHER THAN ROCK/PARALLEL OR STRAIGHT SHANK TWIST DRILLS	24,070	16,863
82075090	OTHER TOOL FOR DRILLING OTHER THAN ROCK DRILLING	110,273	156,947
82076000	TOOLS FOR BORING OR BROACHING	19,926	9,544
82077000	TOOLS FOR MILLING	10,009	23,671
82078000	TOOLS FOR TURNING	20,365	14,420
82079000	OTHER INTERCHANGEABLE TOOLS	526,232	256,411
82081000	KNIVES&CUTTING BLADES FOR METAL WORKING	14,509	22,041
82082000	KNIVES CUTTING BLADES FOR WOOD WORKING	3,405	5,562
82083000	KNIVES & CUTTING BLADES FOR KITCHEN APPLIANCES	20,351	18,463
82084000	KNIVES&CUTTING BLADE FOR AGRICULTURAL, HORTICULTURAL OR FORESTRY MACHINES	33,074	33,222
82089010	OTH BLADES/KNIVES PAPER MACH	52,353	84,128
82089020	DIE STEEL CUTTING BLADES	1,157	2,679
82089090	OTH BLADES/KNIVES FOR MACHINE	87,487	106,693
82090000	PLATES STICKS,TIPS AND THE LIKE FOR TOOLS, UNMOUNTED OF CERMET	23,898	31,822
82100000	HAND-OPERATED MECHANICAL APPLIANCES, WEIGHING 10 KG OR LESS	22,435	21,095
82111000	SETS OF ASSORTED ARTICLES	146	35
82119100	TABLE KNIVES HAVING FIX BLADE.	6,875	1,626
82119200	OTHER KNIVES HAVING FIXE BLADES.	14,547	12,622
82119300	KNIVES HAVING OTHER THAN FIX BLADES.	2,277	1,985

PCT CHAPTER WISE BREAKUP OF IMPORTS

Rs. In Thousands

HSCODE	COMMODITY	Jul-Sep	Jul-Sep
		2017-18	2018-19
	TOOLS,IMPLEMENTS,CUTLERY,PARTS THEREOF		
82119400	BLADES	2,742	806
82119500	HANDLES OF BASE METAL	121	53
82121000	RAZORS	222,655	126,377
82122000	SAFETY RAZOR BLADES,	91,586	70,398
82129000	OTHER PARTS	6,322	7,882
82130000	SCISSORS,TAILOR'S SHEARS & SIMILAR SHEARS AND BLADE	12,239	20,651
82141000	PAPER KNIVES,LETTER OPENERS,ERASING KNIVES, PENCIL SHARPENERS AND BLADES ETC	49,388	27,174
82142000	MANICURE OR PEDICURE SETS AND INSTRUMENTS	6,491	4,622
82149000	OTHER ARTICLES OF CUTLERY .	19,390	12,942
82151000	SETS OF ASSORTED ARTICLE CONTAINING >= 1 ARTICLE PLATED WITH PRECIOUS METAL	11	481
82152000	OTHER SETS OF ASSORTED ARTICLE.	42,329	17,948
82159100	OTHER ASSORTED ARTICLE,NOT INSETS,PLATED WITH PRECIOUS METAL	10	24
82159910	SPOONS	11,720	9,264
82159920	FORKS (CUTLERY)	999	271
82159990	OTHER ARTICLE OF KITCHEN.	17,846	7,633
	TOTAL TOOLS,IMPLEMENTS,CUTLERY,PARTS THEREOF	3,316,035	3,900,591
	MISC. ARTICLES OF BASE METALS		
83011000	PADLOCKS	311,677	228,787
83012010	DOOR LOCKS VEH-H-8704.3190,11	10,625	2,195
83012090	OTH LOCKS FOR MOTOR VEHICLES	12,483	16,408
83013000	LOCKS FOR FURNITURE	208,557	110,931
83014000	OTHER LOCKS	254,530	110,416
83015000	CLASPS AND FRAMES WITH CLASPS.INCORPORATING LOCKS	11,238	1,052
83016000	PARTS OF LOCKS	35,014	181,335
83017000	KEYS PRESENTED SEPARATELY	4,915	6,772
83021010	HINGES,VEH-H-8704.2299,8703	97	2
83021030	HINGES OTH FOR MOTOR CARS&VEH	21,620	24,965
83021090	OTH HINGES&FITTINGS FOR FURNI	111,042	134,490
83022000	CASTORS	77,617	92,129
83023010	LATCH ASS-DOORS CARS-H-8703,04	1,524	225
83023020	WIN OPEN SYSTEM RACK FOR 87042	-	391
83023090	OTH FITTINGS FOR M-VEHICLES	7,207	723
83024100	OTHER MOUNTING,FITTING SUITABLE FOR BUILDING	16,255	21,272
83024200	OTHER MOUNTING,FITING FURNITURES	318,884	250,333
83024900	OTHER FITTINGS OF BASE METAL N.S.	132,678	164,634
83025000	HAT-RACKS,HAT-PEGS,BRACKET&FIX	16,149	7,736

PCT CHAPTER WISE BREAKUP OF IMPORTS

Rs. In Thousands

HSCODE	COMMODITY	Jul-Sep	Jul-Sep
		2017-18	2018-19
	MISC. ARTICLES OF BASE METALS		
83026000	AUTOMATIC DOOR CLOSERS	27,415	29,549
83030000	ARMOURED/REINFORCED SAFES, STRONG BOXES AND DOORS ETC OF BASE METAL.	17,025	2,871
83040000	FILING CABINETS,CARD-INDEX CABINET/TRAYS	4,453	1,934
83051000	FITTING FOR LOOSE-LEAF BINDERS	2,342	2,003
83052000	STAPLES IN STRIPS	47,187	83,885
83059000	OTHER, INCLUDING PARTS	32,916	21,822
83061000	BELLS,GONGS ETC.NON ELECTRIC OF BASE METAL	3,952	2,682
83062100	STATUETTES & OTHER ORNAMENTS BASE METAL	1	-
83062900	OTHER; MIRRORS OF BASE METAL	12,571	23,961
83063000	PHOTOGRAPH,PICTURE OR SIMILAR FRAMES; MIRROR	996	152
83071000	FLEXIBLE TUBING OF IRON/STEEL	95,474	60,283
83079000	FLEXIBLE TUBING OF BASE METAL	77,337	52,056
83081010	HOOKS OF BASE METAL	47,738	57,660
83081020	EYES & EYE LETS OF BASE METAL	33,694	37,603
83082000	TUBULAR OR BIFURCATED RIVET	104,055	6,907
83089010	CLASPS OF BASE METAL	683	39
83089020	BUCKLE OF BASE METAL	18,759	25,569
83089030	FRAME OF HAND BAG ETC OF BASE METAL	3,168	224
83089090	OTHER MADE UP ARTICLE OF BASE METAL PART	53,668	49,947
83091000	CROWN CORKS OF BASE METAL	175	1
83099010	ALUM LID CAN OF CARBONAT DRINK	24,785	99,261
83099090	OTHER	117,110	144,580
83100010	NUMB PLATE ASSEMBLY,AGRI-TRACT	11	28
83100030	NUM PLATE ASSEMBLY OTH M-VEH	42	15,397
83100090	OTH SIGN-PLATES, NAME PLATES	2,315	11,020
83111000	COATED ELECTRODE OF BASE METAL	313,376	299,688
83112000	CORED WIRE OF BASE METAL FOR ELECTRIC ARC WELDING	55,289	19,082
83113000	COATED RODS & CORED WIRE OF BASE METAL FOR SOLDERING,BRAZING OR WELDING BY FLAME	50,763	54,426
83119000	OTHER WIRE & RODS AGGLOMERATED OF BASE METAL	56,344	108,425
	TOTAL MISC. ARTICLES OF BASE METALS	2,755,756	2,565,851
	MACHINARY/ COMPONENTS		
84014000	PARTS OF NUCLEAR REACTORS	2,091,825	54,158
84021110	WATER TUBE BOILER STEAM PRODUCTION >45 TON BUT <350 TON PER HOUR	1,275	-
84021120	WASTE HEAT BOILERS > 45t/HOUR	-	251,296
84021130	HEAT RECOVERY STEAM GENERATORS	1,055,759	88,965
84021190	OTHER STEAM & OTHER VAPOUR GENERATING BOILER	12,579,405	1,399,026

PCT CHAPTER WISE BREAKUP OF IMPORTS

Rs. In Thousands

HSCODE	COMMODITY	Jul-Sep	Jul-Sep
		2017-18	2018-19
	MACHINERY/ COMPONENTS		
84021200	WATER TUBE BOILER STEAM PRODUCTION <45 TON PER HOUR	165,884	359,712
84021910	FIRE TUBE BOILERS	104,973	10,080
84021920	WASTE HEAT BOILER/HYBRID BOILER	18,548	-
84021990	OTHER VAPOUR GENERATING BOILERS,	57,968	531
84022000	SUPER-HEATED WATER BOILERS	68,340	-
84029010	PARTS STEAM / VAPOUR BOILER	352,856	276,687
84029020	PART VAPOUR GEN HYB- BOILER	67	1,038,946
84029090	OTHER PARTS OF BOILER	1,448,350	156,942
84031000	BOILERS	5,137	5,123
84039000	PARTS CENTRAL HEATING BOILERS	3,018	5,338
84041000	AUXILIARY PLANT FOR BOILER	627,378	147,445
84042000	CONDENSERS FOR AUXILIARY PLANT	712,925	1,286,888
84049010	PARTS MASHINE SOOT REMOVER	27,531	233,408
84049090	OTH PARTS VAPOUR POWER UNITS	773,350	35,242
84051000	PRODUCER GAS/WATER GAS GENERATORS	31,530	127,155
84059000	PARTS OF PRODUCER GAS/WATER GAS GENERATORS	2,224	7,596
84068100	OTHER TURBINES OF AN OUTPUT EXCEEDING 40 MW	987,575	495,195
84068200	OTHER TURBINES OF AN OUTPUT NOT EXCEEDING 40MW	1,344,235	647,950
84069000	PARTS OF STEAM TURBINES	547,424	2,140,291
84071000	AIRCRAFT ENGINES	530,226	821,067
84072100	OUTBOARD MOTORS	140,983	116,913
84072900	OTHER ,MARINE & SPARK IGNITION ROTARY ENGINES	893	-
84073110	RECIPROCA PE 50 CC VEH-H-8711	199	931
84073190	OTH RECIPROC PE 50CC-VEH-CH-87	14,374	3,399
84073210	RECIPRO PE 50-250CC VEH-H-8711	8,445	952
84073290	OTH RECIPRO PE 50-250CC VEH	264,640	227,534
84073310	RPE 250-1000 CC&H- 8703/8704	117	19,442
84073390	OTH-RPE- 250-1000 CC VEH CH-87	19,620	8,743
84073400	PISTON ENGINES CAPACITY EXCEEDING 1000 CC	119,630	74,685
84079010	GAS ENGINES	60,761	91,486
84079020	ENGINE FOR VEHICLES CH-87	-	28
84079090	OTHER ENGINES	185,967	150,351
84081000	MARINE PROPULSION ENGINES	3,264	4,013
84082010	DIESEL ENG,AGRI-TRACTOR H-8701	294	-
84082090	OTH DIESEL / SEMI DIESEL ENGIN	259,775	203,572
84089000	OTHER ENGINES	727,782	883,407
84091000	PARTS FOR AIRCRAFT ENGINES	43,260	630

PCT CHAPTER WISE BREAKUP OF IMPORTS

Rs. In Thousands

HSCODE	COMMODITY	Jul-Sep	Jul-Sep
		2017-18	2018-19
	MACHINARY/ COMPONENTS		
84099110	RING FOR PISTON OF VEHICLE CHAPTER 87	284,699	169,485
84099120	CYLINDER FOR VEHICLES OF CHAPTER 87	551	251
84099130	CYLINDER FOR VEHICLES OF CHAPTER 87	218,762	149,098
84099140	CYLINDER HEADS FOR VEHICLES OF CHAPTER 87	2,637,568	3,814,438
84099150	CYLINDER LINER FOR VEHICLES OF CH.87	15,188	14,906
84099192	OTH PART FOR GAS ENG H84079010	449,942	308,708
84099199	OTH KITS FOR VEHICLES OF CH-8	78,949	75,232
84099910	OTHER RING FOR PISTON VEHICLE CH-87	846,228	688,734
84099920	OTHER CYLINDER FOR VEHICLES OF CH-87	3,509	5,011
84099930	OTHER CYLINDER BLOCKS FOR VEHICLE CH-87	147,308	131,796
84099940	OTHER CYLINDER HEAD FOR VEHICLES CH-87	54,122	53,450
84099991	CNG KITS FOR VEHICLES OF CH-87	-	60
84099999	OTH PARTS OF ENGINES	1,591,231	1,262,816
84101100	HYDRAULIC,TURBINE,WATER WHEELS AND REGULATORS THEREFORE OF POWER <1000 KW	31,947	25,593
84101200	HYD,TURBN W/WHEEL1000-10000KW	379,281	430,823
84101300	HYDRAULIC TURBINE,W/WHEE>10000	11,867	1,134,416
84109090	OTH PART HYD TURBINE®ULA	1,230,303	407,200
84111200	TURBO-JET THRUST EXCEED25KN	68,699	-
84112100	TURBO-PROPLER NOT EX 1100KW	2,666	-
84118100	OTHER GAS TURBINES OF POWER NOT EXCEEDING 5,000KW	-	4,216,601
84118200	OTHER GAS TURBINES OF POWER EXCEEDING 5,000 KW	272,357	1,072,734
84119900	OTHER PARTS OF GAS TURBINES	6,066,518	2,216,037
84121000	REACTION ENGINES OTHER THAN TURBO-JETS	-	333
84122100	LINEAR ACTING (CYLINDERS),HYDRAULIC POWER ENGINES & MOTORS	24,579	37,218
84122900	OTHER HYDRAULIC POWER ENGINES & MOTOR	84,923	180,470
84123100	LINEAR ACTING(CYLINDERS),PNEUMATIC POWER ENGINES & MOTORS	16,063	27,284
84123900	OTHER,PNEUMATIC ENGINES & MOTOR	24,317	28,331
84128090	OTHER ENGINES AND MOTOR.	7,378	1,816
84129010	PART MAC H-8412.3900,8412.8010	178	351
84129020	FOR MACHINES OF HEADING 8412.1000,8412.2100, 8412.2900 & 8412.3100	7,917	5,836
84129040	PARTS OF WIND ENGINES	504	140
84129060	PARTS OF COMPRESSED ARI ENGINE	15	631
84129090	OTH PARTS OF ENG / MOTORS	21,813	175,016
84131100	PUMPS FOR DISPENSING FUEL/LUBRICANTS	556,076	274,316
84131910	PUMPS FOR DISPENSING CHEMICALS	28,538	52,104
84131990	OTHER PUMPS FOR DISPENSING CHEMICALS	480,955	80,962
84132000	HAND PUMPS NOT WITH MEASURING DEVICE	3,497	11,321

PCT CHAPTER WISE BREAKUP OF IMPORTS

Rs. In Thousands

HSCODE	COMMODITY	Jul-Sep	Jul-Sep
		2017-18	2018-19
	MACHINARY/ COMPONENTS		
84133010	DIESEL FUEL INJECTION PUMPS FOR VEHICLES OF CH-87	476,611	808,788
84133020	OIL PUMP ASSEM VEH H-87019020	6,189	7,368
84133030	OIL PUMP ASSEM M-CARS-H-8703	33,548	7,479
84133040	WA-PUMP ICP ENG M-CAR H-8703,4	6,913	2,461
84133050	W-PUMP ICP ENG VEH H-87019020	96,622	154,738
84133090	OTHER PUMPS FUEL/LUBRICATION/COOLING	494,077	80,948
84134000	CONCRETE PUMP FUEL LUBRICATION	57,034	40,474
84135000	OTHER POSITIVE DISPLACEMENT PUMP	391,577	47,753
84136019	OTH GEARED PUMPS	-	39,671
84136090	OTH ROTARY POS DISP PUMP	77,414	386,129
84137010	SUBMERSIBLE PUMPS	1,000,536	949,244
84137090	OTH CENTRIFUGAL PUMPS	886,900	2,168,691
84138100	OTH PUMPS	825,199	95,650
84138200	LIQUID ELEVATORS	885	10,039
84139110	STAINLESS STEEL IMPELLERS OF PUMPS	68,336	92,701
84139120	LASER WELDED CHAMBERS FOR PUMP	18,400	11,652
84139130	OTH PARTS GROUT,ETC PUMPS	57,287	60,599
84139140	OTH PART PUMP FILLSTAT/GARAGE	5,578	14,694
84139150	PLUNGER & PUMP PART OF VEH H87	113,250	105,541
84139190	PARTS OF OTHER PUMPS	943,575	973,719
84139200	PARTS OF LIQUID ELEVATORS PUMPS	2,606	7,375
84141000	VACUUM PUMPS	79,627	166,905
84142000	HAND OR FOOT OPERATED AIR PUMPS	24,511	30,031
84143010	COMPRESSOR USED WITH NON CFC/HCFC GASES	3,447,282	3,678,937
84143020	COMPRESSOR OF VEH CH-87	357,237	625,561
84143090	OTHER COMPRESSORS USED IN REFRIGERATING EQUIPMENTS	29,883	10,790
84144000	AIR COMPRESSORS MOUNTED ON A WHEELED CHASSIS FOR TOWING	130,865	181,243
84145110	CEILING FAN	131,183	15,245
84145120	PEDESTAL FAN	39,249	5,260
84145130	TABLE FAN	7,462	1,028
84145140	EXHAUST FAN	22,006	26,285
84145190	OTHER FANS WITH SELF CONTAINED ELECTRIC MOTOR OF OUTPUT NOT EXCEEDING 125W	300,138	63,051
84145910	BLOWERS	47,084	66,053
84145990	OTHER FANS	547,271	242,559
84146000	HOODS HAVING A MAXIMUM HORIZONTAL SIDE NOT > 120CM	101,650	82,213
84148010	PISTON TYPE AIR COMPRESSORS	99,288	64,126
84148020	SCREW COMPRESSORS	251,016	301,312

PCT CHAPTER WISE BREAKUP OF IMPORTS

Rs. In Thousands

HSCODE	COMMODITY	Jul-Sep	Jul-Sep
		2017-18	2018-19
	MACHINARY/ COMPONENTS		
84148030	CNG COMPRESSORS	142,367	-
84148040	AIR CURTAINS	5,623	9,142
84148051	TURBO CHARGERS FOR CAR	48,192	29,302
84148059	OTHER TURBO CHARGERS	-	36,961
84148090	OTH TABLE,FLOOR,WALL,CEILI FAN	1,954,244	652,967
84149010	PART MACH H-84141000,8414.3010	12,368	82,924
84149020	PARTS COMPRESSOR REFRI EQUIP	30,972	11,966
84149090	OTHER PARTS OF H-84.14	1,210,083	2,344,528
84151011	WINDOW/WALL TYP AC IN CKD/SKD	-	51
84151019	OTH WINDOW/WALL TYPE AC/SPLIT	14,821	21,889
84151021	S-CON AC/SPLIT IN-OUT UT CKD/S	-	1,062
84151029	S-CON AC/SPLIT INER-OUTER UNIT	761,352	265,076
84151039	TROPICAL MPS MUL-SYS UNIT>5TON	206,226	306,666
84151099	OTH AC MACH MOTOR DRIVEN FAN	105,033	106,585
84152010	AC MACH FOR MOTOR-CARS H-8703	116	-
84152090	OTH AC FOR PERSONS USED IN VEH	6,737	14,537
84158190	O-AC INCOR REFRI UNIT VALVE-RE	6,572	15,498
84158210	O- AC INCOR REFRIG UNT CKD/SKD	-	697
84158290	O- AC INCOR REFRIGIRATING UNT	840,119	28,864
84158310	O-AC NOT INCR REFRIG UNT CKD/S	-	38,228
84158390	O-AC NOT INCROPO REFRIG UNIT	322,694	192,773
84159011	EVAPORATOR COATED/ENAM FOR VEH	226,438	189,637
84159012	EVAPORATORS.FOR VEH-CHAPTER-87	2,334	90,515
84159019	OTH EVAPORATORS	2,462	31,122
84159021	CONDENSORS FOR VEHICLES H87	56,955	69,684
84159029	OTH CONDENSORS	176,605	361,339
84159030	COVERS INNER BODY AC.MACHINES	184,002	241,716
84159091	OT AC PART H84152010,20,30,90	352,311	423,630
84159099	OTH PARTS FOR REFRI/AIRCOND	426,667	521,488
84161000	FURNACE BURNERS LIQUID FUEL	4,280	1,290
84162000	OTHER FURNACE BURNER INCLUDING COMBINATION BURNERS	117,655	108,664
84163000	MECHANICAL STOKERS GRATES ETC	252,987	185,574
84169000	PART OF BURNERS OTHER ARTICLES OF 7412	32,848	42,778
84171010	KILNS (FURNACE OVEN)	1,050,383	1,687,057
84171090	OTHER FURNACES AND OVEN	537,890	756,344
84172000	BAKERY OVENS INCLUDING BISCUIT OVEN	174,840	193,022
84178000	OTHER FURNANCE AND OVENS	273,881	327,867

PCT CHAPTER WISE BREAKUP OF IMPORTS

Rs. In Thousands

HSCODE	COMMODITY	Jul-Sep	Jul-Sep
		2017-18	2018-19
	MACHINARY/ COMPONENTS		
84179000	PARTS OF INDUSTRIAL OR LABORATORY FURNACE	136,993	128,179
84181010	COMB REFRIG-FREEZ W-DOOR CKD/S	-	252
84181090	COMBINED REFRIG-FREEZE W-DOORS	183,324	82,596
84182110	REFRIG H-HOLD COMP TYP CKD/SKD	-	684
84182190	REFRIGES H-HOLD COMPRESS TYPE	144,470	49,056
84182990	OTH REFRIGERATOR HOUSHOLD TYP	168,149	14,904
84183090	FREEZERS CHEST TYPE-800 I CAPA	39,901	40,119
84184010	FREEZER UPRIGHT TYP-900CAP C/S	-	28
84184090	FREEZERS UPRIGHT TYP-900 ICAPA	67,426	49,313
84185000	OTHER REFRIGERATOR/FREEZERS CHEST, CABINET, DISPLAY COUNTERS, SHOW CASES ETC	65,013	75,388
84186100	HEAT PUMPS O/T AIR CONDIT MACH	87,834	4,323
84186910	MILK CHILER ABOVE 3000 LTR CAP	2,719	817
84186920	REFRIGERATIN MACH WITH ENGIN	16,349	87,658
84186939	OTH WATER DISPENSER	12,603	61,032
84186940	REFRIG OUT DOOR CABNIT ELEC	-	75,972
84186990	OTH REFRIGERATIN, FREEZING MACH	714,696	1,410,672
84189100	FURNITURE REFRIGERATING/FREEZING EQUIPMENT	6,273	12,742
84189910	EVAPORATORS,	572,944	714,898
84189920	CONDENSORS,	290,574	340,363
84189930	PARTS MILK CHILLER MACH > 3000LT	6	104
84189990	OTHER PARTS OF REFRIGERATORS/FREEZERS	444,260	437,330
84191110	INST GAS WATER HEATER N-EL C/S	-	11,472
84191190	OTH INST GAS WATER HEATER N-EL	232,937	198,936
84191990	O-INST STRAGE WATER HETER N-EL	62,606	1,136
84192000	MEDICAL SURGICAL LABORATORY STERILISERS	74,777	218,374
84193100	DRYERS AGRICULTURAL PRODUCTS	18,867	184,255
84193200	DRYERS FOR WOOD, PAPER PULP, PAPER OR PAPER BOARD	37,550	10,490
84193900	OTHER DRYERS	464,319	187,537
84194000	DISTILLING RECTIFYING PLANT	8,514	83,693
84195000	HEAT EXCHANGE UNITS	7,800,955	1,632,734
84196010	MIST ELIMINATOR	420	103
84196090	OTH MACH FOR LIQUIFYING AIR/GA	243,803	197,611
84198100	OTHER MACHINERY PLANT EQUIPMENT FOR HOT DRINKS/COOKING OR HEATING FOOD	233,218	98,212
84198910	COOLING TOWERS	257,633	221,648
84198990	OTH MACHINES AND PLANTS	2,944,430	1,904,858
84199010	PART DRYERS, AGRI, AIR GAS MACH	19,260	6,425
84199020	PART DRYERS, DISTILLING PLANT	109	218

PCT CHAPTER WISE BREAKUP OF IMPORTS

Rs. In Thousands

HSCODE	COMMODITY	Jul-Sep	Jul-Sep
		2017-18	2018-19
	MACHINARY/ COMPONENTS		
84199090	OTH PARTS MACH,PLANT,LAB EQUIP	426,704	269,697
84201000	CALENDERING OR OTHER ROLLING MACHINES	39,063	24,987
84209100	CYLINDERS (FOR CALENDERING MACHINE)	6,844	5,239
84209900	OTHER PARTS OF CALENDERING MACHINE	24,630	48,422
84211100	CREAM SEPARATORS	692	324
84211200	CLOTHES-DRYERS	29,063	57,840
84211900	OTHER CENTRIFUGES INCLUDING DRYER	386,333	231,583
84212100	FILTERING PURIFYING MACHINERY & APPARATUS FOR LIQUIDS	1,252,286	1,303,520
84212200	FILTERING MACHINERY FOR BEVERAGES	1,652	3,509
84212310	OIL FILTER M-VEH H-8703,4,8711	48,842	66,445
84212320	OTH FUEL FILTER VEH H-87019020	2,336	-
84212390	OTH OIL/PETROL FILTERS FOR ENG	140,478	145,730
84212900	OTHER FILTER MACHINERY APPARATUS NES	876,054	458,095
84213110	INTAKE AIR FILT VEH H-8703,11	11,748	7,479
84213190	OT FILTERING/PURIFYING MAH,GAS	228,663	208,185
84213910	FILTER DRIERS USED WITH NON CFC REFRIGERANT GASES	117,357	129,215
84213920	FILTER DRIERS CFC REFRIGERANT GASES	9,327	8,365
84213930	MIST ELEMATOR FILTERING MACHINERY	91,319	16,048
84213940	AIR FILTER FOR PURIFYING GASES	76,922	158,478
84213950	FILTER BAGS FOR GASES	76,740	26,390
84213990	OTHER FILTERING PURIFYING MACHINERY GASES	731,139	599,408
84219110	PART CREAM SEPARATOR MACH/OTH	38,945	48,634
84219190	OTHER PARTS OF CENTRIFUGES	196,862	403,647
84219910	PAR MA H-8412.3910,.3920,.3930	4,497	1,155
84219990	OTH PART PURIFYING MACH L /GAS	1,229,698	532,396
84221100	DISH WASHING MACHINE HOUSE TYPE	10,167	5,729
84221900	OTHER DISH WASHING MACHINE OF HOUSEHOLD TYPE	4,859	8,227
84222000	MACHINERY FOR CLEANING OR DRYING BOTTLES OR OTHER CONTAINERS	33,302	15,284
84223000	MACHINERY FOR FILLING/CLOSING/SEALING OR LABELLING BOTTLE	1,721,904	1,814,752
84224000	OTHER PACKING WRAPPING MACHINE	990,759	631,108
84229010	PARTS DISH WASHING MACHINE	1,179	2,477
84229090	OT PART FILLING/PACK/WARP MACH	380,084	478,163
84231000	PERSONAL WEIGHING MACHINES	31,807	18,250
84232000	SCALES FOR CONTINUOUS WEIGHING OF GOODS ON CONVEYORS	28,899	33,642
84233000	CONSTANT WEIGHT SCALES/HOPPER	17,487	2,736
84238100	OTHER WEIGHT MACHINERY WITH CAPACITY NOT EXCEEDING 30KG	24,177	40,248
84238200	OTHER WEIGHT MACHINERY >30 BUT <5000 KG CAPACITY	90,749	221,907

PCT CHAPTER WISE BREAKUP OF IMPORTS

Rs. In Thousands

HSCODE	COMMODITY	Jul-Sep	Jul-Sep
		2017-18	2018-19
	MACHINERY/ COMPONENTS		
84238900	OTHER WEIGHING MACHINERY	19,612	148,772
84239000	WEIGHT MACHINE OF ALL KINDS & PARTS	54,663	39,007
84241000	FIRE EXTINGUISHERS WHETHER OR NOT CHARGED	394,458	489,689
84242010	SPRAY GUNS& APPLI AGRICULTURE	209,749	250,058
84242020	SPRAY GUNS/APPL FOR INDUSTRY	78,366	83,245
84242090	OTH SPRAY GUNS & APPLIANCES	48,115	426,801
84243000	STEAM OR SAND BLASTING MACHINES AND SIMILAR JET PROJECTING MACHINES	52,947	51,911
84244100	AGRI PORTABLE SPRAYERS	290	627
84244900	OTH AGRI/HORTI SPRAYERS	754	680
84248200	OTH AGRI. & HORTI APPLIANCES	115,256	215,137
84248900	OTHER APPLIANCES PROJECTING/DISPERSING/SPRAYING LIQUIDS	1,131,464	463,156
84249010	PART MAC H-8424.2010,3000,8100	9,699	19,103
84249090	OTH PART SRAYING/BLASTING MACH	94,449	293,155
84251100	PULLEY TACKLE HOISTS POWERED BY ELECTRIC MOTOR	88,908	178,611
84251900	OTHER PULLEY TACKLE WINCHES & CAPSTANS	76,029	49,103
84253100	OTHER WINCHES,CAPSTANS POWERED BY ELECTRIC MOTOR	8,041	17,016
84253900	OTHER WINCHES CAPSTANS	69,370	25,009
84254100	BUILT IN JACKING SYSTEMS OF A TYPE USED IN GARAGES	13,741	29,885
84254200	OTHER JACKS AND HOISTS HYDRAULIC	142,291	118,200
84254900	OTHER MECHANICAL HANDING EQUIPMENT	8,968	18,619
84261110	OVER HEAD TRAVELLING CRANES ON FIXED SUPPORT NOT EXCEEDING 400 METRIC TONS	38,208	271,801
84261190	OTHER OVER HEAD TRAVELLING CRANES ON FIXED SUPPORT	261,729	231,266
84261210	MOBILE LIFTING FRAMES ON TYRES AND STRADDLE CARRIERS NOT EXCEEDING 20 T	5,336	29,569
84261290	OTHER MOBILE LIFTING ON TYRES	587,287	15,625
84261910	CRANES UPTO 400 METRIC TON	178,427	6,141
84261990	OTHER OVER HEAD TRAVELLING,TRNSPORTER,GANTRY CRANES	1,404,417	1,368
84262000	TOWER CRANES	325,029	59,560
84263000	PORTAL OR PEDESTAL JIB CRANES	-	8,345
84264100	OTHER MACHINERY SELF PROPELLED ON TYRES	208,620	40,497
84264900	OTHER MACHINERY SELF PROPELLED	1,129,970	65,936
84269100	OTHER MACHINERY DESIGNED FOR MOUNTING ON ROAD VEHICLES	12,798	13,891
84269900	OTHER MACHINERY NOT SELF PROPELLED	2,252	6,926
84271000	SELF PROPELLED TRUCK POWERED BY AN ELECTRIC MOTOR	152,890	210,614
84272010	FORK LIFT TRUCKS OF CAPACITY NOT EXCEEDING 3 TON	146,201	167,750
84272090	OTHER SELF PROPELLED TRUCK	660,503	192,975
84279000	OTHER WORK TRUCK FITTED WITH LIFTING/HANDLING EQUIPMENT	139,624	90,326
84281010	PANSSENGER LIFT	814,949	688,418

PCT CHAPTER WISE BREAKUP OF IMPORTS

Rs. In Thousands

HSCODE	COMMODITY	Jul-Sep	Jul-Sep
		2017-18	2018-19
	MACHINERY/ COMPONENTS		
84281020	OTHER LIFTS AND SKIP HOISTS	11,362	123,228
84282000	PNEUMATIC ELEVATORS & CONVEYORS	24,221	99,363
84283200	OTHER ELEVATOR/CONVEYOR BUCKET TYPE	101,476	60,407
84283300	OTHER ELEVATOR/CONVEYOR BELT TYPE	142,400	1,641,673
84283910	ELEVAT/CONVEYORS-CEMENT PLANT	259,924	1,899,663
84283990	OTH CONVEYORS FOR GOODS/MATERI	259,781	344,072
84284000	ESCALATORS & MOVING WALKWAYS	691,922	388,886
84286000	TELEFERICS CHAIR-LIFT,SKI DRAGLINES, TRACTION MECHANISMS FOR FURNICULARS	4,567	7,245
84289020	HYDRAULIC LIFT ASS OTH VEHICLE	317	-
84289090	OTH HYDRAULIC LIFT ASSEMBLY	355,734	806,363
84291100	TRACK LAYING BULLDOZER/ANGLEDZERS	313,889	135,825
84291900	OTHER; BULLDOZERS/ANGLEDZERS/TRACK LAYING	476,762	201,774
84292000	GRADERS AND LEVELLERS	295,264	61,662
84293000	SCRAPERS	-	216
84294000	TAMPING MACHINE & ROAD ROLLERS	992,175	177,128
84295100	FRONT-END SHOVEL LOADERS	1,106,497	645,518
84295200	MACHINERY WITH A 360 REVOLVING SUPER STRUCTURE	107,661	28,156
84295900	OTHER MECHANICAL SHOVALS,EXCAVATORS AND SHOVAL LOADERS	3,681,830	1,963,205
84301000	PILE-DRIVERS /PILE-EXTRACTORS	28,496	5,607
84303100	SELF-PROP COAL ROCK CUTTER	42,564	20,083
84303900	OTHER SELF PROPELLED COAL/ ROCK CUTTER	4,568	16,077
84304100	OTHER BORING OR SINKING MACHINERY SELF-PROPELLED	98,217	219,311
84304900	OTHER BORING/SINKING MACHINERY NOT SELF PROPELLED	678,675	4,217,743
84305000	OTHER MACHINERY SELF PROPELLED	14,488	111,603
84306100	TAMPING OR COMPACTING MACHINERY NOT SELF PROPELLED	23,113	11,502
84306900	OTHER MACHINERY NOTSELF-PROPELLED	40,671	24,110
84311000	PARTS MACHINERY HEADING 84.25	21,047	69,147
84312000	PARTS MACHINERY HEADING 84.27	29,874	31,200
84313100	PARTS OF LIFTS,SKIP HOISTS & ESCALATORS	107,514	128,475
84313900	OTHER PARTS LIFTING/HANDLING/LOADING MACHINERY	465,567	736,999
84314100	BUCKETS SHOVELS GRABS & GRIPS	23,449	3,094
84314200	BULLDOZER OR ANGLEDZER BLADES	1,789	996
84314300	PARTS FOR BORING/SINKING MACHINERY OF SUBHEADING 8430.41 OR 8430.49	1,053,325	1,047,491
84314900	PART MACHINERY HEADING 84.26,84.29-30	1,231,773	1,594,724
84321090	OTHER PLOUGHS	559	993
84322100	DISC HARROWS	7,732	1,233
84322910	CULTIVATORS	1,329	2,592

PCT CHAPTER WISE BREAKUP OF IMPORTS

Rs. In Thousands

HSCODE	COMMODITY	Jul-Sep	Jul-Sep
		2017-18	2018-19
	MACHINARY/ COMPONENTS		
84322990	OTHER CULTIVATORS	58	2,376
84323100	NO-TILL SEEDER,PLANTER,TRANS	2,696	5,615
84323900	OTH PLANTERS & TRANSPLANTERS	3,524	2,655
84324100	MANURE SPREADERS	1,334	101
84324200	FERTILISER DISTRIBUTORS	-	2,719
84328010	ROTAVATORS	323	27
84328090	OTHER ROTAVATORS	58,435	143,474
84329000	PARTS AGRICULTURAL,HORTICULTURAL MACHINERY	81,486	71,659
84331100	LAWN MOVERS FOR PARKS/SPORTS GROUND	275	532
84331900	OTHER MOVER FOR LAWN PARKS SPORTS GROUNDS	765	3,472
84332000	OTHER MOWERS INCLUDING CUTTER BARS FOR TRACTOR MOUNTING	21,331	4,970
84333000	OTHER HAY MAKING MACHINERY	4,113	8,041
84334000	STRAW OR FODDER BALER INCLUDING PICK-UP BALER	54,590	32,865
84335100	COMBINE HARVESTER-THRESHERS	437,496	539,288
84335200	OTHER THRESHING MACHINERY	80,067	1,759
84335900	OTHER HARVESTING MACHINES	53,485	48,139
84336000	MACHINES FOR CLEANING,SORTING OR GRADING EGGS,FRUIT,OTHER AGRICULTURAL PRODUCE	6,572	331,916
84339000	PARTS; MACHINES FOR CLEANING/SORTING OR GRADING EGGS ETC	25,863	43,377
84341000	MILKING MACHINES	15,129	16,400
84342000	DAIRY MACHINERY	86,131	29,283
84349000	PARTS OF MILKING/DAIRY MACHINERY	23,291	27,623
84351010	MACH FOR BEVERAGE MANUFACT	-	3,499
84351090	OTH MACH FOR BEVERAGE MANF	6,714	466
84359000	PART OF JUICE EXTRACTING MACHINERY	444	-
84361000	MACHINERY FOR PREPARING ANIMAL FEEDING STUFFS	193,186	67,481
84362100	POULTRY INCUBATORS & BROODERS	1,177	14,215
84362900	OTHER POULTRY KEEPING MACHINERY	508,275	1,339,691
84368000	OTHER MACHINERY	1,138	17,856
84369100	PARTS POULTRY KEEPING MACHINERY OR POULTRY INCUBATORS AND BROODERS	11,121	7,682
84369900	OTHER PART OF AGRICULTURAL/HORTICULTURAL MACHINERY	66,025	25,320
84371000	MACHINES FOR CLEANING,SORTING OR GRADING SEED, GRAIN,DRIED LEGUMINOUS VEGETABLES	195,952	255,216
84378000	OTHER MACHINERY	239,008	312,689
84379000	PARTS OF MACHINE USE IN MILLING INDUSTRY	115,048	85,731
84381000	BAKERY MACHINERY&MANUFACTURING MACARONI, SPAGHETTI	1,917,021	743,899
84382000	MACHINERY FOR MANUFACTURE OF CONFECTIONERY, COCOA OR CHOCOLATE	65,875	292,034
84383010	CRSUHERS FOR SUGARCANE	-	386
84383090	OTH MACH FOR SUGAR MANF	6,140	36,335

PCT CHAPTER WISE BREAKUP OF IMPORTS

Rs. In Thousands

HSCODE	COMMODITY	Jul-Sep	Jul-Sep
		2017-18	2018-19
	MACHINARY/ COMPONENTS		
84384000	BREWERY MACHINERY	275	149
84385000	MACHINERY FOR PREPARATION OF MEAT/POULTRY	41,876	186,878
84386000	MACHINES FOR PREPERATION OFFRUIT/NUTS/ VEGETABLES.	93,037	426,763
84388010	OTH MACH FOR CEREAL FOOD MANF	2,781	4,661
84388020	OTH MACH FOR FISH PREPARATION	18,738	250
84388090	OTH MACHINERY OF OTH	199,337	253,364
84389010	PARTS OF MACHINES OF HEADING 8438.3000 & 8438.4000	15	1,008
84389090	OTH PART FOOD/DRINK MAKE MACH	196,977	109,048
84391000	MACHINERY FOR MAKING PULP OF FIBROUS CELLULOSIC MATERIAL	20,092	43,716
84392000	MACHINERY FOR MAKING PAPER OR PAPER BOARD	100,167	176,189
84393000	MACHINERY FOR FINISHING PAPER OR PAPER BOARD	75,602	67,433
84399100	PARTS OF MACHINERY FOR MAKING PULP OF FIBROUS CELLULOUS MATERIAL	25,935	28,447
84399900	OTHER PARTS OF MACHINERY PAPER OR PAPER BOARD	79,380	369,160
84401000	BOOK BINDING MACHINERY INCLUDING BOOK SEWING MACHINES	85,051	36,929
84409000	PARTS OF BOOK BINDING MACHINERY	74	750
84411000	CUTTING MACHINES	152,705	194,921
84412000	MACHINES MAKING BAGS,SACKS/ENVELOPES	711,013	14,990
84413000	MACHINES MAKING CARTONS,BOXES,TUBES ETC	65,525	7,399
84414000	MACHINES MOULDING ARTICLE PAPER PULP,PAPER OR PAPER BOARD	50,804	111,415
84418000	OTHER MACHINES FOR MAKING PAPER&PAPER BOARD	108,236	14,468
84419010	PART MAC H-8441.1000,8441.4000	10,125	2,540
84419090	OTH PART PULP/PAPRE MKING MACH	37,600	34,166
84423000	OTHER MACHINERY APPARATUS & EQUIPMENT	52,950	18,154
84424000	PARTS BOOK BINDING MACHINERY	4,758	1,982
84425000	PRINT TYPE BLOCK PLATE L/GRAPH	44,881	39,149
84431100	OFF SET PRINTING MACHINERY REEL-FED	103,906	4,445
84431200	SHEET FED, OFFICE TYPE	11,873	391
84431300	OTH OFFSET PRINTING MACHINERY	475,056	681,913
84431400	LETTERPRESS PRI-MACH REEL FED	22,255	6,832
84431500	LT-PRESS P-MACH O/T R-FED,FLEX	-	796
84431600	FLEXOGRAPHIC PRINTING MACHIN	90,853	25,963
84431700	GRAVURE PRINTING MACHINERY	116,007	433,038
84431910	HOT STAMPING MACHINES	6,061	9,759
84431920	LABEL PRINTING /EMPOSSING MACH	9,396	30,806
84431930	OTH FLAT BED PRINTING PRESSES	323	6,340
84431940	OTH PROOF PRESSES	3,412	-
84431951	PRINT/DES MACH ON COTTON TEX.	656,628	984,049

PCT CHAPTER WISE BREAKUP OF IMPORTS

Rs. In Thousands

HSCODE	COMMODITY	Jul-Sep	Jul-Sep
		2017-18	2018-19
	MACHINARY/ COMPONENTS		
84431959	OTH PRINT/DESIGN MACH	545	2,112
84431990	OTH MACH PRINT REPETITIVE WORD	168,717	184,530
84433100	FAXPRINTERS & COPIERS COMBINED	127,468	130,831
84433210	DOT MATRIX PRINTER FOR DP MACH	22,814	36,537
84433220	INK JET PRINTER FOR DP MACHINE	72,609	145,404
84433230	LASER JET PRINTERS	275,405	223,308
84433240	LINE PRINTER	7,242	2,849
84433250	LETTER QUALITY DAISY W.PRINTER	1,331	-
84433260	FACSIMILE MACHINE	4,816	2,006
84433290	O-MACH CAPABLE TO CONNECT DPM	79,100	61,910
84433910	PHOTOCOPYING APPA FOR DP MACH	224,708	183,900
84433990	OTH PHOTOCOPYING APPARATUS	69,364	85,959
84439100	PART P-MACH PRINT BY PLATE/CYL	73,712	95,288
84439910	AUTOMATIC DOC FEEDER OF COPIER	1,580	333
84439920	OT PAPER FEEDER OF PHOTOCOPIER	212	183
84439930	OTH SORTERS OF PHOTOCOPIER	7,980	-
84439940	OTH PARTS OF PHOTOCOPIER	31,362	24,095
84439950	TONER, INK CART OF COMP PRINTER	89,112	59,907
84439990	OTH PARTS OF HEAD 84.42	186,615	218,527
84440000	MACHINES FOR EXTRUDING, CUTTING MAN MADE TEXTILE MATERIAL	138,631	209,109
84451100	CARDING MACHINES	474,477	747,070
84451200	COMBING MACHINES	456,132	237,358
84451300	DRAWING /ROVING MACHINES	756,407	395,801
84451910	OTH BLOW ROOM MACHINERY	381,286	78,045
84451990	OTH MACH PREPARING TEXT FIBRES	63,231	34,490
84452000	TEXTILE SPINNING MACHINES	2,765,005	2,761,337
84453000	TEXTILE DOUBLING OR TWISTING MACHINES	74,008	189,395
84454010	WEFT WINDING MACHINE	385,866	112,500
84454020	CONE/BOBBIN WINDING MACHINES	314,768	155,180
84454030	REELING MACHINES	646	2,510
84454090	OTHER TEXTILE WINDING MACHINE	428,374	267,744
84459000	OTHER MACHINERY, TEXTILE FIBRE	1,013,503	467,846
84461000	WEAVING MACHINES FABRICS WIDTH NOT > 30 CM	1,787	1,987
84462100	POWER LOOM FOR WEAVING FABRICS OF WIDTH EXCEEDING 30CM, SHUTTLE TYPE	19,930	-
84462900	OTHER MACHINES (LOOMS)	440,988	143,553
84463000	WEAVING MACHINES FABRIC OF WIDTH > 30CM SHUTTLELESS TYPE	963,466	1,688,148
84471100	CYLINDER DIAMETER NOT EXCEEDING 165 MM	78,365	501,666

PCT CHAPTER WISE BREAKUP OF IMPORTS

Rs. In Thousands

HSCODE	COMMODITY	Jul-Sep	Jul-Sep
		2017-18	2018-19
	MACHINARY/ COMPONENTS		
84471200	CYLINDER DIAMETER EXCEEDING 165 MM	210,248	251,227
84472000	FLAT KNITTING MACHINES,STITCH-BONDING MACHINES	86,299	55,917
84479010	MULTI HEAD EMBROIDERY MACHINES	1,558,188	1,298,437
84479090	OTH CIRCULAR KNITTING MACHING	60,150	72,218
84481100	DOBBIES JACQUARD,COPYING,PUNCHING OR ASSEMBLING MACHINES ETC	18,267	113,678
84481900	OTHER AUXILARY MACHINES HD 84.44-47	636,256	408,629
84482000	PARTS&ACCESORIES MACHINES OF HEADING 84.44 OR OF THEIR AUXILIARY MACHINERY	27,649	39,965
84483110	TOPS & FLATS CARD CLOTHING	173,847	174,225
84483190	OTHER CARD CLOTHING	143,733	153,074
84483200	PART ACCESORY MACHINES TEXTILE FIBRE	15,402	11,840
84483310	SPINDLE FLYER RING TRAVLLERS	147,919	205,037
84483320	SPINDLES TEXTILE MACHINES	104,247	67,509
84483330	SPINNING RINGS	56,953	79,835
84483900	OTHER PARTS&ACCESSORIES 84.45	499,815	439,699
84484210	REEDS FOR LOOMS	27,163	25,248
84484290	OTHER HEALDS & HEALDS FRAME	41,231	23,728
84484910	SHUTTLES	14,522	124
84484990	OTH PART ACCESSORIES WEAV MACH	166,888	160,870
84485100	SINKERS NEEDLES & OTHER ARTICLES	99,382	73,432
84485900	OTHER PART ACCESSORY MACHINES HEAD 84.47	119,732	80,618
84490000	MACHINERY FOR MANUFACTURING OR FINISHING OF FELT OR NON WOVENS	19,638	47,240
84501110	WASH MACH FUL-AUT NOT>10KG C/S	-	3,035
84501190	OTH WASHIN MACH FUL-AUT NOT>10	314,088	171,893
84501290	O-MACH BUILT-CENTRIFUGAL DRIER	36,700	12,606
84501919	OTH WASH MACH SEMI AUTO<10KG	-	99,515
84501999	O-MACH DRY LINE CAPA -NOT>10KG	21,771	29,851
84502010	MACH DRY LINE CAP>10KG CKD/SKD	-	1,941
84502090	MACHINE DRY LINE CAP EXCE10KG	39,363	18,569
84509000	PARTS FOR HOUSE HOLD OR LAUNDRY TYPE WASHING MACHINE	83,416	227,325
84511000	DRY-CLEANING MACHINES	6,721	148,724
84512900	OTHER DRYING MACHINES	190,915	301,928
84513000	IRONING MACHINES & PRESSES(INCLUDING FUSING PRESSES)	63,884	22,484
84514010	WASHING MACHINE (INDUSTRIAL)	313,671	235,068
84514020	BLEACHING MACHINE	8,187	31,323
84514030	DYEING MACHINE	201,666	393,799
84515000	MACHINES FOR REELING UNREELING FOLDING ETC	136,275	33,414
84518010	COATING OR LAMINATING MACHINES	74,009	6,161

PCT CHAPTER WISE BREAKUP OF IMPORTS

Rs. In Thousands

HSCODE	COMMODITY	Jul-Sep	Jul-Sep
		2017-18	2018-19
	MACHINARY/ COMPONENTS		
84518020	FLOCKING MACHINES	3,385	740
84518030	DRESSING AND FINISHING MACHINE	122,868	124,382
84518040	MERCERIZING MACHINE	233,601	-
84518050	SANFORIZING MACHINES	7,386	29,234
84518060	STENTERING MACHINES	149,153	167,552
84518070	SHRINKING MACHINES	142,677	94,995
84518090	OTHER MACHINES FOR WRINGLING/PASTING	785,060	480,011
84519000	PARTS FOR DRY CLEAN/DYEING MACHINES	134,390	157,632
84521010	SEWING MACHINES HOUSE-HOLD MACHINES CKD/SKD CONDITION	716	-
84521090	OTHER SEWING MACHINES HOUSEHOLD TYPE	41,758	42,420
84522100	AUTOMATIC UNITS SEWING MACHINE	82,517	30,491
84522900	OTHER SWING MACHINES INDUSTRIAL	714,087	776,043
84523000	SEWING MACHINE NEEDLES	41,075	39,519
84529020	FURNITURE,BASES COVER SEWI MAC	9,279	6,218
84529030	PARTS OF MACH-HEAD 8452.1090	19,531	13,243
84529090	OTH PARTS OTH SEWING MACHINE	71,725	78,495
84531000	MACHINES FOR PREPARING,TANNING OR WORKING HIDE,SKIN OR LEATHER	161,025	43,679
84532000	MACHINERY FOR MAKING/REPAIRING FOOTWEAR	125,804	113,143
84538000	OTHER MACHINES FOR REPAIRING HIDES-SKINS/LEATHER	2,497	4,686
84539000	PARTS OF MACHINE,TANNING,FOOTWEAR	27,215	23,971
84541000	CONVERTERS	9,733	528
84542000	INGOT MOULDS & LADLES	8,231	39,136
84543000	CASTING MACHINES	144,209	374,621
84549000	PARTS OF CONVERTERS LADLES ETC	71,771	92,863
84551000	TUBE MILLS	67,053	20,227
84552100	HOT OR COMBINATION HOT&COLD ROLLING MILLS	144,920	489,933
84552200	COLD, ROLLING MILLS	27,072	328,969
84553010	CAST IRON ROLLS OF DIAMETER NOT>91.44CM	17,293	976
84553090	OTHER ROLLS FOR ROLLING MILLS	147,275	270,802
84559000	OTHER PARTS METAL ROLLING MILLS	45,671	213,216
84561110	MACH OPERATED BY LASER	7,838	4,715
84561190	OTH MACH OPERATED BY LASER	31,479	11,195
84561210	MACH OPERATED BY PHOTON BEAM	-	2,442
84561290	OTH MACH OPER BY PHOTON BEAM	456	50
84562090	O-MACH OPERAE ULTRASONIC PROCE	21,984	4,045
84563000	MACHINE TOOLS WORKING BY ELECTRO DISCHARGE PROCESSES	6,111	28,008
84564000	MA OPER BY PLASMA ARC PROCESS	-	1,392

PCT CHAPTER WISE BREAKUP OF IMPORTS

Rs. In Thousands

HSCODE	COMMODITY	Jul-Sep	Jul-Sep
		2017-18	2018-19
	MACHINARY/ COMPONENTS		
84569000	O-MAC TOOL REMOV MATE BY LASER	17,790	10,583
84571000	MACHINING CENTRE FOR WORKING METAL	76,213	145,717
84572000	UNIT CONSTRUCTION MACHINES METAL	10,246	3,823
84573000	MULTI STATION TRANSFER MACHINES WORKING METAL	21,591	2,002
84581100	HORIZONTAL LATHES NUMERICALLY CONTROLLED	59,096	26,957
84581900	OTHER, HORIZONTAL LATHES	92,379	162,862
84589100	OTHER LATHES NUMERICALLY CONTROLLED	17,457	66,210
84589900	OTHER LATHES REMOVING METALS	291,265	62,787
84591000	WAY TYPE UNIT HEAD MACHINES	11,234	8,588
84592100	OTHER DRILLING MACHINES NUMERICALLY CONTROLLED	108	28,496
84592910	DRILLING MACHINES CAPACITY UPTO 62MM IN CAST IRON& 50MM IN STEEL	6,042	14,960
84592990	OTHER DRILLING MACHINES	79,794	38,696
84593100	OTHER BORING/DRILLING MACHINES NUMERICALLY CONTROLLED	2,713	18,141
84593910	VERTICAL BORING,MILLING MACHINES CAPACITY 25MM	84	-
84593990	OTHER BOARING-MILLING MACHINES	21,598	10,811
84594100	OTH BROING MACH NUMERCAL CONT	6,871	7,514
84594900	OTHER BORING MACHINES	133,026	2,977
84595100	MILLING MACHINES KNEE TYPE NUMERICALLY CONTROLLED	5,721	2,456
84595910	HORIZONTAL,VERTICAL OR UNIVERSAL VERSIONS MILLING MACHINES	3,798	620
84595990	OTHER MILLING MACHINES KNEES TYPE	18,976	7,967
84596100	OTHER MILLING MACHINES NUMERICALLY CONTROLLED	3,121	4,125
84596910	VERTICAL TURRET MILLING MACHINES	-	689
84596920	UNIVERSAL ENGRAVING MACHINE WITH CLAMPING AREA 500X200MM	1,254	170
84596990	OTHER MILLING MACHINES	21,402	18,927
84597090	OTHER THREADING/TAPPING MACHINES	3,858	8,001
84601200	F.SURFACE GRIND MACH NUM CONTR	-	557
84601900	FLAT SURFACE GRINDING MACHINES NOT NUMERICALLY CONTROLLED	30,631	6,325
84602300	CYLINDRICAL GRI MAC, NUM CNT	-	6,247
84602900	GRINDING MACHINES ACCURACY AT LEAST 0.01MM	13,554	10,068
84603100	SHARPENING MACHINES NUMERICALLY CONTROLLED	-	280
84603900	OTHER SHARPENING MACHINES NUMERICALLY CONTROLLED	3,250	332
84604000	HONING OR LAPPING MACHINES	40,765	10,427
84609010	BENCH TYPE GRINDING MACHINE	1,866	2,407
84609090	MACHINE TOOLS FOR DEBURRING/POLISHING	38,347	20,738
84612010	SHAPING MACHINES STROKE UPTO 45 CM	-	1,713
84612090	OTHER SHAPING/SLOTTING MCHINES	11,236	7,024
84613000	BROACHING MACHINES	1,455	1,753

PCT CHAPTER WISE BREAKUP OF IMPORTS

Rs. In Thousands

HSCODE	COMMODITY	Jul-Sep	Jul-Sep
		2017-18	2018-19
	MACHINARY/ COMPONENTS		
84614000	GEAR CUTTING,GRINDING/GEAR FINISHING MACHINES	37,618	34,916
84615010	HIGH SPEED HACKSAW MACHINES DIAMETER 17.5CM, BLADES OF LENGTH NOT>45CM	10,582	5,037
84615090	SAWING OR CUTTING OFF MACHINES	71,585	38,075
84619000	MACHINES TOOLS FOR METAL WORKING	18,364	11,074
84621010	FORGING NON-ALIE STAMPING MACHINE & HAMMERS	-	36,288
84621090	OTHER FORGING/DIE STAMPING MACHINES & HAMMERING	14,851	44,171
84622100	BEND,FOLD,ETC MACHINES NUMERICALLY CONTROLLED	23,806	12,745
84622900	NON NUMERICALLY CONTROLLED BENDING,FOLDING MACHINES	158,788	197,517
84623100	SHEARING MACHINES NUMERICALLY CONTROLLED	2,720	678
84623900	OTHER SHEARING MACHINES NOT NUMERICALLY CONTROLLED	24,602	16,024
84624100	PUNCHING/NOTCHING MACHINES NUMERICALLY CONTROLLED	294	15,554
84624900	OTHER PUNCHING/NOTCHING MACHINES INCLUDING SHEARING	77,862	32,597
84629110	HYDRAULIC PRESSES OF PRESSURE < 60.963 MT	754	33,566
84629190	OTHER, HYDRAULIC PRESSES	32,198	153,683
84629900	OTHER PRESSES FOR WORKING METAL	176,700	139,977
84631000	DRAW-BENCH FOR BARS,TUBES WIRE	41,882	3,209
84632000	THREADING ROLLING MACHINES	8,802	4,982
84633000	MACHINES FOR WORKING WIRE	54,076	38,364
84639000	OTHER MACHINE TOOL WORKING METALS	108,395	35,409
84641000	SAWING MACHINES	13,994	27,425
84642010	GRINDING MACHINES	9,027	31,719
84642090	POLISHING MACHINES	65,273	15,238
84649000	OTHER MACHINE TOOLS WORKING STONE/CERAMICS/CONCRETE	97,538	177,981
84651000	MACHINE FOR MECHANIC OPERATION	18	10,421
84652000	MACHINING CENTRES	-	830
84659110	HACKSAW MACHINE BLADES < 45.7CM	304	3,184
84659190	OTHER, SAWING MACHINES	9,958	42,654
84659200	PLAN MILL MOULD MACHINE	6,760	352
84659300	GRINDING SANDING POLISHING MACHINES	40,727	38,207
84659400	BENDING OR ASSEMBLING MACHINES	8,333	14,790
84659500	DRILLING OR MORTICING MACHINES	19,039	434
84659600	SPLIT SLICING PARING MACHINE	-	27,263
84659900	OTHER MACHINE TOOLS FOR WOOD ,CORK, ETC	36,628	41,635
84661000	TOOL HOLDERS SELF OPENING DIE HEADS	18,355	9,437
84662000	WORK HOLDERS	5,597	4,319
84663000	DIVIDING HEAD OTHER SPECIAL ATTACHMENT FOR MACHINE TOOLS	367	2,600
84669100	PART/ACCESSORIES MACHINE TOOLS W/STON ETC	1,665	5,300

PCT CHAPTER WISE BREAKUP OF IMPORTS

Rs. In Thousands

HSCODE	COMMODITY	Jul-Sep	Jul-Sep
		2017-18	2018-19
	MACHINARY/ COMPONENTS		
84669200	PART/ACCESSORIES MACHINE TOOL W/WOOD ETC	18,947	13,134
84669310	PART MAC H-8458,8459,8460,8461	10,594	3,580
84669390	OTH PART MACHINE H-8456TO 8461	79,352	39,055
84669410	PAR H-8462.1090,.9110,84659110	4,221	2,477
84669490	OTH PARTS MACH H- 8456 TO 8465	32,770	143,137
84671100	TOOL WORKING ROTARY TYP PNEUMATIC	1,798	5,799
84671900	TOOL WORKING OTHER TYPE PNEUMATIC	41,071	26,029
84672100	DRILLS OF ALL KINDS	96,117	69,235
84672200	SAWS SELF CONTAINED ELECTRIC-MOTOR	7,854	16,033
84672900	OTHER TOOL WITH ELECTRIC MOTOR	217,318	209,652
84678100	OTHER TOOL WORKING FOR CHAIN SAW	9,774	9,200
84678900	OTHER TOOL WORKING IN HAND	20,724	30,000
84679100	PARTS OF CHAIN SAWS	5,836	11,335
84679200	PARTS OF PNEUMATIC TOOLS	19,781	4,122
84679900	OTHER PART TOOL WORKING IN THE HAND	62,424	40,874
84681000	HAND HELD BLOW PIPES	97	709
84682000	OTHER GAS-OPERATED MACHINERY APPARATUS	12,061	27,839
84688000	OTHER MACHINERY AND APPARATUS	17,775	28,421
84689000	OTHER PART GAS OPERATED MACHINERY APPARATUS	25,445	7,875
84701000	ELECTRONIC CALCULATOR WITH OUT POWER	38,571	76,634
84702100	OTHER ELECTRONIC CALCULATOR MACHINE PRINTING-DEVICE	64	24
84702900	OTHER ELECTRONIC CALCULATING MACHININE	26	73
84703000	OTHER CALCULATING MACHINES	37	63
84705000	CASH REGISTERS	40,809	27,080
84709000	OTHER POSTAGE,TICKET ISSUE MACHINES	5,695	10,488
84713010	LAPTOP COMPUTERS,NOTEBOOKS	1,597,556	5,571,369
84713020	PERSONAL COMPUTERS(PCS)	3,185,559	3,195,293
84713090	OTHER PORTABLE COMPUTER <10 KG	644,202	234,356
84714110	DIGITAL AUTOMATIC DATA PROCESSING MACHINES	47	1,751
84714120	LARGE OR MAIN FRAME COMPUTERS	-	645
84714190	DATA PROCESSING MACHINES OTHER THAN MAIN FRAMES	97,846	39,085
84714900	OTH DVP MACH IN FORM OF SYSTEM	32,843	133,550
84715000	DIGITAL PROCESSING UNIT OTHER THAN THOSE OF SUBHEADING 8471.41-42	959,114	1,597,142
84716010	KEY BOARDS	24,021	23,446
84716020	MOUSE & OTHER PRINTING DEVICES	48,503	34,481
84716030	DOT MATRIX. PRINTER	81,413	488,391
84716090	OTHER, INPUT OUTPUT UNITS	21,546	30,546

PCT CHAPTER WISE BREAKUP OF IMPORTS

Rs. In Thousands

HSCODE	COMMODITY	Jul-Sep	Jul-Sep
		2017-18	2018-19
	MACHINARY/ COMPONENTS		
84717010	FLOPPY DRIVE	127	33
84717020	HARD DISK DRIVE	164,896	187,681
84717030	TAPE DRIVE	17,116	21,373
84717040	OPTICAL DISK DRIVE, INCLUDING CD-ROM&DVD Drive	2,258	6,735
84717050	OPTICAL&TAPE AUTO LOADER&LIBRARIES/JUKE-BOX	1,418	2,238
84717060	REMOVEABLE DISC DRIVES	110	1,584
84717090	OTHER STORAGE UNIT	349,813	93,851
84718010	NETWORKING EQUIPMENTS	1,210	-
84718090	OTHER UNITS AUTO DATA PROCESSING MACHINES	27,270	106,888
84719010	CONTROL UNITS	750	132,492
84719020	MUTLIMEDIA KITS FOR PCS,SPEAKER	35	138
84719090	OTHER DATA PROCESSING EQUIPMENTS	84,158	113,513
84721000	DUPLICATING MACHINES	323	692
84723000	SORTING/FOLDING/AFFIXING MACHINES	1,270	22
84729010	AUTOMATED TELLER MACHINES(ATM)	555,025	112,205
84729090	OTHER OFFICE MACHINES	237,227	175,407
84732100	PARTS/ACCESSORIES CALCULATING MACHINES OF SUBHEADING 8470.10,8470.21 OR 8470.29	-	83
84732900	OTH PARTS/ACCESSORIES ELECTRONIC CALCULATING MACHINES	3,208	2,059
84733010	CASING COMPUTER WITH POWER SUPPLY	4,280	5,344
84733020	TONER, INK CARTRIDGE FOR COMPUTER	6,252	2,730
84733090	OTHER PARTS/ACCESSORIES MACHINES HEADING 84.71	609,103	270,969
84734000	PARTS/ACCESSORIES MACHINE HEAD 84.72	63,798	112,054
84735000	PARTS/ACCESSORIES MACHINE HEADING 84.69-84.72	1,265	438
84741010	SORT/SCREEN/SEPARATING/WASHING MACHINES FOR CEMENT INDUSTRY	59,670	177
84741020	CRUSHING/SCREENING PLANT	23,295	29,875
84741090	OTHER SORT/SCREEN/SEPERATING/WASHING MACHINES	361,433	50,703
84742010	CRUSH/GRIND MACHINES,CEMENT INDUSTRY	454,324	858,771
84742090	OTHER CRUSHING/GRINDING MACHINES	370,330	148,063
84743110	CONCRETE/MORTAR MIXER CEMENT INDUSTRY	12,748	49,006
84743120	CONCRETE BATCHING PLANT	215,270	182,524
84743130	CONCRET TRANSIT MIXER DRUM	41,893	516
84743190	OTHER MACHINES MIX/KNEAD MINERALS WITH BITUMEN	620,650	33,301
84743210	MACHINE FOR MIX MINE & BITUMEN NOT >150 T/H	39,825	14,890
84743290	OTHER MACHINES FOR MIXING MINERAL WITH BITUMEN	786,996	76,314
84743900	OTHER MACHINES FOR MIXING MINERALS	182,467	10,411
84748010	HYDRAULIC PRESS FOR CERAMIC INDUSTRY>80 TON	332,239	1,080,342
84748090	MACHINES AGGLOMERAT/SHAPE,MINERALS	2,263,986	5,106,519

PCT CHAPTER WISE BREAKUP OF IMPORTS

Rs. In Thousands

HSCODE	COMMODITY	Jul-Sep	Jul-Sep
		2017-18	2018-19
	MACHINARY/ COMPONENTS		
84749010	PARTS CRASH/ MIX/HYD PRES MACH	58,033	92,451
84749020	PART CEMENT/CONCRTE MIX MACH	547,685	354,475
84749090	OT PART SORTING/SCREENING MACH	645,173	164,915
84751000	MACHINES ASSEMBLING ELECTRIC/ELECTRONIC LAMP	1,464	4,348
84752100	MACH FOR MAKING OPTICAL FIBRE	3,145	-
84752900	OTHER GLASS WORKING MACHINES	92,113	65,230
84759000	PARTS OF MACHINES H-NO.84.75	41,202	63,961
84762100	AUTOMATIC BEVERAGE VENDING MACHINE	1,065	915
84762900	OTHER, AUTOMATIC BEVERAGE-VENDING MACHINES	25,256	2,271
84768100	OTH MACH HEATING/REFRIG,DEVICE	15,064	-
84768900	OTHER MACHINE INCLUDING MONEY CHANGING MACHINES	1,076	5,689
84769000	PARTS OF MACHINE HEADING 84.76	5,939	217
84771000	INJECTION-MOULDING MACHINES	1,079,435	1,184,980
84772000	EXTRUDERS	390,433	814,923
84773010	BLOW MOULDING MACHINE CAPACITY NOT >0.228 LITRES	35,475	19,452
84773090	OTHER,BLOW MOULDING MACHINES	264,192	300,973
84774010	VACCUM MOULDING MACHINES&OTHER THERMOFORMING MACHINES CAPACITY NOT >0.228LT	19,416	10,955
84774090	OTHER VACCUM MOULDING,THERMOFORM MACHINE	34,489	7,530
84775100	MACHINES MOULDING PNEUMATIC TYRE,TUBE	1,711	4,917
84775900	OTHER MACHINES FOR MOLDING/FORMING	26,361	19,094
84778000	OTHER MACHINES FOR WORKING RUBBER/PLASTICS	916,595	1,444,993
84779000	PARTS OF MACHINE,WORKING RUBBER/PLASTICS	246,688	386,318
84781000	MACHINES FOR PREPARING TOBACCO	348,004	117,833
84789000	PARTS OF MACHINES OF HEADING-84.78	114,025	51,919
84791010	ASPHALT PAVERS	498,984	160,788
84791090	MACH FOR PUBLIC WORKS,BUILDING	229,524	155,108
84792000	MACHINES FOR EXTRACTING/PREPARING FATS/OIL	318,448	662,659
84793000	PRESSES FOR MANUFACTURE OF PARTICAL/FIBRE BOARD ETC	91,526	39,207
84794000	ROPE OR CABLE MAKING MACHINES	260,601	98,888
84795000	INDUSTRIAL ROBOTS(NOT ELSEWHERE SPECIFIED OR INCLUDED)	14,314	108,653
84796000	EVAPORATIVE AIR COOLERS	116,715	124,059
84797100	PASSE BOARD BRIDGE.AIRPORT USE	6,254	8,029
84797900	OTH PASSENGER BOARDING BRIDGES	4,819	2,463
84798100	MACHINES TREATING METAL INCLUDING ELECTRIC WIRE COIL-WINDERS	63,923	400,114
84798210	MATCH MAKING MACHINES	6,661	4,185
84798220	SOAP MAKING MACHINES	103,103	29,592
84798230	OIL REFINING MACHINES	18,435	144,166

PCT CHAPTER WISE BREAKUP OF IMPORTS

Rs. In Thousands

HSCODE	COMMODITY	Jul-Sep	Jul-Sep
		2017-18	2018-19
	MACHINARY/ COMPONENTS		
84798290	OTHER CRUSHING MACHINE	454,694	272,524
84798910	FASTENING/THREAD SUCKING MACHINES	2,580	2,533
84798920	MACHINES ATTACHING RIVETS/BUTTONS	5,559	4,863
84798930	TABLETING MACHINES	28,610	18,948
84798940	TYRE CHANGERS	6,682	-
84798950	CAPSULE POLISHERS	6,577	14,809
84798960	INDUSTRIAL VACUUM CLEANERS	938	-
84798990	OTHER MACHINES FOR GARMENTS	1,960,394	6,648,483
84799010	PARTS OF MACHINE HEAD 8479.8910	46,848	40,556
84799090	OTHER PARTS INDIVIDUAL FUNCTION MACHINES	288,344	583,886
84801000	MOULDING BOXES METAL FOUNDRY	14,987	3,605
84802000	MOULD BASES	18,382	57,474
84803000	MOULDING PATTERNS	505	1,145
84804100	INJECTION OR COMPRESSION TYPES	16,116	31,916
84804900	OTHER, MOULDS FOR METAL/CARBIDES	104,818	146,868
84805000	MOLULDS FOR GLASS	24,833	74,594
84806000	MOULDS FOR MINERAL MATERIALS.	135,936	73,078
84807100	INJECTION OR COMPRESSION TYPES	201,672	364,479
84807900	OTHER MOULDS FOR RUBBER/PLASTICS	802,586	602,659
84811000	PRESSURE-REDUCING VALVES	291,154	462,776
84812000	VALVES,OLEOHYDRAULIC/PNEUMATIC TRANSMISSIONS	57,415	126,889
84813000	CHECK VALVES	236,455	1,822,746
84814000	SAFETY OR RELIEF VALVES	420,858	163,971
84818010	COCK FUEL TANK FOR AGR-TRACTOR	4,084	217
84818020	OTH COCKS FOR M-CARS &VEHICLES	4,761	8,516
84818030	OTH COCKS FOR M-CARS &VEHICLES	1,980	4,029
84818090	OTH APPLIAN FOR PIPES,BOILERS	2,184,699	5,476,361
84819000	PARTS OF APPLICANCE H-NO.84.81	1,087,682	891,608
84821000	BALL BEARINGS.	1,776,012	1,951,944
84822000	TAPERED ROLLER BEARING INCLUDING CONE&TAPERED ROLLER ASSEMBLIES	342,954	303,594
84823000	SPHERICAL ROLLER BEARINGS	131,757	141,105
84824000	NEEDLE ROLLER BEARINGS	44,058	58,923
84825000	OTHER CYLINDRICAL ROLLER BEARINGS	111,494	102,898
84828000	OTHER COMBINED BALL/ROLLER BEARINGS	181,707	209,909
84829100	BALLS, NEEDLES/ROLLERS PARTS	82,460	112,020
84829910	RINGS OF BEARINGS	33,297	83,106
84829990	OTHER BALL OR ROLLRE BEARINGS	69,664	77,883

PCT CHAPTER WISE BREAKUP OF IMPORTS

Rs. In Thousands

HSCODE	COMMODITY	Jul-Sep	Jul-Sep
		2017-18	2018-19
	MACHINARY/ COMPONENTS		
84831011	DIFFEREN SHAFT/PART AG-TRACTOR	29,837	33,336
84831012	SHAFT,ROCKER ARM ETC VEH-8711	139,418	110,954
84831013	GEAR SHIFT ASSEMBLY HEAD87.11	5,621	8,775
84831019	OTH TRANSMISSION SHAFTS	479,158	680,011
84831090	OTHER TRANSMISSION SHAFTS/CRANKS	285,853	233,296
84832000	BEARING HOUSING-BALL/ROLLER BEARINGS	51,352	37,331
84833010	BEAR HOUSING NOT INCORPORATING PLAIN SHAFT BEARINGS	55,843	83,657
84833020	FABRIC BEARING NOT BALL BEARIN	89,944	46,897
84833030	PLAIN SHAFT BEARING VEH H-87	575	1,719
84833090	OTHER BEARING NOT INCORPORATING BALL PLAIN SHAFT-BEARINGS	370,234	457,165
84834011	GEAR BOXES/S-CHANG AG-TRACTOR	11,299	13,960
84834012	GEARS FOR VEHICLES H- 8711	30,435	60,409
84834019	OTH GEARS FOR VEHICLES H-87	401,743	408,727
84834090	OTHER GEAR & GEARING OTHER THAN TOOTHED WHEEL	764,900	1,029,393
84835010	FLYWHEELS	4,781	7,391
84835020	PULLEYS, INCLUDING PULLEY BLOCKS	141	58
84835030	OTH PULLY/PULLEY BLOCKS	4,579	4,594
84835090	OTHER FLYWHEELS	39,934	46,185
84836010	CLUTCHES	63,603	21,560
84836091	CLUTCHES/SHAFT COUPLI VEH-8711	1,909	1,874
84836092	OTH CLUTCHES M-CARS &VEHICLES	16,672	16,191
84836099	OTHER CLUTCHES	134,489	469,562
84839010	TOOTHED WHEELS ETC AGR-TRACTOR	1,556	289
84839020	CHAIN SPROCKETS VEH H-87.11	1,394	1,979
84839030	OTH CHAIN SPROCKETS CARS&VEH	2,080	2,277
84839090	OTH COMPONENTS FOR VEHICLES	156,081	231,804
84841010	SPIRAL WOUNDS	20,720	16,420
84841021	GASKET&JOINT,AGR-TRACTO EXC4*4	13,570	11,447
84841022	GASKET WATER-PUMP VEH-87032193	3,653	901
84841029	OTHER GASKETS & SIMILAR JOINTS	89,678	99,278
84841090	OTHER GASKETS&SIMILAR JOINTS METAL	160,867	143,519
84842010	SPIRAL WOUNDS MECHANICAL SEALS	1,752	5,893
84842020	METAL JACKET GASKETS	19,128	33,890
84842090	OTHER MECHANICAL SEALS	226,258	163,041
84849000	OTHER GASKET&SIMILAR JOINT,DISSIMILAR IN COMPOSITION	261,245	320,483
84862000	MACH FOR MANUF ELE INTEGRA CIR	4,034	-
84863000	MACH FOR MANUF FLAT PANEL DISP	-	887

PCT CHAPTER WISE BREAKUP OF IMPORTS

Rs. In Thousands

HSCODE	COMMODITY	Jul-Sep	Jul-Sep
		2017-18	2018-19
	MACHINARY/ COMPONENTS		
84864000	MACH FOR MANU OF I-CIRCUIT,NES	12,164	-
84869000	PARTS&ACCE OF MACH MANU S-COND	142	229
84871000	SHIPS/BOATS,PROPELLERS&BLADES	984	1,518
84879010	OTH OIL SEALS FOR VEHICL CH-87	70,318	83,926
84879090	O-PARTS&ACCE NOT CON ELE-CONNE	64,434	266,161
	TOTAL MACHINARY/ COMPONENTS	174,906,764	172,118,872
	ELECTRICAL MACHINERY,EQUIP,PARTS		
85011000	ELECTRIC MOTOR OUTPUT NOT >37.5.WATT	209,316	265,014
85012000	UNIVERSAL AC/DC MOTOR >37.5 W	308,692	256,369
85013110	PHOTOVOLT.GENERAT.WITH CELLS	32,084	35,430
85013190	OTH DC MOTOR/GEN 0-P=750 WATT	131,921	93,898
85013210	O-DC MOTOR/GEN 0-P-750W-75KW	11,679	1,240
85013290	OTH DC MOTOR/GENERA>75KW<3750W	10,626	100,057
85013300	OTHER DC MOTOR/GENERATOR OUTPUT>75KW BUT NOT>375KW	10,572	2,807
85013400	OTHER DC MOTOR/GENERATOR OUTPUT >375KW	104,889	241,100
85014010	OTHER AC MOTOR SINGLE PHASE OUTPUT NOT >60 WATTS	202,430	202,028
85014090	OTHER AC MOTORS	776,523	294,963
85015110	SUBMERSIBLE MOTORS OUTPUT<750W	4,024	3,808
85015120	CLUTCH MOTOR SEWING MAC<750W	2,738	53
85015190	OTH AC MOTORS MULTI-PHASE<750W	132,575	351,290
85015210	SUBMERS MOTOR OUTPUT>750W<75KW	65,002	60,682
85015220	CLUTCH MOTOR SEW MAC >750<75KW	14,049	3,205
85015230	GEARED MOTORS >750W BUT <75KW	203,783	160,634
85015290	OTH AC MOTOR M-PH >750W <75KW	350,091	379,054
85015310	AC MOTORS OUTPUT>75KW BUT NOT EXCEEDING >375 KW (500 HP)	113,299	49,572
85015320	SUBMERSIBLE MOTOR STAINLESS STEEL	2,462	1,191
85015330	GEARED MOTORS	62,120	36,380
85015340	H.T. MOTOR WITH OPERATING INPUT VOLTAGE ABOVE 1KV	52,493	7,125
85015390	OTHER AC MOTORS SINGLE PHASE	406,485	175,492
85016100	AC GENERATORS OUTPUT NOT >75 KVA	169,731	190,295
85016200	AC GENERATORS OUTPUT >75KVA BUT NOT EXCEEDING 375KVA	91,934	87,775
85016300	AC GENERATOR OUTPUT >375KVA BUT NOT >750KVA	42,539	12,557
85016410	AC GENERATOR O-PUT 750-1100KVA	47,110	-
85016490	OTH AC GENERATOR/ELEC MOTOR	244,152	34,946
85021110	ELECTRIC GENERATING SET INTERNAL COMBUSTION ENGINES NOT >5KVA	81,383	7,001
85021120	ELE-GENERATER DIESEL 5-20 KVA	120,087	247,503

PCT CHAPTER WISE BREAKUP OF IMPORTS

Rs. In Thousands

HSCODE	COMMODITY	Jul-Sep	Jul-Sep
		2017-18	2018-19
	ELECTRICAL MACHINERY,EQUIP,PARTS		
85021130	ELE-GENERATER DIESEL 20-50 KVA	259,646	207,302
85021190	OTHER GENERATING SETS INTERNAL COMBUSTION PISTON ENGINES	127,848	2,027,575
85021200	GENERATING SET WITH INTERNAL COMBUSTION ENGINE >75 BUT NOT >375KVA	840,222	933,154
85021310	GENERATING SET INTERNAL COMBUSTION ENGINES >375 BUT NOT >1100 KVA	468,552	350,375
85021390	OTHER GENERATING SET INTERNAL COMBUSTION PISTON ENGINES	923,421	1,094,144
85022010	GENER SET(SP-ING ENG)OP<5KVA	-	180,724
85022020	GENER SET(SP-ING ENG)OP>375KVA	1,380,099	160,055
85022090	OTH GENER SETS (SP-IG)	-	314,218
85023100	GENERATING SETS,WIND POWERED	20,883,783	122,527
85023900	OTHER GENERATING SETS	3,714,929	3,204,514
85024000	ELECTRIC ROTARY CONVERTERS.	319	561
85030010	PARTS OF MACHINE HEAD 85.01	198,891	762,677
85030020	PARTS MACHINE HEAD 85.01&85.02	310,366	442,829
85030090	OTH PARTS MOTORS GENERATORS	1,098,357	1,569,739
85041000	BALLAST FOR DISCHARGE LAMPS/TUBES	60,791	18,702
85042100	LIQUID DI-ELECTRIC TRANSFORMER HAVING POWER HANDLING CAPACITY NOT>650KVA	125,643	448,221
85042200	LIQUID DI-ELECTRIC TRANSFORMER POWER HANDLING CAPACITY>650 BUT NOT >10,000	7,143	24,836
85042300	LIQUID DI-ELECTRIC TRANSFORMER >10000 KVA	1,996,049	1,179,438
85043100	OTHER TRANSFORMER WITH POWER HANDLING CAPACITY NOT>1 KVA	229,514	357,621
85043200	OTHER TRANSFORMER >1KVA BUT <16KVA	52,993	11,553
85043300	OTHER TRANSFORMER >16 KVA BUT <500 KVA	228,843	293,923
85043400	OTHER TRANSFORMER WITH POWER HANDLING CAPACITY >500 KVA	2,325,483	386,249
85044010	STATIC CONVERTERS UNINTERRUPTED SUPPLY OF POWER(UPS) RATING UPTO 1.5 KVA	126,705	186,740
85044020	BATTERY CHARGERS	362,963	404,721
85044030	CHARG STATION FOR ELEC. VEH	-	55
85044090	OTHER UNINTERRUPTED POWER SUPPLY	2,896,869	4,302,901
85045000	OTHER INDUCTORS	42,651	1,391,223
85049010	ON LOAD TAPE CHANGER TRANSFORMERS	13,173	51,210
85049020	BUSHINGS FOR POWER TRANSFORMERS	25,205	31,120
85049030	PARTS STATIC CONVERTERS(UPS)	69,881	18,432
85049040	TOROIDAL CORES&STRIPS -150 MM	5,915	13,815
85049090	OTHER PARTS FOR POWER TRANSFORMERS	279,593	116,258
85051100	PERMANENT MAGNETS AND ARTICLES	35,710	65,775
85051900	OTHER PERMANENT MAGNETS & ARTICLES	77,849	143,448
85052000	ELECTRO-MAGNETIC COUPLINGS,CLUTCHES&BRAKES ETC	8,712	8,858
85059000	OTHER ELECTRO-MAGNETIC INCLUDING PART HD 85.05	51,541	39,930
85061000	MANGANESE DIOXIDE PRIMARY CELLS & BATTERIES	232,130	231,743

PCT CHAPTER WISE BREAKUP OF IMPORTS

Rs. In Thousands

HSCODE	COMMODITY	Jul-Sep	Jul-Sep
		2017-18	2018-19
	ELECTRICAL MACHINERY,EQUIP,PARTS		
85063000	MERCURIC OXIDE PRIMARY CELL&BATTERIES	-	49
85064000	SILVER OXIDE PRIMARY CELL&BATTERIES	13	-
85065000	LITHIUM PRIMARY CELL&BATTERIES	83,229	111,431
85066000	AIR ZINC PRIMARY CELL&BATTRIES	3,710	885
85068000	OTHER PRIMARY CELL&BATTERIES	91,735	123,969
85069090	OTHER PARTS PRIMARY CELL&BATTERIES	6,701	9,343
85071010	MEANT M-CARS H-87.03&VEH-4,11	52,680	13,245
85071020	MEANT FOR VEH H-87.01,2,4	163	752
85071090	OTH LEAD-ACID -STARTING ENGINE	3,389	6,754
85072010	LEAD-ACID BATTERY FOR TELE EXCH	1,092	272,828
85072090	OTHER LEAD-ACID ACCUMULATORS	2,131,883	1,220,859
85073000	NICKEL-CADMIUM ACCUMULATORS	24,356	47,881
85074000	NICKEL-IRON ACCUMULATORS	62	-
85075000	BATTERIES NICKEL-METAL HYDRIDE	6,678	1,713
85076000	BATTERIES LITHIUM-ION	79,449	235,174
85078000	OTHER ACCUMULATORS	80,828	65,746
85079000	PARTS ELECTRIC ACCUMULATORS INCLUDING SEPERATORS,WHETHER OR NOT RECTANGULAR	123,677	174,571
85081110	VACUM CLEANER POWER NOT>1500W	-	326
85081190	VACUUM CLEANER POWER NOT>1500W	28,076	44,243
85081910	OTH VAC CLEANER SELF MOT CKD/S	-	19
85081990	OTH VACUUM CLEANERS SELF MOTOR	15,248	18,441
85086011	INDUST VACUUM CLEANER CKD/SKD	-	5,975
85086019	INDUTRIAL VACUUM CLEANER	2,737	4,643
85086099	OTH INDUSTRIAL VACUUM CLEANER	1,026	10,402
85087000	PARTS OF VACCUM CLEANERS	997	2,716
85094010	FOOD GRINDERS ELECTRO MECHANICAL DOMESTIC APPLIANCES	112,656	75,235
85094020	FRUIT MIXER ELECTRO MECHANICAL DOMESTIC APPLIANCES	16,073	7,353
85094030	FRUIT/VEGETABLE JUICE EXTRACTORS ELECTRO-MECHANICAL DOMESTIC APPLIANCES	65,362	68,673
85098000	OTHER ELECTRO-MECHANICAL DOMESTIC APPLIANCES	26,849	34,176
85099000	PARTS ELECTRO-MECHANICAL DOMESTIC APPLIANCES	171,114	141,966
85101000	SHAVERS	30,437	54,541
85102000	HAIR CLIPPERS	13,563	13,675
85103000	HAIR-REMOVING APPLIANCES	7,731	13,585
85109000	PART OF SHAVER/CLIPPER/REMOVER	3,336	7,357
85111000	SPARKING PLUGS	286,807	400,323
85112010	MAGNETO FOR VEH OF HEAD-8711	12,249	7,621
85112090	OTH IGNITION MAGNETOS/DYNAMOS	18,383	12,129

PCT CHAPTER WISE BREAKUP OF IMPORTS

Rs. In Thousands

HSCODE	COMMODITY	Jul-Sep	Jul-Sep
		2017-18	2018-19
	ELECTRICAL MACHINERY,EQUIP,PARTS		
85113010	IGNITION COILS FOR VEH, H-8711	17,722	11,936
85113020	OTH IGNITI-COIL FOR CARS/M-VEH	102,752	86,390
85113090	OTH DISTRIBUTORS/IGNITI-COILS	11,196	7,153
85114011	S-MOTOR-AG-TRACTOR-H-8701.9020	461	60
85114012	OTH STARTER-MOTOR M-CARS&VEH	4,587	22,909
85114019	OTH STARTER-MOTOR S	43,275	25,846
85114090	DUAL PURPOSE STARTER GENERATORS	18,127	49,434
85115010	ALTERNATOR ASSEMBLY OF TRACTOR	41	289
85115020	ALTERNATOR ASSEMBL OF CARS/VEH	4,930	18,675
85115090	OTH ALTNATOR ASSEMBLY FOR OTH	38,087	5,717
85118010	HEATER/GLOW PLUGS- AGR-TRACTOR	107	-
85118020	HEATER/GLOW PLUGS-M-CARS&VEH	1,074	69
85118030	CAPACIT DIS IGNI UNIT(CDI)8711	14,060	7,037
85118040	CDI UNIT FOR CARS & VEHICLES	5,230	5,140
85118090	O/EQUIP(IGNI COIL,CUT-OUT,ETC)	4,040	13,398
85119020	OTHER PARTS FOR M-CARS & VEHIC	302,020	414,955
85119090	OTH ELECTRI IGNI/STARTING EQUI	6,311	18,451
85121000	LIGHTING OR VISUAL SIGNALLING EQUIPMENT FOR BICYCLE USE	380	74
85122010	HEAD LIGHT FOR MOTOR VEHICLES	14,446	14,869
85122020	HEAD LIGHT FOR VEH-H-8701.9020	618	231
85122090	OTHER LIGHTING SIGNALLING EQUIPMENT	633,500	830,377
85123010	SOUND SIGN EQU VEH H-8703,4,11	25,512	21,216
85123020	SOUND SIGN EQU VEH H-8701,2	23	-
85123030	ANTI-THEFT ALARM OF VEH CH 87	14,046	9,057
85123090	OTH SOUND SIGNILING EQUIPMENT	32,104	18,520
85124010	WIPER ARM,BLA CAR-H-8703 V-3,4	6,859	5,336
85124020	WIPER ARM,BLAD VEH-H-8704.2219	716	528
85124090	OTH LINK ASSEMBLY WIPER ARM/BL	14,754	8,215
85129010	PARTS OF PRODUCT H-85124011,12	78	34
85129020	KNOB OF LITE SWITCH OF TRACTOR	-	4
85129030	KNOB FOR LITE SWITCH OF CAR-VE	12	-
85129090	OTH ELECTRI LIGH/SIGNAL EQUIPM	32,430	71,088
85131010	MINER'S SAFETY LAMPS	935	5,263
85131020	OTHER SAFETY LAMPS; MORES SIGNALLING LAMPS;EXAMINATION LAMPS	5	720
85131030	RECHARGEABLE EMERGENCY LIGHT	222,079	192,714
85131040	TORCHES	69,735	72,749
85131050	HURICANE LANTERNS	11	8

PCT CHAPTER WISE BREAKUP OF IMPORTS

Rs. In Thousands

HSCODE	COMMODITY	Jul-Sep	Jul-Sep
		2017-18	2018-19
	ELECTRICAL MACHINERY,EQUIP,PARTS		
85131090	OTHER PORTABLE ELECTRIC LAMPS	10,783	13,395
85139010	PARTS OF MINERS SAFTY LAMPS	10	49
85139090	OTH PARTS OF ELECTRIC LAMPS	3,249	264
85141000	RESISTANCE HEAT FURNANCE\OVEN	35,193	7,985
85142000	FUR\OVE BY INDUCTION\DIELE LOS	37,784	342,202
85143000	OTH FURNANCES AND OVENS	582,811	380,969
85144000	OTH INDUCTION/DI-ELECTRIC HEATING EQUIPMENT	15,537	96,185
85149000	PARTS OF INDUS/LAB FURN & OVEN	39,870	58,268
85151100	SOLDERING IRON AND GUNS	12,591	20,580
85151900	OTHER BRAZING/SOLDERING IRONS&GUNS	48,204	118,051
85152100	MACHINES&APPARATUS FOR RESISTANCE WELDING OF METAL	15,948	18,864
85152900	OTHER MACHINES RESISTANCE WELDING OF METAL	25,021	35,570
85153100	MACHINES&APPARATUS FOR ARC WELDING METAL FULLY/PARTLY AUTOMATIC	31,072	25,687
85153900	OTHER MACHINES/APPARATUS ARC WELDING METAL	294,950	147,446
85158000	OTHER MACHINES/APPARATUS HOT SPRAYING METAL	54,321	52,157
85159000	PARTS(OF HEADING NO.85.15)	43,348	112,176
85161010	ELE INST/IMERSION HEATER CKD/S	-	62
85161090	ELE INSTANEOUS/IMERSION HEATER	28,389	6,322
85162100	STORAGE HEATING RADIATORS	13,990	3,557
85162900	OTHER ELECTRIC SPACE/SOIL HEATNG APPARATUS	38,932	65,622
85163100	HAIR DRYERS	11,388	25,760
85163200	OTHER HAIR DRESSING APPARATUS	13,854	18,986
85163300	HAND DRYING APPARATUS	1,876	1,973
85164000	ELECTRIC SMOOTHING IRONS	50,630	55,623
85165010	MICROWAVE OVENS CKD/SKD	-	198
85165090	MICROWAVE OVENS	60,200	14,667
85166010	ELECTRIC OVEN	21,807	19,321
85166020	ELECTRIC RANGES	264	26
85166030	ELECTRIC ROASTERS/GRILLERS	1,201	1,149
85166090	OTHER APPLIANCES USED DOMESTIC PURPOSE	77,490	80,383
85167100	ELECTRIC COFFEE OR TEA MAKERS	22,317	10,935
85167200	ELECTRIC TOASTERS	10,939	24,579
85167910	INSECT KILLER	3,366	7,467
85167990	OTH ELECTRO THERMIC APPLIANCES	39,709	63,038
85168010	ELECTRIC HEATING ELEMENT FOR REFRIGERATORS	26,836	27,480
85168090	OTHER ELECTRIC HEATING RESISTOR	26,501	35,177
85169000	PARTS ELECTRO-THERMIC APPLIANCES H-85.16	307,695	640,441

PCT CHAPTER WISE BREAKUP OF IMPORTS

Rs. In Thousands

HSCODE	COMMODITY	Jul-Sep	Jul-Sep
		2017-18	2018-19
	ELECTRICAL MACHINERY,EQUIP,PARTS		
85171100	LINE TELEPHONE CORDLESS HANDSETS	39,048	22,494
85171219	OTH CELLULAR MOBILE PHONE	20,069,837	24,719,085
85171220	FIXED WIRELESS TERMINAL & CDMA	1,376	954
85171230	SATELLITE MOBILE PHONE	2,066	4,714
85171290	OTH T-PH FOR CELL/WIRELESS NET	329,417	274,150
85171810	VIDEO PHONE FOR CEL/W-LESS NET	542	689
85171890	OTH VIDEO PHONE CEL/W-LESS NET	40,421	30,135
85176100	BASE STATIONS FOR WIRELESS N-W	987,510	4,290
85176210	VOICE FREQUENCY TELEGRAPHY MACH	176,451	171
85176220	MODEMS	763,000	52,482
85176230	HIGH BITRATE DI HIERC SYS(SDH)	163	2,127
85176240	DIGITAL LOOP CARRIER SYS (DLC)	45,773	-
85176250	SYNCHRONOUS DI-HIE-SYS (SDH)	1,263	31,709
85176260	MULTIPLEXER, STATISTICAL M-PLX	7,256	648
85176270	ROUTERS	202,154	458,927
85176290	OTH RECEP/TRANS/ROUT/ MACH	3,781,686	6,166,861
85176910	MODEMS	1,562	16,390
85176940	OTHER MULTIPLEXERS	877,498	967,057
85176950	SET TOP BOX FOR INTERNET ACCES	28	8,355
85176970	OTH LAN HUBS,BRIDGE,SWITC	706,000	1,074,910
85176980	MULTISTATION ACCESS UNITS	9,804	37,523
85176990	OTHER APPARATUS FOR RECP/TRANS	387,405	369,696
85177000	PARTS OF NETWORKING EQUIP	1,522,864	1,605,295
85181010	MICROPHONE FREQUENCY 300 TO HZ-3.4 KHZ	3,494	819
85181090	OTHER MICROPHONE AND STANDS	16,693	11,106
85182100	SINGLE LOUD SPEAKERS MOUNTED IN ENCLOSURE	77,254	76,570
85182200	MULTIPLE LOUD SPEAKER MOUNTED IN ENCLOSURE	49,723	96,709
85182910	LOUD SPEAKER WITHOUT HOUSING FREQUENCY RANGE OF 300HZ TO 3.4KHZ	4,382	5,824
85182990	OTHER LOUD SPEAKER NOT MOUNTED IN ENCLOSURE	267,854	198,900
85183000	HEADPHONES/EARPHONES/MICRO PHONE SPEAK SET	175,516	208,229
85184000	AUDIO FREQUENCY ELECTRIC AMPLIFIER	21,787	12,380
85185000	ELECTRIC SOUND AMPLIFIER SETS	11,280	9,929
85189000	PARTS & ACCESSORIES HEAD 85.18	29,640	38,270
85192000	APPA OPERATED BY COINS,BANKNOT	-	2,203
85193000	TURNTABLES (RECORD-DECKS)	67	-
85198110	DUBBING SYSTEM OF FILM STUDIOS	-	10
85198190	O-DUBBING SYSTEM PRODU HOUSES	1,759	272

PCT CHAPTER WISE BREAKUP OF IMPORTS

Rs. In Thousands

HSCODE	COMMODITY	Jul-Sep	Jul-Sep
		2017-18	2018-19
	ELECTRICAL MACHINERY,EQUIP,PARTS		
85198910	OTH COMPACT DISK PLAYERS	-	134
85198920	DUBBING SYST FILM STUD/P-HOUSE	18	200
85198930	MP-3 PLAYER	7,400	5,510
85198990	OTH SOUND RECOR/REPRODU APPA	6,583	17,792
85211010	V.C.R	10	-
85211090	OTHER MAGNETIC TAPE TYPE VIDEO RECORDING	29,896	15,779
85219010	LASER VIDEO DISC PLAYER	-	11
85219090	OTHER VIDEO RECORDING/REPRODUCING APPARATUS	47,804	55,700
85229000	OTHER EQUIPMENT/ACCESSORIES HEADING 85.19-85.21	197,366	304,595
85232100	CARDS INCORPORTAING MAG STRIPE	71,185	308,920
85232910	MAGNETIC DISCS	831	-
85232930	AUDIO CASSETTES	-	18
85232940	VIDEO CASSETES	-	87
85232990	OTH MAGNETI MEDIA	2,981	1,340
85234110	COMPACT DISC (CD)UN-RECORDED	6,408	9,334
85234120	DIGITAL VERSATILE(CD)UNRECORDE	8,979	6,235
85234190	OTHER OPTICAL MEDIA UNRECORDED	550	3,650
85234910	OPTICAL MEDIA CONTAIN SOFTWARE	320,322	2,751,511
85234920	DISCS FOR LASER READIND SYSTEM	194	1,738
85234990	OTH OPTCAL MEDIA CON SOFTWARE	29,613	2,510
85235110	OTH OPTICAL MEDIA	9,555	13,148
85235120	OTH MULT MEDIA STORAGE DEVICE	4,155	10,543
85235130	STORAGE DEVICES CONT. SOFTWARE	634,633	25,886
85235190	OTH SEMICONDUCTOR MEDIA	21,701	28,061
85235210	SIM CARDS	438,602	224,759
85235220	MEMORY CARDS	393,943	107,936
85235290	OTHER SMART CARDS	66	204,839
85235910	PROXIMITY CARDS AND TAGS	85,639	105,738
85235990	OTHER SEMICONDUCT MEDIA	8,030	9,086
85238010	DATA/SOUND RECORDED AUTO.DPM	-	141
85238020	GRAMOPHONE RECORDS	-	32
85238030	INFORMATION TECH SOFTWARE	-	2,525
85238040	EDUCATIONAL VIDEO TAPES	-	5
85238050	DIGITAL QURAN	24	1,982
85238090	OTH MEDIA FOR RECORDING SOUND	49,968	12,859
85255010	DIG-RADIO/MOBILE N-WORKS SYST	439	1,465
85255020	TV BROADCAST TRANSMITTER	11,389	87

PCT CHAPTER WISE BREAKUP OF IMPORTS

Rs. In Thousands

HSCODE	COMMODITY	Jul-Sep	Jul-Sep
		2017-18	2018-19
	ELECTRICAL MACHINERY,EQUIP,PARTS		
85255030	COMMUNICATION JAMMING EQUIP	3,229	-
85255040	WIRELESS MICROPHONE	1,270	307
85255090	OTHER TRANSMISSION APPARATUS	11,887	36,828
85256010	BLUE TOOTH CONN TO DP MACHINE	963	1,687
85256030	MODEMS FOR TRANSMISSION APPARA	32,544	252,470
85256050	OTH SATELLITE COMMUNICAT EQUIP	281	-
85256060	VEHICLE TRACKING SYSTEM	49,990	40,953
85256090	OTH TRANSMISSION RECEPTION APP	64,765	36,925
85258010	CLOSE CIRCUIT TV CAMERAS	130,269	187,068
85258020	MULMEDIA STILL/VIDEO CAMERA	1,235	462
85258030	TELEVISION CAMERAS	1,496	56
85258040	DIGITAL CAMERAS	34,896	59,211
85258050	VIDEO CAMERA RECORDERS	7,232	1,315
85258090	OTH TV/VIDEO/DIGITAL CAMERA	150,935	99,897
85261000	RADAR APPARATUS	31,594	156,632
85269100	RADIO NAVIGATIONAL AND APPARATUS	10,525	39,527
85269200	RADIO REMOTE CONTROL APPARATUS	516	1,341
85271200	POCKETSIZE RADIOCASSETE PLAYER	40	121
85271900	OTHER RADIO/BROADCAST/RADIO TELEPHONY/TELEGRAPHY	9,365	3,982
85272110	RADIO-BROA RECE FOR VEH-H-8703	26,715	12,759
85272190	OTH REC COMB W/SOUND RECO APPA	799	177
85272910	OTH RADIO B-RECEIVE VEH H-8703	51,961	53,848
85272990	OTH RADIO APPA CAPABLE OF REC	166	159
85279910	MODEMS FOR SUND RECOD APPA	-	36
85279990	OTH REPROD APPA COMBIN W-CLOCK	396	762
85284200	OTH MONITOR	379	2,239
85284900	OTH CATHODE-RAY TUBE MONITORS	112,881	4,634
85285200	OTH MONITOR DATA PROCESSING SY	130,272	339,058
85285900	OTHER MONITORS	89,461	33,189
85286210	MULTIMEDIA PROJECTOR	91,430	58,671
85286290	OTH MULT PROJ FOR DP H 84.71	2,900	5,026
85286900	OTHER PROJECTORS FOR DP H84.71	63,244	24,842
85287110	TV SETS	7,570	13,445
85287190	OTH RECEPTION APPARATUS,(S-S)	5,451	5,344
85287211	LIQUID CRYSTAL DISPLAY(LCD) TV	18,152	119,675
85287213	LCD,LED, OLED TV IN CKD/SKD	-	858,407
85287219	OTH COLOR TV SETS	2,290,361	535,157

PCT CHAPTER WISE BREAKUP OF IMPORTS

Rs. In Thousands

HSCODE	COMMODITY	Jul-Sep	Jul-Sep
		2017-18	2018-19
	ELECTRICAL MACHINERY,EQUIP,PARTS		
85287290	OTH RECEPTION APPARAT COLOUR	120,766	69,893
85287300	OTH BL&WHITE/MONOCROME R-APA	367	31
85291010	PARTS ACCESSORIES FOR CABLE,TV/SATELLITE RECEIVER	11,594	15,322
85291020	LNB ACTUATORS	20,780	25,794
85291090	OTH AERIALS/AERIAL REFLECTORS	21,640	29,511
85299020	T.V. TUNERS	7,303	4,929
85299030	T.V. COVERTER BOX	127	291
85299090	OTH CABLE TV/SATELLITE EQUIPMENT/APPARATUS HEADING 85.25-85.28	498,519	872,886
85301000	ELECTRICAL SIGNALLING EQUIPMENT FOR RAILWAY/TRAMWAY	303,378	19,771
85308000	OTHER SIGNAL EQUIPMENT EL ECTRICAL TRAFFIC CONTROL	588,170	159,439
85309000	PARTS OF EQUIPMENT HEAD 85.30	33,740	27,069
85311000	BURGLAR/FIRE ALARMS/SIMILAR APPARATUS	105,418	241,351
85312000	INDICATOR PANELS INCORPORATING LCD(LIQUID CRYSTAL DEVICE)/LED(LIGHT EMITTING DIO	76,865	92,286
85318000	OTHER APPARATUS	27,192	29,469
85319010	PANIC BUTTON	1,311	2,738
85319020	PARTS OF APPARATUS SUBHEAD 8531.2000	13,115	33
85319090	OTHER PARTS ELECTRIC-SOUND/VISUAL SIGNALLING APPARATUS	36,871	34,865
85321000	FIX ED CAPACITORS FOR 50/60 HZ CAPACITY NOT <0.5KVAR(POWER CAPACITORS)	35,239	67,516
85322100	TANTALUM, FIXED CAPACITOR	384	878
85322200	ALUMINIUM ELECROLYIC FIXED CAPACITORS	1,872	1,127
85322300	CERAMIC DIELECTRIC,SINGLE-LAYR FIXED CAPACITORS	2,984	3,156
85322400	CERAMIC DIELECTRIC MULTI-LAYER FIXED CAPACITORS	11,339	26,420
85322500	DIELECTRIC OF PAPER OR PLASTIC FIXED CAPACITORS	2,915	4,938
85322900	OTHER FIXED CAPACITORS	79,472	111,409
85323090	OTH VARIA/ADJUST(PRE-SET) CAPA	3,313	13,738
85329010	CAPACITERS DECKS WITH TERMINAL	1,577	340
85329020	TERMINAL OF ELETRIC-CAPACITERS	4,381	7,275
85329090	OTHER PARTS OF ELECTRIC- CAPACITORS	7,757	6,699
85331000	FIXED CARBON RESISTORS COMPOSITION/FILM TYPE	32,094	72,505
85332100	OTHER FIXED RESISTOR CAPACITY NOT > 20 W	8,079	2,409
85332900	OTHER FIXED RESISTORS	68,392	22,182
85333100	WIRE WOUND RESISTOR CAPACITY NOT >20 W	5,081	6,173
85333900	OTHER WIRE WOUND VARIABLE RESISTORS	16,862	23,862
85334000	OTHER VARIABLE RESISTORS INCLUDING RHEOSTATS AND POTENTIOMETERS	30,057	45,067
85339000	PARTS FOR ELECTRICAL RESISTORS	2,776	968
85340000	PRINTED CIRCUITS	114,470	248,545
85351000	FUSES FOR VOLTAGE >1000 VOTTS	24,589	52,371

PCT CHAPTER WISE BREAKUP OF IMPORTS

Rs. In Thousands

HSCODE	COMMODITY	Jul-Sep	Jul-Sep
		2017-18	2018-19
	ELECTRICAL MACHINERY,EQUIP,PARTS		
85352110	AUTOMATIC CIRCUIT-BREAKERS UPTO 17.5 KV	168,507	133,295
85352190	OTHER AUTOMATIC CIRCUIT-BREAKER OF VOLTAGE <72.5 KV	28,431	1,734
85352900	OTHER AUTOMATIC CIRCUIT BREAKER	509,015	198,792
85353010	ISOLATING SWITCH FOR VOLTAGE UPTO 145 KV	78,859	164,667
85353090	OTHER ISOLATING/ MAKE & BREAK SWITCHES	17,315	94,647
85354010	VOLTAGE LEMITERS UPTO 245 KV	15,724	385,804
85354090	OTHER VOLTAGE LIMITERS/ARRESTORS	14,412	9,217
85359000	ELECTRIC APPARATUS FOR SWITCHING/PROTECTING ELECTRIC CIRCUITS>1000 VOLTS	490,188	158,457
85361010	FUSES FOR CAR/VEH <1000 VOLT	-	9,230
85361090	OTH FUSES FOR VOLTAGE <1000 VO	46,355	38,526
85362010	AUTO CIRCUIT BREAKER>10AMP	626,492	613,919
85362020	AIR CIRCUIT BREAKER MULTIPHASE	76,677	107,566
85362090	OTHER AUTO CIRCUIT BREAKERS	228,455	106,189
85363000	OTHER APPARATUS PROTECTING ELECTRIC CIRCUITS	157,339	193,497
85364110	RELAYS FOR VEH/CAR NOT>60V	-	12,729
85364190	RELAYS FOR VOLTAGE NOT>60V	35,117	17,613
85364910	OTHER, RELAYS FOR VEH/CAR	-	816
85364990	OTHER, RELAYS	558,781	259,478
85365010	PRESSURE SWITCHES	30,181	41,530
85365021	IGN SW W/O STEA LOC CAR H-8703	26,271	31,694
85365022	NENTRAL SAFETY SW,VEH-H 8701	2,636	3,310
85365029	OTHER SWITCHES	40,427	30,018
85365091	DOOR SW M-CAR H-8703,VEH-H8704	37,579	54,004
85365099	OTH SOCK,LAMP HOLD NOT>1000VOL	178,307	154,632
85366100	LAMP HOLDERS	21,060	28,431
85366910	PLUGS&SOCKET PINS 16& ABOVE	72,231	67,786
85366990	OTH ELEC SWITCH,RELAYS,FUSES	392,286	397,708
85367000	CONNECTORS FOR OPTICALFIBRES	25,654	23,545
85369010	WAFER PROBERS ELECTRICAL	12,125	3,960
85369030	MAGNETIC CONTRACTOR/THERMAL PROTECTORS FOR MOTORS	108,809	108,391
85369090	OTHER ELECTRICAL APPARATUS SWITCH/PROTECTING ELECTRICAL CIRCUITS	523,723	432,990
85371010	FUSE BOX VEH H-8711NOT >1000 V	96	244
85371020	FUS BOX OTH CAR/VEH NOT >1000V	25,140	36,517
85371090	OTH BOARDS, PANELS, CONSOLES	4,208,745	2,675,396
85372000	BODIES,CONSOLE ETC VOLTAGE >1000V	1,223,370	1,016,022
85381000	BOARD,PANELS GOODS HEAD 85.37	140,117	79,020
85389010	VACCUM INTERRUPTERS CIRCUIT BREAKER	7,209	4,698

PCT CHAPTER WISE BREAKUP OF IMPORTS

Rs. In Thousands

HSCODE	COMMODITY	Jul-Sep	Jul-Sep
		2017-18	2018-19
	ELECTRICAL MACHINERY,EQUIP,PARTS		
85389090	OTHER PARTS HEAD 8535,8536,8537	694,505	934,310
85391000	SEALED BEAM LAMP UNITS	46,870	36,651
85392110	AUTO BULBS	87,633	81,181
85392190	OTHER TUNGSTEN HALOGEN LAMPS	29,869	24,902
85392200	OTHER LAMPS 200W FOR VOLTAGE>100V	19,006	25,061
85392910	BULBS FOR AUTOMOTIVE VEHICLES	8,359	7,736
85392920	BULBS FOR FLASH LIGHT	26	40
85392990	OTHER FILAMENT LAMP EXCLUDING ULTRA VIOLET /INFRARED/ARC LAMPS	70,692	50,355
85393110	FLORESCENT CATHOD ENERGY SAV L	980,262	156,328
85393120	FLORESCENT CATHOD ENERGY SAV T	40,474	46,811
85393190	OTH.DISCHARGE FLORESCENTLAMPS	23,024	22,030
85393210	MERCURY OR SODIUM VAPOUR LAMPS	8,457	460
85393220	ENERGY SAV. TUBE(MERCURY/SODIM	590	63
85393290	OTH.MERC,SODI,METAL HALID LAMP	19,536	28,841
85393900	OTH MERCURY/SOD VAPOR LAMP	2,904	12,665
85394100	ARC-LAMPS (ELECTRIC)	3,656	1,719
85394910	INFRA-RED LAMPS	2,123	1,496
85394920	ULTRA-VOILET LAMPS	8,750	12,406
85395010	LED LAMP BULB	1,933,517	1,649,038
85395020	LED LAMP TUBE	97,876	111,991
85399010	TUNGSTEN FILAMENT FOR 6,12,24V	18,681	32,516
85399020	LEAD WIRE/BASE CAP FOR-AUTO BULBS & TUBELIGHTS	33,926	64,754
85399030	PARTS OF ENERGY SAVING LAMPS	77	2,988
85399040	PARTS OF ENERGY SAVING LAMPS	64,362	25,395
85399090	OTHER PART ELECTRIC FILAMENT OR DISCHARGE LAMPS	17,778	111,325
85404000	DATA/GRAPHIC DISPLAY TUBE,COLO	4	14
85406000	OTHER CATHODE-RAY TUBES	511	-
85407100	MAGNETRONS	123,780	241,279
85407900	OTHER,MICROWAVE TUBE,CARCINOTRONS	102	84
85408100	RECEIVER OR AMPLIFIER VALVES/TUBES	935	186
85408900	OTHER VALVES AND TUBES,N.S.	1,045	728
85409900	OTH PARTS OF HEADING NO.85.40	879	138
85411000	DIODES,OTHER THAN PHOTOSENSITIVE OF LIGHT EMITTING DIODES	56,069	97,607
85412100	TRANSISTOR OTHER THAN PHOTOSENSITIVE	3,826	3,732
85412900	OTHER TRANSISTOR DISSIPATION RATE OF <1W	35,362	25,744
85413000	THYRISTORS DIACS AND TRIACS	3,301	6,642
85414000	PHOTOSENSITIV SEMICONDUCTOR DEVICES	5,665,286	12,167,196

PCT CHAPTER WISE BREAKUP OF IMPORTS

Rs. In Thousands

HSCODE	COMMODITY	Jul-Sep	Jul-Sep
		2017-18	2018-19
	ELECTRICAL MACHINERY,EQUIP,PARTS		
85415000	OTH SEMICONDUCTOR DEVICES	36,890	16,852
85416000	MOUNTED PIEZO-ELECTRIC CRYSTAL	10,744	35,963
85419000	PARTS OF APPARATUS OF H-85.41	6,233	10,013
85423100	PROCESSORS & CONTROLLERS	113,360	136,562
85423200	MEMORIES	5,617	17,982
85423300	AMPLIFIERS	7,493	15,359
85423900	OTH ELECTRO INTEGRATED CIRCUIT	238,836	206,401
85429000	PARTS OF THE HEADING NO.85.42	33,132	37,805
85431000	PARTICLES ACCELERATORS	43	-
85432000	SIGNAL GENERATORS	2,704	6,396
85433000	MACHINES&APPARATUS FOR ELECTROPLATING, ELECTROLYSIS OR ELECTROPHORESIS	35,233	55,280
85437010	REMOTE CONTROL	186,398	238,688
85437020	INFRARED INSECT KILLER	31,092	32,669
85437030	ULTRAVIOLET INSECT KILLER	14	1,111
85437090	O-MCH/APPA-INDIVIDUAL FUNCTION	1,019,275	802,856
85439010	PART MACH 8543.1900&8543.2000	14,386	570
85439090	OTH PART ELEC MACH&APPLIANCES	69,338	72,500
85441110	ENAMELLED WIRE WITH NYLON COVER	16,453	4,462
85441190	OTHER ENAMELED COPPER WIRE	101,889	54,450
85441900	OTHER WINDING WIRE OF COPPER	105,769	153,246
85442000	CO-AXIAL CABLE & CONDUCTORS	246,962	225,178
85443011	WIRING/CABLE CAR/VEH-8703,4,11	52,563	2,052
85443012	WIRING/CABLE SETS VEH-H-8701,2	360	-
85443019	OTH IGN WRIN SET VEH/SH/A-CRFT	30,583	50,878
85443090	OTH WRING SET VEH/SHIP/A-CRAFT	22,063	238,766
85444210	COMPUTER LEADS WITH CONNECTOR	46,811	89,013
85444221	WIRI,CABLE SETS VEH-8703,04,11	2,301	2,174
85444222	WIRIN,CABLE SET VEH-8701,02,04	-	30
85444229	OTH WIRING SETS VEH-UPTO1000V	2,033	413
85444290	OTH CABLE SETS VEH-UPTO 1000V	299,446	350,979
85444910	ELECTRIC TETEPHONE CABLES	18,512	793
85444920	MULTI CORE,FLEXIBLE CABLE-COPP	59,956	128,163
85444990	OTH ELECTRIC CONDUCTORS VOLTAGE >80V BUT NOT>1000V	1,575,561	2,099,975
85446010	OTH EL CON FOR VOLTAGE >1000V	990,087	2,082,362
85446090	OTH EL CON FOR VOLTAGE	-	2,089,234
85447000	OPTICAL FIBRE CABLES	644,178	201,762
85451100	ELECTRODES USED IN FURNACES	54,484	161,666

PCT CHAPTER WISE BREAKUP OF IMPORTS

Rs. In Thousands

HSCODE	COMMODITY	Jul-Sep 2017-18	Jul-Sep 2018-19
	ELECTRICAL MACHINERY,EQUIP,PARTS		
85451900	OTHER ELECTRODES	2,914	4,560
85452000	CARBON BRUSHES	19,958	23,647
85459010	OTHER CARBON MOTOR VEHICLE/TRACTOR	7	2,056
85459020	CARBON RODS DRY BATTERY CELLS	2,247	10,488
85459090	OTHER LAMP CARBON&CARBON ARTICLE	15,503	2,944
85461000	EELECTRICAL INSULATOR OF GLASS	747	-
85462000	EELECTRICAL INSULATOR CERAMICS	635,043	20,141
85469000	OTHER ELECTRICAL INSULATORS OTHER THAN GLASS,CERAMICS	56,715	48,440
85471000	INSULATING FITTINGS OF CERAMIC	75,906	117,543
85472000	INSULATING FITTINGS OF PLASTIC	4,015	67,784
85479000	OTHER INSULATING FITTINGS OF PLASTICS/CERAMICS	88,283	397,547
85481010	BATTERIES PLATES	13,386	3,923
85481090	OTH SCRAP OF CELL,BATTERY	419,528	440,669
85489000	OTHER,PARTS ELECTRIC MACHINE/APPARATUS NES	1,923	2,286
	TOTAL ELECTRICAL MACHINERY,EQUIP,PARTS	117,024,682	112,596,930
	RAILWAY, LOCOMOTIVE, ROLLING STOCK		
86021000	DIESEL ELECTRIC LOCOMOTIVES	4,796,286	-
86029000	OTHER,RAIL LOCOMOTVE,LOCOMOTIVE TENDERS	1,480	-
86031000	RAILWAY,TRAMWAY POWRD EXT ELEC	685,069	-
86040000	RAILWAY/TRAMWAY MAINTENANCE OR SERVICE VEHICLE	10,662	218,421
86063000	SELF DISCHARGING VANS,WAGONS	732,478	-
86069900	OTHER RAILWAY,TRAMWAY GOOD VAN/WAGONS(NSP)	1,059,004	-
86071900	OTHER INCLUDING PARTS AXELS/WHEEL	323,276	3,838
86072100	AIR BRAKES AND PARTS THEREOF	7,011	711
86072900	OTHER BRAKES LOCOMOTIVE&PARTS THEREOF	63,000	77
86073000	HOOKS,COUPLIN DEVICES,BUFFERS	-	1,173
86079100	OTHER PARTS OF LOCOMOTIVES	1,325,704	883,084
86079900	OTHER RAILWAY LOCOMOTIVE STOCK PART	101	-
86080000	RAILWAY/TRAMWAY TRACK FIXTURES	453,563	428,069
86090000	CONTAINERS DESIGNED &EQUIPPED FOR CARRIAGE BY 1 OR MORE MODES OF TRANSPORT	78,099	105,777
	TOTAL RAILWAY, LOCOMOTIVE, ROLLING STOCK	9,535,733	1,641,150
	VEHICLES OTHER THAN RAILWAY, ROLLING STOCK		
87011090	OTHER PEDESTRIAN CONTOLLED TRACTORS	911	-
87012010	ROAD TRACTOR CKD/SKD CONDITION	1,871,741	457,162
87012020	ROAD TRACT-S-TRALIER CBU<280hp	248,849	258,731
87012030	R-TRACTOR ANY KIT FORM-280HP/>	1,313,481	1,943,359

PCT CHAPTER WISE BREAKUP OF IMPORTS

Rs. In Thousands

HSCODE	COMMODITY	Jul-Sep	Jul-Sep
		2017-18	2018-19
	VEHICLES OTHER THAN RAILWAY, ROLLING STOCK		
87012040	PEDEST CONT TRACTOR CBU>280HP	144,055	1,575,881
87012090	OTHER ROAD TRACTOR SEMI-TRAILER	15,685	-
87013090	OTHER TRACK-LAYING TRACTORS	100,300	-
87019100	TRACK LAYING TRACTOR <18 KW	-	710
87019290	OTH TRACT,ENG CAP>26 KW <37 KW	18,074	18,766
87019320	AGRICULTURE TACTOR-37 TO 75KW	1,279,362	1,001,806
87019390	OTHER TRACTORS 37 TO 75 KW	11,499	-
87019400	AGR TRACT,ENG CAP>75 KW<130 KW	36,140	-
87021010	MOTOR VEHICLE DIESEL ENGINE CKD/SKD CONDITION OF 10 PERSONS	1,721,215	1,561,573
87021090	OTHER MOTOR VEHICLE DIESEL ENGINE 10-PERSON	1,457,792	1,872,746
87029090	OTHER MOTOR VEHICLE DIESEL ENGINE	224,866	275,963
87031000	MOTOR VEHICLE FOR TRAVEL ON SNOW/ICE/SLD	12,136	11,953
87032111	COMP VEH,IN AKF,800CC,SP-IGNI	2,490,661	2,959,424
87032112	COMPONENTS,MINI VAN VEH,IN AKF	1,461,766	1,373,413
87032113	MINI VANS (CBU)	1,538,927	1,482,907
87032114	C-ASSEM/MANUF AU-RICKSHAW, AKF	166,771	252,141
87032119	OTH VEH CY-CAPACITY NOT>800CC	3,995,176	2,177,059
87032191	COMPEN VEH,IN AKF,800 -1000CC	6,135,691	7,200,135
87032193	4X4 VEHICLES (CBU), 800-1000CC	-	17,490
87032194	COPM.A/M.MINI VAN AKF 800-1000	134,769	175,521
87032195	MINI VAN (CBU) 800CC-1000CC	24,321	33,045
87032199	OTH VEHICLES, 800CC TO 1000CC	2,080,159	1,061,581
87032210	VEHICLE 1000-1300CC CKD/SKD CONDITION	4,594,937	8,554,952
87032220	OTHER MOTOR VEHICLE 1000-1300CC	171,140	60,553
87032240	OTHER MOTOR VEHICLE >1300-1500CC	186,356	3,979
87032290	OTH VEH CYL-CPA 1000-1500CC	3,917,701	647,607
87032311	COMPEN VEH,IN AKF1500-1800CC	4,777,834	6,920,242
87032319	OTH VEHICLE CYC 1500-3000CC	1,016,066	235,681
87032321	COMPEN VEH,IN AKF1800-3000CC	1,552,910	1,275,271
87032322	COPM.A/M.SPORTS VEH.1800-3000	-	9,294
87032323	SPORTS VEH(SUS.4X4)1800-3000	2,398	6,066
87032329	OTH VEHICLE CYC 1800-3000CC	1,017,195	806,627
87032490	OTH VEHICLE CYC EXCE- 3000CC	1,673,200	1,356,224
87033129	OTH VEH(DIES ENG)CY-800-1000CC	-	1,263
87033219	OTH VEH,CYC-1500-2500CC-DIESEL	1,514	-
87033222	COMP VH(SPORT-DI)1800-2500-AKF	3,429	-
87033223	SPORTS UTILITY VEHIC (SUVS 4X4	-	46,361

PCT CHAPTER WISE BREAKUP OF IMPORTS

Rs. In Thousands

HSCODE	COMMODITY	Jul-Sep	Jul-Sep
		2017-18	2018-19
	VEHICLES OTHER THAN RAILWAY, ROLLING STOCK		
87033229	OTH VEH 1500-2500&1800-2500CC	-	35,315
87033310	COMP INDUS VEH>2500CC,AKF-DIES	-	946,741
87033390	OTH VEH CYC->2500CC,DIESEL	18,156	13,230
87034019	OTH.M.VEH SP.IG&ELEC =800CC	-	237
87034029	OTH VEH SP.IG&ELEC>800=1000C	2,226	379
87034032	VEH.SP.IG&ELEC>1000=1300CC	-	31,931
87034039	OTH.V.SP.IG&ELEC>1000=1300CC	848,129	3,154,444
87034049	OTH.V.SP.IG&ELEC>1500=1800CC	285,086	573,610
87034059	OTH.V.SP.IG&ELEC>1800=3000CC	10,453	53,645
87034069	OTH.VEH.SP.IG&ELEC>3000CC	38,874	9,267
87035039	OTH.V.DIES&ELEC>1000=1500CC	20,174	111,494
87035049	OTH.V.DIES&ELEC>1500=1800CC	5,942	33,653
87035059	OTH.V.DIES&ELEC>1800=2500CC	27,468	194,353
87035069	OTH.V.DIES&ELEC>1800=2500CC	2,550	23,473
87036039	OTH.VH.SP.IG&ELE CH>1000=1300C	13,119	-
87036049	OTH.VH.SP.IG&ELE CH>1500=1800C	3,673	-
87036059	OTH.VH.SP.IG&ELE CH>1800=3000C	141,109	52,460
87036069	OTH.VEH.SP.IG&ELE CHRGE>3000C	21,292	29,289
87037039	OTH.V.DIES&ELE CHRGE>1000=1500	659	-
87038090	OTH.V. WITH ONLY ELEC. MOTOR	3,650	11,732
87039000	OTHER MOTOR CAR/MOTOR VEHICLE FOR PERSONS	12,858	88,450
87041010	DUMP TRUCKS WITH LIMITED SPEED	-	108,430
87041090	OTH MOTOR VEHICLES FOR GOODS	833,445	472,077
87042110	OTHER VEHICLE DIESEL G.V.W<5 TON CKD/SKD CONDITION	1,874,806	3,377,815
87042190	OTHER VEHICLE DIESEL G.V.W < 5 TON	745,553	570,225
87042211	CA,VEH GOODS,AKF,5-8-TON,DIESE	1,449,165	2,518,010
87042212	GVW>5TON <8TON CBU 2 AXLE	26,279	-
87042214	GVW>5TON<8TON HYB.ELEC.VEH.CBU	-	570
87042219	OTH VEH FOR GOODS 5-20 TON,DIE	4,703	133,652
87042291	CA,VEH GOODS,AKF,5-20-TON,DIES	2,205,024	1,658,237
87042292	GVW >8TON <20TON CBU 2 AXLE	1,665	3,933
87042293	GVW >8TON <20TON CBU ABOVE 2 A	105,181	13,210
87042299	OTH ,VEH GOODS,5-20-TON,DIESEL	27,172	169,201
87042310	VEHICLE >20 TONNES CKD/SKD DIESEL	126,255	840,254
87042330	GVW EXCEED 20TON CBU ABOVE 2 A	800,364	945,220
87042390	OTHER VEHICLE DIESEL >20 TONNES	87,153	-
87043110	VEHICLE NOT EXCEEDING 5 TONNES CKD/SKD	1,283,190	1,267,120

PCT CHAPTER WISE BREAKUP OF IMPORTS

Rs. In Thousands

HSCODE	COMMODITY	Jul-Sep	Jul-Sep
		2017-18	2018-19
	VEHICLES OTHER THAN RAILWAY, ROLLING STOCK		
87043120	COPM.AS/MU. MINI CARGO VAN.AKF	-	118,812
87043130	MINI CARGO VAN(CBU)	1,803	-
87043140	COPM.A/M.3-WH CARGO LOADER.AKF	198,337	337,272
87043150	3-WHEELER CARGO LOADER(CBU)	84,017	62,831
87043190	OTHER VEHICLE NOT EXCEEDING 5 TONNES	60,001	61,608
87043210	VEHICLE EXCEEDING 5 TONNES CKD/SKD CONDITION	-	2,337
87051000	CRANE LORRIES	511,167	334,592
87052000	MOBILE DRILLING DERRICKS	-	281,469
87053000	FIRE FIGHTING VEHICLES	165,856	217,235
87054000	CONCRETE-MIXER LORRIES	282,804	286,332
87059000	OTHER SPECIAL PURPOSE MOTOR VEHICLE	541,487	122,056
87071000	BODIES/CABS,VEHICLE OF HEADING 87.03/MOTOR-CARS	32,035	5,116
87079010	BODIES M-VEH H-87042190&3190	22	-
87079090	BODIES OTH M-VEH H-8701 TO 8705	28,870	1,695
87081010	BUMPERS(SHEET METAL)FOR VEHICLES OF SUB-HEADING 8701.2020, .2090, .9040 & .9060	523	1,151
87081020	FR/RE BUMPERS ETC M-CAR H-8703	14,883	16,358
87081090	OTH BUMPERS AND PARTS THEREOF	47,715	96,827
87082110	SAFETY SEAT BELTS M-CAR,H-8703	13,233	13,258
87082120	SAFETY SEAT BELTS VEH,H-8701,4	448	4
87082190	OTHER SAFETY SEAT BELTS	123,575	127,905
87082911	PARTS/ACCE OF BODIES VH-H-8701	651	290
87082919	OTH PARTS /ACC OF BODIES M-VEH	958	3,623
87082920	BODY PARTS, VH-H-87021090,9090	1	48
87082931	AIR OUTLET ASSEMB M-CAR H-8703	229,058	286,481
87082932	BODY PARTS OF VEH H-8703.2113	54,790	62,489
87082939	BODY PARTS OF VEH H-8703.2190	2,210,274	3,508,790
87082941	BODY PARTS OF VEH H-8704.2190	3,202	2,917
87082942	BODY PARTS OF VEH H-8704.2219	-	48
87082949	BODY PARTS OF OTH VEHICLES	28,222	20,327
87082990	PARTS/ACC M-VEH H-8701 TO 8705	136,381	153,083
87083010	BRAKES VEH H-87032115-87043190	11,988	15,858
87083020	BRAKE PATS H-87021090,9090	31,998	8,468
87083031	BRAKE PART VH-H-87042190&.3190	1,889	1,392
87083032	BRAKE- P V-8704.2219,2299,2390	-	168
87083039	OTH BRAKE PATS VH-H-8704.22&23	99,058	93,541
87083090	OTHER BRAKE PATS OF OTHER VEH	289,607	182,834
87084010	GEAR BOXES FOR AGRI-TRACTOR	128	558

PCT CHAPTER WISE BREAKUP OF IMPORTS

Rs. In Thousands

HSCODE	COMMODITY	Jul-Sep	Jul-Sep
		2017-18	2018-19
	VEHICLES OTHER THAN RAILWAY, ROLLING STOCK		
87084090	OTHER GEAR BOXES FOR VEHICLE	926,905	1,005,982
87085010	BUILT UP DRIVE AXE VH-8701,2,4	21,672	38,064
87085020	BUILT UP DRIVE AXEL AGRI-TRACT	34,598	29,442
87085090	DRIVE AXLES WITH DIFFERENTIAL	209,708	131,443
87087010	ROAD WHEELS,RIMS-CARS H-8703,4	73,851	56,000
87087020	ROAD WHE,RIM,VEH-8701,2,4(6X2)	334,445	136,707
87087090	OTH ROAD WHEELS,PARTS & ACCE	157,497	148,574
87088010	SUSPE S-ABSORBERS CARS 87.03,4	23,932	21,842
87088020	PIN FOR SHOCK ABSORB (4X2 VEH)	671	129
87088090	OTH SUSPENSION SHOCK-ABSORBERS	411,528	525,177
87089110	RADIATORS WITH ALUMINUM CORE	17,794	14,908
87089120	RADI O/TH ALU CORE CAR-8703,4	2,296	6,626
87089130	RADI O/T ALU CORE VH-8701,4*4	46	3
87089190	OTH PARTS AND ACCESSORIES	84,461	110,220
87089210	SILENCERS,EXH-PIPE CAR 87.03,4	6,399	6,913
87089220	SILENCER,EXH-PIPE VEH-8701,2,4	224	12
87089290	OTH SILENCER AND EXH-PIPE	8,472	8,814
87089310	UPP/LOWER PLA CLUCH CAR 8703,4	1,847	3,711
87089320	LOWER PLATE CLUCH VH-87032193	-	1,234
87089390	OTH CLUTCHES AND PARTS VEH	86,528	98,590
87089410	STEERING WHEELS M-CARS 8703,4	3,066	1,173
87089420	STEERING GEARS CAR-8703-800CC	75	4
87089490	OTH STEERING WHEELS/BOXES	266,873	278,497
87089500	SAFETY AIRBAGS INFLATER SYSTEM	589	1,130
87089910	O-PART VEH H-87012020,90,40,60	110,347	1,439
87089920	COMPONEN FOR VEH-87021090&9090	42	-
87089930	COMPONENTS MOTOR CAR H-8703	58,661	104,868
87089940	COMPONENTS VH-87042190,3190	13,215	19,426
87089950	COMPONEN VH-87042219,2290,2390	-	113
87089990	PARTS & ACCESSORIES OF MOTOR VEHICLES	1,930,705	2,432,888
87091100	WORK TRUCKS SELF-PROPELLED ELECTRICAL	5,612	3,057
87091900	OTHER WORK TRUCK SELF PROPELLED NOT-FITTED WITH LIFTING/HANDLING EQUIPMENT	58,669	69,176
87099000	PARTS,H-NO.87.09 OF WORK TRUCK	827	3,494
87100010	ARMOURED CASH CARRYING VEHICLE	69,804	5,487
87100090	TANKS,OTH ARMOUD FITGHING VEH	15	-
87111090	OTHER MOTOR CYCLE NOT EXCEEDING 50CC	1,979	31
87112010	MOTOR CYCLE 50-250 CC CKD/SKD CONDITION	2,716,570	3,438,899

PCT CHAPTER WISE BREAKUP OF IMPORTS

Rs. In Thousands

HSCODE	COMMODITY	Jul-Sep	Jul-Sep
		2017-18	2018-19
	VEHICLES OTHER THAN RAILWAY, ROLLING STOCK		
87112090	OTHER MOTOR CYCLE CAPACITY 50-250CC	42,963	56,813
87113020	MOTOR CYCLE IN CKD/SKD CONDITION	79,061	-
87113090	OTH MOTOR CYCLES,OF A CYLINDER	122,579	3,433
87114090	OTH MOTORECYCLE 500-800CC	60,451	25,379
87115090	OTH MOTORCYCLE EXCEDING 800CC	29,791	52,800
87116090	OTH. ELECTRIC M.CYLCLE	3,146	551
87119010	OTHER MOTOR CYCLE ,CKD/SKD CONDITION	116	-
87119090	OTHER MOTOR CYCLE/MOPEDS	493	146
87120000	BICYCLES,OTHER DELIVERY TRICYCLES, NOT MOTORISED	295,493	233,298
87131000	CARRIAGES FOR DISABLED PERSONS, NOT MECHANICALLY PROPELLED	109,830	204,656
87139000	OTHER INVALID CARRIAGES MOTORISED	4,280	9,779
87141010	SADDLES OF MOTORCYCLES,MOPEDS	-	3
87141020	COMPONNENT FOR VEHICLE-H-8711	571,450	436,201
87141030	DRUM GEAR SHIFT OF VEHI-H-8711	32,378	35,504
87141040	COMPONENTS FOR VEH HEAD 87.11	168,997	189,293
87141090	OTH PART ACC VEH H-87.11-87-13	1,372,025	1,337,637
87142000	PART ACCESSORIES OF CARRIAGES FOR DISABLED PERSONS	532	873
87149100	FRAMES,FORKS & PARTS THEREOF	750	589
87149200	WHEEL RIMS AND SPOKES	6,366	7,308
87149310	FREE WHEEL SPRO BICYCLE H-8712	20,460	36,243
87149390	OTH FREE WHEEL SPROCK BICYCLE	172	3,991
87149400	BRAKES,COASTER BRAKING HUBS,HUB BRAKES,& PARTS THEREOF	7,845	9,271
87149500	OTHER, SADDLES	14,390	12,811
87149600	PEDALS,CRANK-GEAR,& PARTS THEREOF	1,763	1,620
87149900	OTHER,PARTS AND ACCESSORIES	78,790	52,835
87150000	BABY CARRIAGES & PARTS THEREOF	32,675	22,242
87161090	OTH TRAILER/S-TRAILER CRV TYPE	1,763	3,907
87162090	OTH SELF-LOADING/UN-AG-TRAILER	-	126
87163190	TRAILERS FOR TRANSPORT GOODS	9,945	22,272
87163990	OTH TRAILERS/SE-TRAILERS GOODS	180,579	284,273
87164090	OTH TRAILERS & SEMI -TRAILERS	6,153	36,495
87168010	COMPO FOR OTH VEH IN ANY KIT-F	13	84
87168090	OTHER VEH NOT MANHNICALLT PROP	58,406	29,522
87169000	PARTS,TRAILER SEMI-TRAILER, H87.16	66,442	296,305
	TOTAL VEHICLES OTHER THAN RAILWAY, ROLLING STOCK	72,649,401	81,615,249
	AIRCRAFT, SPACECRAFT AND PARTS THEREOF		

PCT CHAPTER WISE BREAKUP OF IMPORTS

Rs. In Thousands

HSCODE	COMMODITY	Jul-Sep	Jul-Sep
		2017-18	2018-19
	AIRCRAFT, SPACECRAFT AND PARTS THEREOF		
88010000	GLIDERS AND HANG GLIDERS	1,104	3,595
88023000	AEROPLANE UNLADEN WEIGHT>2000 BUT NOT >15000KG	-	622,937
88024000	AEROPLANE UNLADEN WEIGHT>15000KG	5,625,837	12,346
88031000	PROPELLERS, ROTORS & PARTS THEREOF	1,350	833
88032000	UNDER CARRIAGES/PARTS THEREOF	4,256	2,625
88033000	OTHER PARTS OF AEROPLANE/HELICOPTER	578,487	132,816
88039000	OTHER PARTS OF H-88.01 OR 88.02	1,638,783	2,013,689
88040000	PARACHUTES AND ROTOCHUTES, PARTS & ACCESSORIES THEREOF	320	145
88051000	AIRCRAFT LAUNCHING GEAR, DECK-ARRESTOR	-	107
88052900	OTHER GROUND FLYING TRAINER, PART	56	-
	TOTAL AIRCRAFT, SPACECRAFT AND PARTS THEREOF	7,850,193	2,789,093
	SHIP, BOATS & FLOATING STRUCTURES		
89011000	CRUISE SHIPS, BOATS FOR PERSONS	5,949	10,775
89019000	OTHER VESSELS FOR PERSONS/GOODS	16,534	-
89031000	INFLATABLE YACHTS & OTHER VESSEL FOR PROCESSING/PRESERVING FISHERY PRODUCTS	3,355	71
89039100	SAILBOATS, WITH/WITH OUT AUXILIARY-MOTOR	-	518
89039200	MOTORBOAT, OTHER THAN OUTBOARD MOTOR-BOATS	3,605	1,548
89039900	OTH INFLATABLE YACHTS	3,509	7,089
89040000	TUGS AND PUSHER CRAFT.	27,410	1,942,552
89071000	INFLATABLE RAFTS	-	147
89079000	OTHER; FLOATING STRUCTURES	31,267	344,896
89080000	VESSEL, FLOATING-STRUCTOR FOR BREAKING UP	6,944,935	5,191,524
	TOTAL SHIP, BOATS & FLOATING STRUCTURES	7,036,564	7,499,120
	OPTICAL, PHOTOGRAPHIC, CINEMATOGRAPHIC, MEASURING, MEDICAL OR SURGICAL INSTRUMENTS AND APPARATUS, PARTS AND ACCESSORIES		
90011000	OPTICAL FIBRES, OPTICAL FIBRE BUNDLES AND CABLES	135,983	380,176
90012000	SHEETS/PLATES OF POLARISING MATERIAL	-	5
90013000	CONTACT LENSES.	10,983	4,844
90014000	SPECTACLE LENSES OF GLASS.	19,493	21,053
90015000	SPECTACLE LENSES OF OTHER MATERIAL	3,437	5,101
90019000	OTHER LENSES, PRISMS, MIRRORS	1,339	18,376
90021100	OBJETIVE LENSES FOR CAMERA/PROJECTORS OR PHOTOGRAPHIC ENLARGERS OR REDUCERS	5,002	4,330
90021900	OTHER OBJECTIVE LENSES.	9,648	6,050
90022000	FILTERS	363	228
90029000	OTHER, MOUNTED OPTICAL ELEMENTS	3,976	4,198
90031100	FRAMES, MOUNTINGS OF PLASTICS	34,655	508
90031900	FRAMES, MOUNTING OF OTHER MATERIAL	37,424	75,998

PCT CHAPTER WISE BREAKUP OF IMPORTS

Rs. In Thousands

HSCODE	COMMODITY	Jul-Sep	Jul-Sep
		2017-18	2018-19
	OPTICAL, PHOTOGRAPHIC, CINEMATOGRAPHIC, MEASURING, MEDICAL OR SURGICAL INSTRUMENTS AND APPARATUS, PARTS AND ACCESSORIES		
90039000	PART FOR FRAMES&MOUNTINGS FOR SPECTACLES	72	383
90041000	SUNGLASSES	228,309	47,785
90049000	OTHER SPECTACLES,GOGGLE&THE LIKE,CORRECTIVE, PROTECTIVE OR OTHER	42,136	24,958
90051000	BINOCULARS	7,307	12,611
90058000	OTHER INSTRUMENTS	4,656	13,390
90059000	PARTS & ACCESSORIES (INCLUDING MOUNTINGS)	416	634
90061000	CAMERA FOR PREPARING PRINTING PLATES OR CYLINDERS	2	-
90064000	INSTANT PRINT CAMERAS	652	26
90065100	CAMERA(SLR-SINGLE LENS REFLEX) FOR ROLL FILM OF WIDTH NOT >35MM	-	99
90065900	OTHER CAMERA PHOTOGRAPHIC NS	1,772	5,364
90066100	DISCHARGE LAMP(ELECTRONIC) FLASHLIGHT APPARATUS	28	324
90066900	OTHER PHOTOGRAPHIC FLASHLIGHT APPARATUS	1,216	887
90069100	PARTS,ACCESSORIES PHOTOGRAPHIC CAMERA	3,095	3,188
90069900	PART,ACCESSORIES PHOTOGRAPHIC FLASHLIGHT APPARATUS	1,732	2,712
90071000	CINEMATOGRAPHIC CAMERAS S-R/RE	3	-
90072000	CINEMATOGRAPHIC PROJECTORS	10,180	1,200
90079100	PARTS,ACCESSORIES FILM CAMERA	303	-
90079200	PARTS,ACCESSORIES FOR FILM PROJECTOR	1,133	455
90085000	PROJECTORS,ENLARGERS&REDUCERS	55	674
90089000	PARTS/ACCESSORIES OF HEADING NO.90.08	696	598
90101000	APPARATUS,EQUIPMENT AUTOMATICALLY DEVELOPING FILM	5,530	14,315
90105000	OTHER APPARATUS EQUIPMENT PHOTO-GRAPHIC LABORATORIES	4,601	24,071
90106000	PROJECTION SCREENS	22,398	19,719
90109000	PART ACCESSORIES OF APPARATUS/EQUIPMENT H-90.10	4,645	6,648
90111000	STEREOSCOPIC MICROSCOPES	16,325	21,794
90112000	OTHER MICROSCOPES,PHOTO-MICROGRAPHY,CINEPHOTOMICROGRAPHY OR MICROPROJECTION	1,033	760
90118000	OTHER MICROSCOPES	87,977	37,769
90119000	PARTS,ACCESSORIES OF OPTCAL MICROSCOPE	3,151	21,503
90121000	MICROSCOPE OTHER THAN OPTICAL MICRO-SCOPES; IFFRACTION APPARATUS	1,027	59,690
90129000	PARTS,ACCESSORIES MICRO-SCOPE OTHER THAN OPTICAL MICROSCOPES;	140	-
90131000	TELESCOPIC SIGHTS FITTING TO ARMS	2,812	848
90132000	LASERS OTHER THAN LASER DIODES	20,518	12,958
90138000	OTHER DEVICES APPLIANCES & INSTRUMENTS	130,600	194,064
90139000	PARTS,ACCESSORIES OF SUB GROUP-90.13	5,180	746
90141000	DIRECTION FINDING COMPASSES	1,920	68
90142000	INSTRUMENTS/APPLIANCES FOR AERONAUTICAL OR SPACE NAVIGATION	87,138	10,333
90148000	OTHER INSTRUMENTS/APPLIANCES (NAVIGATIONAL)	3,599	5,745

PCT CHAPTER WISE BREAKUP OF IMPORTS

Rs. In Thousands

HSCODE	COMMODITY	Jul-Sep	Jul-Sep
		2017-18	2018-19
	OPTICAL, PHOTOGRAPHIC, CINEMATOGRAPHIC, MEASURING, MEDICAL OR SURGICAL INSTRUMENTS AND APPARATUS, PARTS AND ACCESSORIES		
90149000	PART, ACCESSORIES OF SUB GROUP OF 90.14	-	393
90151000	RANGEFINDERS	34,835	2,110
90152000	THEODOLITES AND TACHEOMETERS	5,004	6,749
90153000	LEVELS	12,924	23,394
90154000	PHOTOGRAMMETRICAL SURVEYING INSTRUMENTS/APPLIANCES	404	269
90158000	OTHER INSTRUMENTS AND APPLIANCE	1,081,876	341,060
90159000	PARTS AND ACCESSORIES OF SUB GROUP 90.15	160,374	38,564
90160010	BALANCES, ELECTRONIC	15,318	7,860
90160090	OTHER BALANCES OF SENSITIVITY OF 5 CG OR BETTER, WITH OR WITHOUT WEIGHTS	3,678	15,890
90171010	TEXTILE GARMENT DESIGNING MACHINES, WITH CAD/CAM/CIM SYSTEM	9,422	3,901
90171090	OTHER TEXTILE GARMENT DESIGNING MACHINES	4,318	6,244
90172000	OTHER DRAWING MARKING OUT/MATHMATICAL CALCULATING INSTRUMENTS	28,193	37,132
90173010	MICROMETERS	3,370	4,107
90173020	CALLIPERS AND GAUGES	13,046	18,052
90178010	MEASURING RODS AND TAPES	39,929	44,884
90178090	OTHER INSTRUMENT FOR MEASURING LENGTH	9,591	13,344
90179000	PARTS/ACCESSORIES OF SUB GROUP 90.17	6,078	1,611
90181100	ELECTRO-CARDIOGRAPHS	53,931	22,358
90181200	ULTRASONIC SCANNING APPARATUS	478,024	251,268
90181300	MAGNETIC RESONANCE IMAGING APPARATUS	248,491	458,897
90181400	SCINTIGRAPHIC APPARATUS	31,748	5,755
90181900	OTHER ELECTRO-DIAGNOSTIC APPARATUS	2,225,878	2,623,915
90182000	ULTRA VIOLET/INFRA-RED RAY APPARATUS	2,090	2,197
90183110	SYRINGES WITH NEEDLES	1,146,109	850,861
90183120	SYRINGES WITHOUT NEEDLES	5,065	20,692
90183200	TUBULAR METAL NEEDLE/NEEDLES FOR SUTURES	95,490	62,032
90183910	DEXTROSE, SALINE INFUSION SETS	14,035	53,427
90183920	DEXTROSE&SALINE INFUSION SET, NEEDLES	321,642	472,993
90183931	SUCTION CATHETER	2,541	1,577
90183933	FOLY'S CATHETER	24,043	28,281
90183939	OTHER CATHETER	387,848	465,710
90183940	CANNULA	320,522	568,826
90183950	SURGICAL NEEDLES	18,867	22,243
90183960	ENDO TRACHEAL TUBE CATHETER	23,874	9,697
90183970	BALLOONS CATHETER	1,511	-
90183990	OTHER NEEDLES, CATHETERS, CANNULA ETC	1,691,627	1,997,583
90184100	DENTAL DRILL ENGINES, DENTAL EQUIPMENT	2,264	1,149

PCT CHAPTER WISE BREAKUP OF IMPORTS

Rs. In Thousands

HSCODE	COMMODITY	Jul-Sep	Jul-Sep
		2017-18	2018-19
	OPTICAL, PHOTOGRAPHIC, CINEMATOGRAPHIC, MEASURING, MEDICAL OR SURGICAL INSTRUMENTS AND APPARATUS, PARTS AND ACCESSORIES		
90184900	OTHER; INSTRUMENT/APPLIANCES USED IN DENTAL SCIENCE	64,306	135,333
90185000	OTHER; OPHTHALMIC INSTRUMENT & APPLIANCES	189,940	102,537
90189010	ANESTHESIA APPARATUS	245,772	122,480
90189020	STETHOSCOPES	39,682	11,119
90189030	SURGICAL SCISSORS	2,334	1,307
90189040	SURGICAL KNIVES	8,782	2,569
90189050	SPHYGMOMANO-METER	110,574	119,578
90189060	INFANT INCUBATORS	20,968	9,625
90189070	FIBRE DIALIZERS	20,402	36,752
90189090	OTHER INSTRUMENT, APPLIANCES USED IN MEDICAL/SURGICAL/VETERINARY	2,495,833	2,292,885
90191000	MECHANO-THERAPY, MESSAGE/PSYCHOLOGICAL APTITUDE TESTING APPARATUS	73,615	57,238
90192010	OXYGENATOR WITH ACCESSORIES	153,106	109,359
90192030	ACROSOL THERAPY APPARATUS	91,978	85,318
90192090	OTHER THERAPEUTIC RESPIRATION APPARATUS	330,217	82,438
90200010	GAS MASKS	21,892	8,723
90200020	OTHER BREATHING APPLIANCES	58,414	57,394
90211000	ORTHOPAEDIC/FRACTURE APPLIANCES	14,891	31,307
90212100	ARTIFICIAL TEETH	173	318
90212900	OTHER; DENTAL FITTINGS	2,563	11,784
90213100	ARTIFICIAL JOINTS	154,603	220,479
90213900	OTHER ARTIFICIAL PARTS OF BODY	538,569	450,204
90214000	HEARING AIDS, EXCLUDING PART/ACCESSORIES	13,948	89,265
90215000	PACEMAKERS FOR STIMULATING HEART MUSCLES,	197,350	417,590
90219000	OTHER; APPLIANCES WORN/CARRIED/IMPLANTED IN BODY TO COMPENSATE DEFECT/DISABILITY	80,231	68,921
90221200	APPARATUS FOR X-RAY, MEDICAL, SURGICAL, DENTAL USES	95,992	278,754
90221300	OTHER, APPARATUS X-RAY DENTAL USES	12,659	18,909
90221400	OTHER, X-RAY APPARATUS FOR MEDICAL, SURGICAL	1,032,957	718,948
90221900	OTHER, APPARATUS BASED ON USE OF X-RAY	117,038	107,433
90222100	APPARATUS FOR USE OF ALPHA, BETA RADIATIONS	207,820	164,972
90222900	APPARATUS FOR ALPHA, BETA GAMMA RADIATIONS	85,970	11,651
90223000	X-RAY TUBES	22,963	60,721
90229000	OTHER, APPARATUS BASED X-RAY, ALPHA, BETA, GAMMA RADIATIONS	102,816	69,059
90230000	APPARATUS, INSTRUMENT, DESIGNED FOR DEMONSTRATIONAL PURPOSES	560,705	881,907
90241000	HARDNESS/STRENGTH/COMPRESSIBILITY TESTING MACHINES & APPLIANCES	41,260	29,238
90248000	OTHER, HARD, STRENGTH, COMPRESSIBILITY TESTING MACHINES	174,021	164,019
90249000	PARTS ACCESSORIES OF SUB GROUP 90.24	23,495	17,291
90251110	THERMOMETERS CLINICAL	43,731	12,212

PCT CHAPTER WISE BREAKUP OF IMPORTS

Rs. In Thousands

HSCODE	COMMODITY	Jul-Sep	Jul-Sep
		2017-18	2018-19
	OPTICAL, PHOTOGRAPHIC, CINEMATOGRAPHIC, MEASURING, MEDICAL OR SURGICAL INSTRUMENTS AND APPARATUS, PARTS AND ACCESSORIES		
90251190	OTHER, LIQUID-FILLED THERMOMETER	9,338	13,787
90251900	OTHER THERMOMETERS/PYROMETERS	95,329	41,831
90258010	HYDROMETERS	2,499	2,265
90258020	PSYCHROMETERS	-	307
90258030	TEMPERATURE GAUGES AG -TRACTOR	18	2
90258090	OTHER, INSTRUMENT RECORDING COMBINATION	61,991	95,085
90259000	PARTS, ACCESSORIES SUB GROUP- 90.25	18,698	31,837
90261010	FUEL GAUGES FOR AGRI-TRACTOR	5	29
90261020	OIL LEVEL INDICATOR AG-TRACTOR	514	67
90261030	OTH MEASURING APPA FOR M-VEH	10,785	13,040
90261090	OTH MEASURING APPA FOR LIQUIDS	160,427	186,676
90262000	APPARATUS, MEASURING/CHECKING PRESSURE.	257,046	240,769
90268000	OTHER, APPARATUS, MEASURING VARIABLES OF LIQUID/GASES	612,722	377,012
90269000	PARTS, ACCESSORIES OF SUB GROUP 90.26.	50,269	144,772
90271000	GAS/SMOKE ANALYSIS APPARATUS.	170,608	123,232
90272000	CHROMATOGRAPHS/ELECTROPHORESIS INSTRUMENTS	386,884	214,920
90273000	SPECTROMETER, SPECTROPHOTOMETERS & SPECTROGRAPH USING OPTICAL RADIATIONS	214,264	189,709
90275000	OTHER, INSTRUMENT USING OPTICAL RADIATION	283,242	448,363
90278000	OTHER, INSTRUMENT FOR PHYSICAL OR CHEMICAL ANALYSIS	1,096,139	1,379,589
90279000	MICROTOMES; PARTS/ACCESSORIES APPARATUS-90.27	192,249	226,914
90281000	GAS METERS	482,957	554,004
90282000	LIQUID METERS	1,488	6,293
90283000	ELECTRICITY METERS	105,254	97,135
90289010	SHAFT/ASSEMBLY ELECTRIC METER	-	924
90289020	OTHER PARTS FOR ELECTRIC METER	45,111	11,279
90289090	OTHER PRODUCTION/CALIBRATING METERS	215,246	121,052
90291020	MILEO METERS	33	-
90291090	OTHER; PRODUCTION COUNTERS&LIKE; SPEED INDICATORS&TACHOMETERS	8,473	2,243
90292011	SPEED INDICATOR- VEH-8703,11,4	1,020	862
90292013	SPEED INDICATORS FOR OTH M-VEH	11,331	29,873
90292019	OTH SPEED INDICATOR/TACHOMETER	13,938	15,467
90292020	STROBOSCOPES	1,021	233
90299000	PARTS ACCESSORIES OF ARTICLE H- 90.29	54,076	56,411
90301000	INSTRUMENT/APPARATUS, MEASURE IONISING RADIATIONS	23,654	335,895
90302000	CATHODE-RAY OSCILLOSCOPE/OSCILLOGRAPH	23,467	8,643
90303100	MULTIMETERS	20,088	9,332
90303200	MULTIMETER WITH RECORD DEVICE	8,731	16,318

PCT CHAPTER WISE BREAKUP OF IMPORTS

Rs. In Thousands

HSCODE	COMMODITY	Jul-Sep	Jul-Sep
		2017-18	2018-19
	OPTICAL,PHOTOGRAPHIC,CINEMATOGRAPHIC,MEASURING,MEDICAL OR SURGICAL INSTRUMENTS AND APPARATUS,PARTS AND ACCESSORIES		
90303310	BATTERY METER FOR AGR -TRACTOR	7	-
90303320	OTH METERS FOR M-CARS & VEHICL	20	115
90303330	AMPERE-METER	11,622	10,526
90303390	OTH APPA (MEASURING RADIATION)	66,304	59,941
90303900	O-OSCILLOSCOPE W-RECOD DEVICE	21,303	40,387
90304000	OTHER,INSTRUMENT,SPECIALLY DESIGNED FOR TELECOMMUNICATIONS(CROSS TALK METER ETC)	78,766	15,736
90308200	OTHER,INSTRUMENT,MEASURE OR CHECK SEMICONDUCTOR WAFERS/DEVICE	143	724
90308400	OTH,APPA,WITH RECORDING DEVIC	7,339	5,893
90308900	OTHER,INSTRUMENT,MEASURE ELECTRICAL QUANTITIES.	91,670	94,663
90309000	PARTS ACCESSORIES OF SUB GROUP 90.30	11,275	49,116
90311000	MACHINE BALANCING MECHANICAL PARTS	27,828	18,142
90312000	TEST BENCHES	50,819	26,109
90314900	OTHER,OPTICAL INSTRUMENT & APPLIANCES.	191,989	181,825
90318000	OTHER,INSTRUMENT APPLIANCES & MACHINES.	610,626	649,946
90319000	PART,ACCESSORIES OF ARTICLE H- 90.31	63,997	133,831
90321010	THERMOSTAT REFRIGERATOR / AIRCONDITIONERS	141,241	157,680
90321090	OTHER THERMOSTAT	42,750	80,318
90322000	MANOSTAT(PRESSURE REGULATORS)	3,826	5,528
90328100	OTHER,INSTRUMENT/APPARATUS HYDRAULIC OR PNEUMATIC	5,117	8,629
90328910	TEMP CONT SWIT VEH-H-8703.2115	13,335	1,536
90328920	OTH SWITCHES FOR M-CARS/VEH	11,672	5,582
90328990	OTH AUTOMATIC CONT INSTUMENTS	607,049	819,964
90329000	PARTS,ACCESSORIES OF ARTICLE H- 90.32	47,983	59,519
90330010	PART ACCESSORIES MEDICAL APPLIANCES OF HEARING AIDS	1,720	309
90330090	OTHER,PARTS ACCESSORIES(NOT ELSEWHERE SPECIFIED)MACHINES/APPLIANCES/APPRAT CH-90	75,834	73,833
	TOTAL OPTICAL,PHOTOGRAPHIC,CINEMATOGRAPHIC,MEASURING,MEDICAL OR SUR	23,763,340	24,107,870
	CLOCKS AND WATCHES AND PARTS THEREOF		
91011100	WRIST WATCHES,ELECTRICALLY OPERATED,MECHANICAL DISPLAY ONLY	66	46
91011900	OTHER,WRIST WATCH,BATTERY POWERED	90,690	7,897
91012900	OTHER,WRIST-WATCH,WHETHER OR NOT INCORPORATING STOP-WATCH FACILITY	3,133	291
91019100	OTHER,POCKET-WATCH ELECTRICALLY OPERATED	43	232
91019900	OTHER,POCKET-WATCHES&OTHER WATCHES	1,390	873
91021100	WRIST WATCH,ELECTRICALLY OPERATED,MECHANICAL DISPLAY	21,719	39,736
91021200	WRIST WATCH,ELE OPE,ELEC DISPL	13	81
91021900	OTHER,WRIST WATCH,BATTERY ,PRECIOUS METAL	114,474	62,376
91022100	OTHER,WRIST-WATCH,AUTOMATIC WIND	1,007	51

PCT CHAPTER WISE BREAKUP OF IMPORTS

Rs. In Thousands

HSCODE	COMMODITY	Jul-Sep	Jul-Sep
		2017-18	2018-19
	CLOCKS AND WATCHES AND PARTS THEREOF		
91022900	OTHER, WRIST-WATCH, OTHER THAN PRECIOUS METAL	128,320	115,088
91029100	OTHER, POCKET-WATCH ELECTRICALLY OPERATED	-	749
91029900	OTHER, POCKETWATCH OTHER THAN PRECIOUS METAL	3,159	1,068
91031000	CLOCK WATCH MOVE ELECTRICALLY OPERATED	34	-
91039000	OTHER, CLOCKS WATCH MOVEMENT EXCLUDING CLOCKS OF H-91.04	3,505	124
91040020	CLOCKS FOR VEH H-8703.3223	-	18
91040030	CLOCKS FOR M-CARS & VEHICLES	-	2,000
91040090	OTHER, INSTRUMENT PANEL CLOCK VEHICLE/VESSELS	22	-
91051100	ALARAM CLOCK, ELECTRICALLY OPERATED.	2,426	2,423
91051900	OTHER, ALARAM CLOCK	3,498	758
91052100	WALL CLOCK, ELECTRICALLY OPERATED	6,676	2,610
91052900	OTHER, WALL CLOCKS	23,636	22,150
91059100	OTHER, CLOCK ELECTRICALLY OPERATED	1,489	2,907
91059900	OTHER, CLOCKS, NOT ELSEWHERE SPECIFIED.	1,006	174
91061010	HOOR-METERS/METER AGR-TRACTOR	3	-
91061090	OTH TIME-REGISTER/TIM-RECORDER	753	684
91069000	OTHER, TIME OR DAY RECORDING APPARATUS	20,432	14,516
91070000	TIME SWITCHES WITH CLOCK/WATCH	45,623	58,311
91081100	WATCH MOVEMENT, COMPLETE & ASSEMBLED, ELECTRICALLY OPERATED MECHANICAL DISPLAY	199	135
91081900	OTHER, WATCH MOVEMENT ELECTRICALLY OPERATED	100	8
91089000	OTHER, WATCH MOVEMENT COMPLETE & ASSEMBLED	218	152
91091000	ELE OPER. CLOCK MOVE COMP/ASSEM	799	17
91099000	OTHER ELECTRICALLY OPERATED CLOCK	744	398
91101100	COMPIETE MOVEMENT, UNASSEMBLED/PARTLY ASSEMBLED WATCHES	1,201	6,731
91109000	OTHER, COMPLETE MOVEMENT OF WATCH/CLOCK UN-ASSEMBLED	559	4,450
91112000	WATCH CASES BASE METAL, WHETHER OR NOT GOLD OR SILVER PLATED	575	-
91118000	OTHER; WATCH CASES	1,477	288
91119000	PARTS OF WATCH CASES	2,424	2,224
91122000	CLOCK CASES & CASES OF SIMILAR GOODS	595	329
91129000	PART OF CLOCK CASE/SIMILAR CASE	529	274
91132000	WATCH STRAPS, BAND OF BASE METAL	-	47
91139000	OTHER, WATCH STRAPS, BANDS & PARTS	3,945	1,885
91141000	SPRINGS, INCLUDING HAIR-SPRINGS	17	6
91143000	DIALS	219	63
91149000	OTHER; CLOCKS OR WATCH PARTS, NOT SPECIFIED.	15,440	11,677
	TOTAL CLOCKS AND WATCHES AND PARTS THEREOF	502,158	363,847

PCT CHAPTER WISE BREAKUP OF IMPORTS

Rs. In Thousands

HSCODE	COMMODITY	Jul-Sep 2017-18	Jul-Sep 2018-19
	MUSICAL INSTRUMENTS,PARTS AND ACCESSORIES		
92019000	OTHER,HARPSICHORD OR OTHER KEYBOARD STRINGEDINSTRUMENTS	374	7,795
92021000	PLAYED WITH A BOW	-	431
92029000	OTHER ,STRING MUSICAL INSTRUMENT(E,G GUITARS, VIOLINS,HARPS) ,NOT SPECIFIED.	2,295	38,387
92059000	OTHER,WIND MISICAL INSTRUMENTS(CLARINETS,TRUMPETS,BAGPIPES)	151	2,759
92060000	PERCUSSION MUSICAL INSTRUMENTS,DRUM ETC	77	125
92071000	KEYBOARD INSTRUMENTS,OTHER THAN ACCORDIONS	832	435
92079000	OTHER,MUSICAL INSTRUMENT E.G.GITARS,ACCORDIONS ETC	15,694	1,928
92081000	MUSICAL BOXES	506	458
92089000	OTHER;MECHANICAL STREET ORGAN/INSTRUMENTS	12,124	19,740
92093000	MUSICAL INSTRUMENT STRINGS	71	11
92099100	OTHER PARTS & ACCESSORIES FOR PIANOS.	-	1
92099200	PARTS & ACCESSORIES OF MUSICAL INSTRUMENT H-92.02	68	237
92099400	PARTS & ACCESSORIES MUSICAL INSTRUMENT H-92.07	1	51
92099900	OTHER;PARTS & ACCESSORIES OF MUSIAL INSTRUMENTS(CARDS PER-FORAT)	1,170	63
	TOTAL MUSICAL INSTRUMENTS,PARTS AND ACCESSORIES	33,363	72,421
	ARMS & AMMUNITION, PARTS AND ACCESSORIES		
93019023	RIFLES FULLY AUTOMATIC	-	186
93019049	OTH SUB-MACHINE-GUNS	-	15,391
93020092	OTH PISTOLS SIGN BARREL,SEMI-A	1,414	-
93020099	OTH REVOLVERS & PISTOLS	-	6,565
93032012	SHOTGUNS, S-BARREL SEMI-AUTOMA	-	133
93032019	OTH SHOTGUNS, SINGLE-BARREL	43	-
93033010	OTH SPOR,HUNT-RIFLES S-SHORT	202	120
93033090	OTH SPOR,HUNT-TAGET SHOOT RIFL	110	57
93039000	OTHER;FIREARMS,DEVICES OPERATED BY FIRING OF AN EXPLOSIVE CHARGE	55	65
93040000	OTHER,ARMS OF HEADING NO.93.07	18,565	13,815
93051090	OTH PARTS/ACCE REVOLVER&PISTOL	5	-
93059900	OTHER PART&ACCESSORIES ARTILERY H93.01 TO 93.04	180	31
93062100	SHORTGUN CARTRIDGES	2,719	960
93062900	OTHER,PARTS OF SHORTGUNS CARTRIDGES	374	1,001
93063090	OTH,CARTRIDG & PARTS THEREOF.	1,336	70,450
93069000	OTHER;AMMUNITION OF WAR & PARTS.	136	156,091
93070000	SWORDS,CUTLASSES,BAYONETS,LANCES & SIMILAR ARMS & PARTS THEREOF	75	-
	TOTAL ARMS & AMMUNITION, PARTS AND ACCESSORIES	25,214	264,865
	FURNITURE,BEDDING,MATTRESSES,LAMPS AND LIGHT FITTINGS,ILLUMINATED NAME-PLATES,PREFABRICATED BUILDINGS		
94011000	SEATS OF A KIND USED,AIRCRAFT.	5,922	11,594

PCT CHAPTER WISE BREAKUP OF IMPORTS

Rs. In Thousands

HSCODE	COMMODITY	Jul-Sep	Jul-Sep
		2017-18	2018-19
	FURNITURE,BEDDING,MATTRESSES,LAMPS AND LIGHT FITTINGS,ILLUMINATED NAME-PLATES,PREFABRICATED BUILDINGS		
94012010	SEATS FOR M-VEH H-8703 & 4	658	1,370
94012020	SEATS FOR M-VEH H-8701,2,4	363	120
94012090	OTH SEATS OF KIND USED FOR VEH	5,150	2,328
94015200	SEATS OF BAMBOO	15	-
94015300	SEATS OF BAMBOO OR RATTAN	54	-
94015900	OTH SEATS W/N CONVERTIBLE-BED	7,122	4,526
94017100	OTHER,SEATS UPHOLSTERED METAL FRAMES	45,613	57,193
94017900	OTHER SEATS;WITH METAL FRAMES	197,341	111,676
94018000	OTHER SEATS WITH METAL FRAMES	100,395	65,608
94019010	SEAT PARTS-FOAM CAR/VEH-8703,4	129,931	145,661
94019020	SEAT PAR-FOAM CAR/VEH-8701,2,4	911	-
94019030	OTH PARTS OF SEATS-M-CARS/VEH	587,923	599,498
94019090	OTH SEATS W/N CONVERTIBLE-BED	244,936	167,271
94021010	DENTISTS' CHAIRS	24,024	22,143
94029010	OPERATING TABLES	107,712	259,535
94029090	OTHER,MEDICAL,DENTAL,SURGICAL FURNITURE	159,467	69,431
94031000	METAL FURNITURE USED IN OFFICE	229,133	55,273
94032000	OTHER,METAL FURNITURE OTHER THAN OFFICE	110,501	74,143
94035010	WOODEN CABINETS	8,285	23,416
94035020	WOODEN BEDS	35,091	61,322
94035030	OTH FURNITURE & PARTS THEREOF	270,784	100,979
94037000	FURNITURE OF PLASTICS	25,024	21,967
94038300	FURNITURE OF RATTAN	62	1,252
94038900	OTHER FURNITURE OF CANE, OSIER	23,145	4,095
94041000	MATTRESS SUPPORTS	6,892	11,627
94051010	CHANDELIERS	76,332	60,179
94051020	FITTING BASE METAL OF FLOURESCENT TUBES	25,459	33,647
94051030	LIGHT FITTINGS WIT LED,SMD,COB	-	447,517
94051090	OTHER ELECTRICAL CEILING & WALL FITTINGS.	1,046,091	244,389
94052000	ELECTRIC TABLES,DESK,BEDSIDE	34,831	20,993
94053000	LIGHTING SETS FOR CHRISTMAS TREES	156,694	245,649
94054010	LIGHT SYSTEM FILM SHOOTING	17,578	8,662
94054020	OTH LIGHT FITTINGS WIT LED,SMD	-	89,445
94055090	NON-ELE LAMPS LIHTING FITTING.	2,707	1,989
94056000	ILLUMINATED SIGNS,NAMEPLATES AND LIKE	183,366	79,507
94059110	PARTS OF GLASS OF CHANDELIER	34,079	60,212
94059190	OTHER,PART OF LAMP FITTING OF GLASS.	25,975	67,289



PCT CHAPTER WISE BREAKUP OF IMPORTS

Rs. In Thousands

HSCODE	COMMODITY	Jul-Sep	Jul-Sep
		2017-18	2018-19
	FURNITURE,BEDDING,MATTRESSES,LAMPS AND LIGHT FITTINGS,ILLUMINATED NAME-PLATES,PREFABRICATED BUILDINGS		
94059200	PARTS OF PLASTIC H-94.05,NOT ELSEWHERE SPECIFIED	1,402	2,844
94059900	OTHER PARTS H-NO.94.05,NOT ELSEWHERE SPECIFIED.	38,479	274,617
94061010	GREEN HOUSES OF WOOD	9,014	-
94061030	SILOS OF WOOD	82,023	143,844
94061040	PRE.FAB COLD STORAGE OF WOOD	13,757	176
94061090	OTH. PRE.FAB. BUILD OF WOOD	70,507	45,205
94069010	OTHER GREEN HOUSES	134,509	148,043
94069020	DAIRY,LIVESTOCK POULTRY SHEDS	3,634	12,460
94069030	OTHER SILOS	86,192	160,829
94069040	PREFAB BUILD FOR COLD STORAGE	4,304	30,562
94069050	MODULAR CLEAN ROOM PANELS	-	88,357
94069090	OTHER PRE. FABRICATED BUILD	1,060,885	669,797
	TOTAL FURNITURE,BEDDING,MATTRESSES,LAMPS AND LIGHT FITTINGS,ILLUMINAT	5,434,272	4,808,240
	GRAND TOTAL	565,313,422	575,187,001
	GRAND TOTAL (Million US\$)	5,367.58	4,635.61

Year : 2018-19 1 USD = 124-08 PKR

Year : 2017-18 1 USD = 105.32 PKR