



EXPORTS/ IMPORTS STATISTICS

of

Engineering Industry

of

Pakistan

(JUL-MAR 2017-18 & 2016-17)

ENGINEERING DEVELOPMENT BOARD

Ministry of Industries & Production

5-A Constitution Avenue, Islamabad

Phone: 9208463, 9201892

Email: edb@edb.gov.pk

Web: www.engineeringpakistan.com

Year Wise Exports / Imports of Engineering Goods

EXPORTS FROM PAKISTAN

(Million US \$)

Year	Exports of Engineering Goods		Total Country Exports		Engineering share in Total Exports (%)	Avg. Dollar Rate (1 USD in PKR)
	Actual	% Inc/Dec over previous year	Actual	% Inc/Dec over previous year		
2000-2001	232	14.29	9,202	7.41	2.5	67
2001-2002	257	10.78	9,135	-0.73	2.8	60
2002-2003	332	29.18	11,160	22.17	3.0	58
2003-2004	369	11.14	12,313	10.33	3.0	58
2004-2005	540	46.34	14,410	17.03	3.7	60
2005-2006	588	8.88	16,414	13.91	3.6	60
2006-2007	702	19.39	17,155	4.51	4.1	60
2007-2008	782	11.40	19,146	11.60	4.08	62.50
2008-2009	797	1.92	17,627	-7.93	4.52	78.50
2009-2010	844	5.89	19,301	9.49	4.37	83.80
2010-2011	1,018	20.61	24,805	28.51	4.10	85.50
2011-2012	1,162	14.14	23,654	-4.64	4.91	89.23
2012-2013	1,215	4.56	24,467	3.43	4.96	96.72
2013-2014	1,205	0.82	25,118	2.66	4.79	102.85
2014-2015	1,058	-12.20	23,669	-5.77	4.47	101.29
2015-2016	899	-15.03	20,789	-12.17	4.32	104.23
2016-2017	854	-5.00	20,423	-1.76	4.18	104.69
Value in Million PKR:						
2008-2009	62,595		1,383,718		4.52	
2009-2010	70,699	12.95	1,617,458	16.89	4.37	
2010-2011	87,027	23.09	2,120,847	31.12	4.10	
2011-2012	103,641	19.09	2,110,605	-0.48	4.91	
2012-2013	117,517	13.38	2,366,478	12.12	4.96	
2013-2014	123,945	5.46	2,583,463	9.16	4.79	
2014-2015	107,174	-13.53	2,397,512	-7.19	4.47	
2015-2016	93,658	-12.61	2,166,846	-9.62	4.32	
2016-2017	89,408	-4.53	2,138,186	-1.32	4.18	

Source: Pakistan Bureau of Statistics

Year Wise Exports / Imports of Engineering Goods

IMPORTS OF PAKISTAN

(Million US \$)

Year	Imports of Engineering Goods		Total Country Imports		Engineering share in Total Imports (%)	Avg. Dollar Rate (1 USD in PKR)
	Actual	% Inc/Dec over previous year	Actual	% Inc/Dec over previous year		
2000-2001	2781	0.47	10729	4.08	26.0	67
2001-2002	2980	7.16	10340	-3.63	29.0	60
2002-2003	3837	28.76	12220	18.19	32.0	58
2003-2004	5,167	34.66	15,592	27.60	33.1	58
2004-2005	7,737	49.74	20,624	32.27	37.5	60
2005-2006	11,099	43.45	28,519	38.28	38.9	60
2006-2007	12,135	9.33	30,863	8.22	39.3	60
2007-2008	13,173	8.55	40,193	30.23	32.77	62.50
2008-2009	11,401	-13.45	34,695	-13.68	32.86	78.50
2009-2010	10,461	-8.24	34,737	0.12	30.11	83.80
2010-2011	10,603	1.35	40,412	16.33	26.23	85.50
2011-2012	11,186	5.49	44,930	11.17	24.89	89.23
2012-2013	11,801	5.49	44,974	0.09	26.23	96.72
2013-2014	12,301	4.23	45,022	0.10	27.32	102.85
2014-2015	14,716	19.63	45,850	1.84	32.10	101.29
2015-2016	16,587	12.71	44,696	-2.52	37.11	104.23
2016-2017	20,576	24.04	52,915	18.38	38.88	104.69
Value in Million PKR:						
2008-2009	894,989		2,723,570		32.86	
2009-2010	876,661	-2.05	2,910,975	6.88	30.11	
2010-2011	906,531	3.40	3,455,286	18.69	26.23	
2011-2012	998,155	10.10	4,009,093	16.02	24.89	
2012-2013	1,141,349	14.34	4,349,880	8.50	26.23	
2013-2014	1,265,185	10.84	4,630,521	6.45	27.32	
2014-2015	1,490,615	17.81	4,644,151	0.29	32.09	
2015-2016	1,728,871	15.98	4,658,748	0.31	37.11	
2016-2017	2,154,130	24.59	5,539,720	18.91	38.88	

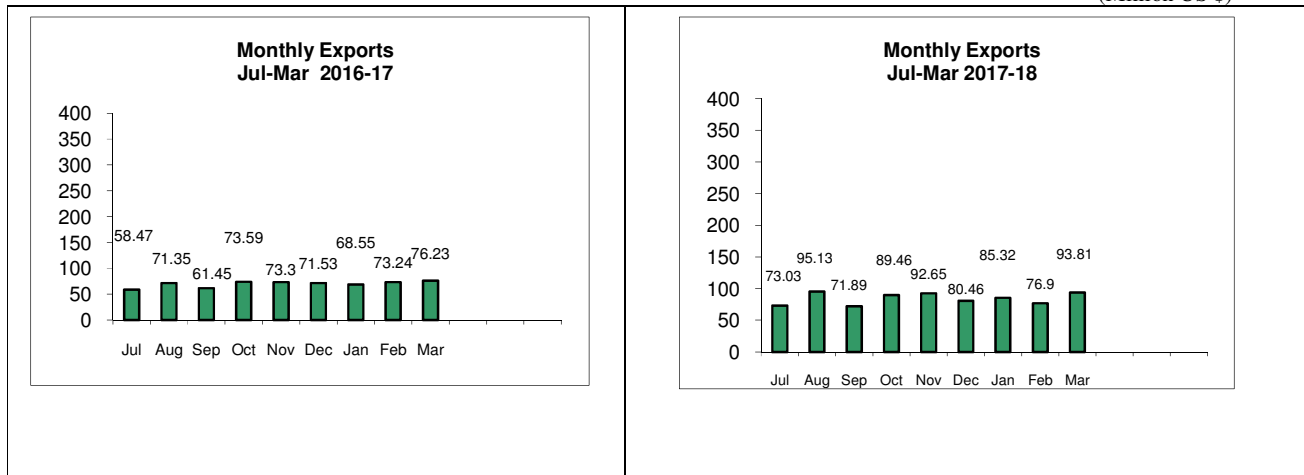
Monthly Exports / Imports of Engineering Goods

(Million US \$)

MONTH	EXPORT 2016-17	IMPORT 2016-17	Dollar Rate (2016-17)	EXPORT 2017-18	IMPORT 2017-18	Dollar Rate (2017-18)
JUL	58.41	1292.55	104.73	73.03	1947.17	105.42
AUG	71.35	1843.28	104.62	95.13	1868.26	105.30
SEP	61.45	1439.03	104.53	71.89	1550.95	105.32
OCT	73.59	1628.92	104.59	89.46	1716.20	105.33
NOV	73.30	1581.98	104.69	92.65	1698.03	105.36
DEC	71.53	1741.15	104.72	80.46	1885.30	108.69
JAN	68.55	2035.38	104.73	85.32	2304.19	110.40
FEB	73.24	1623.22	104.72	76.90	1717.33	110.43
MAR	76.23	1857.05	104.74	93.81	1889.61	112.06

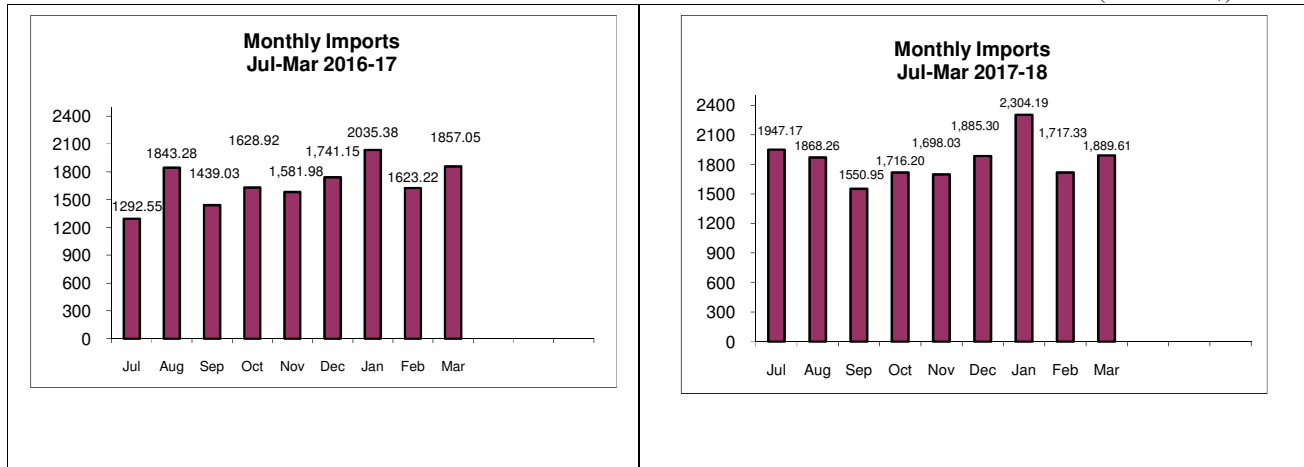
MONTHLY EXPORTS

(Million US \$)



MONTHLY IMPORTS

(Million US \$)



Cumulative Exports / Imports of Engineering Goods

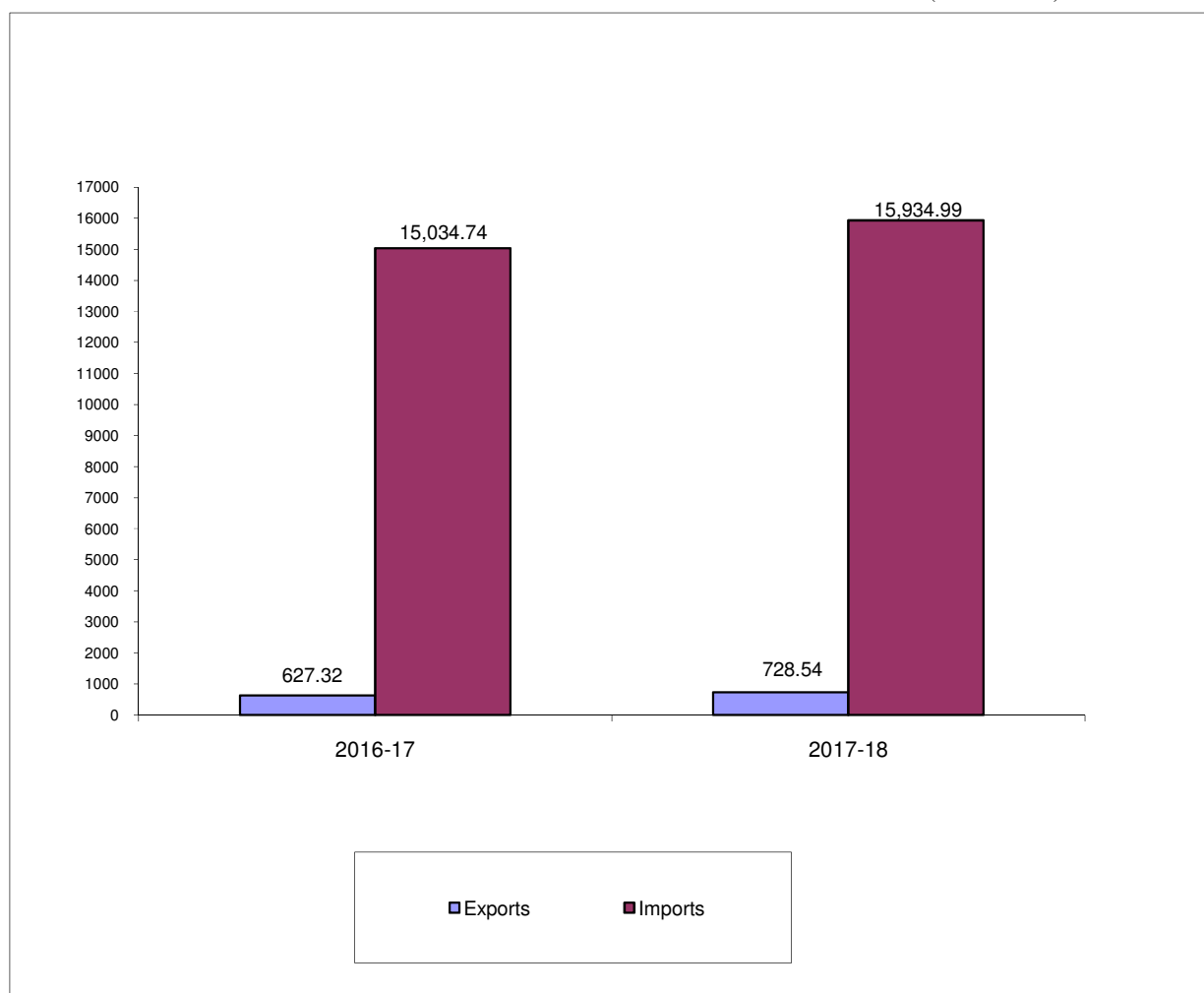
(Million US \$)

MONTH	EXPORT 2016-17	IMPORT 2016-17	Dollar Rate (2016-17)	EXPORT 2017-18	IMPORT 2017-18	Dollar Rate (2017-18)
JUL	58.47	1292.55	104.73	73.03	1947.17	105.42
AUG	129.88	3137.19	104.62	168.24	3817.65	105.30
JUN	191.44	4580.16	104.53	240.10	5367.58	105.32
OCT	264.92	6206.45	104.59	329.53	7083.27	105.33
NOV	337.97	7782.50	104.69	422.09	8779.28	105.36
DEC	409.40	9521.42	104.72	489.62	10395.60	108.69
JAN	477.91	11555.89	104.73	567.35	12538.77	110.40
FEB	551.20	13180.21	104.72	644.10	14252.69	110.43
MAR	627.32	15034.74	104.74	728.54	15934.99	112.06

CUMULATIVE EXPORTS / IMPORTS

JUL - MAR

(Million US \$)



Source: Pakistan Bureau of Statistics

Provisional Figures of Exports/Imports & Balance of Trade for May, 2018

(Rupees in Million)
(Dollar in Million)

Series	* May, 2018		April, 2018		% Change in May, 2018 over April, 2018	
	Rs.	\$ (1 \$= Rs. 115.44)	Rs.	\$ (1 \$= Rs. 115.42)	Rs.	\$
Exports	247,534	2,144	246,167	2,133	0.56	0.52
Imports	671,212	5,814	589,741	5,109	13.81	13.80
Balance of Trade	-423,678	-3,670	-343,574	-2,976	23.31	23.32

Series	* May, 2018		May, 2017		% Change in May, 2018 over May, 2017	
	Rs.	\$ (1 \$= Rs. 115.44)	Rs.	\$ (1 \$= Rs. 104.73)	Rs.	\$
Exports	247,534	2,144	169,711	1,620	45.86	32.35
Imports	671,212	5,814	530,620	5,066	26.50	14.77
Balance of Trade	-423,678	-3,670	-360,909	-3,446	17.39	6.50

Series	* July-May, 2017-2018		July-May, 2016-2017		% Change in July-May, 2017-2018 over July-May, 2016-2017	
	Rs.	\$	Rs.	\$	Rs.	\$
Exports	2,333,088	21,346	1,938,456	18,516	20.36	15.28
Imports	6,033,124	55,232	5,066,993	48,398	19.07	14.12
Balance of Trade	-3,700,036	-33,886	-3,128,537	-29,882	18.27	13.40

* Provisional figures based on figures provided by the State Bank of Pakistan

NOTE:-

Rupee value is converted into Dollar on average monthly exchange rate provided by SBP.
May, 2018 (1\$ = Rs. 115.446880), April 2018 (1\$=Rs. 115.421634) and May, 2017
(1 \$ = Rs.104.738087) respectively

NOTE: Due to rounding effects some totals and percentages may not tally

Source: Pakistan Bureau of Statistics

EXPORTS

PCT Chapter Wise Cumulative Report of Engineering Sector

(Jul-Mar 2017-18 & 2016-17)

Million USD *

PCT CHAPTER	ITEMS	Jul-Mar 2016-17	Jul-Mar 2017-18	% INC/ DEC
72	IRON AND STEEL	36.41	39.56	8.65
73	ARTICLES OF IRON AND STEEL	63.88	46.97	-26.48
74	COPPER AND ARTICLES THEREOF	50.60	126.74	150.49
75	NICKEL AND ARTICLES THEREOF	0.01	0.02	88.44
76	ALUMINIUM AND ARTICLE THEREOF	17.12	17.64	3.03
78	LEAD AND ARTICLES THEREOF	0.35	0.00	-100.00
79	ZINC AND ARTICLES THEREOF	1.74	2.49	43.00
80	TIN AND ARTICLES THEREOF	0.36	0.31	-15.30
81	OTHER BASE METALS,CERAMICS,ARTICLES	0.12	0.10	-20.47
82	TOOLS,IMPLEMENTS,CUTLERY,PARTS THEREOF	65.10	68.58	5.35
83	MISC. ARTICLES OF BASE METALS	1.31	1.36	3.73
84	MACHINARY/ COMPONENTS	55.86	55.71	-0.26
85	ELECTRICAL MACHINERY,EQUIP,PARTS	41.07	52.54	27.91
86	RAILWAY, LOCOMOTIVE, ROLLING STOCK	1.15	0.02	-98.57
87	VEHICLES OTHER THAN RAILWAY, ROLLING STOCK	26.97	26.75	-0.80
88	AIRCRAFT, SPACECRAFT AND PARTS THEREOF	0.00	0.09	0.00
89	SHIP, BOATS & FLOATING STRUCTURES	0.95	0.42	-55.20
90	OPTICAL,PHOTOGRAPHIC,CINEMATOGRAPHIC,MEASURING,MEDICAL OR SURGICAL INSTRUMENTS AND APPARATUS,PARTS AND ACCESSORIES	252.62	274.59	8.70
91	CLOCKS AND WATCHES AND PARTS THEREOF	0.01	0.39	4,003.50
92	MUSICAL INSTRUMENTS,PARTS AND ACCESSORIES	1.89	2.71	43.53
93	ARMS & AMMUNITION, PARTS AND ACCESSORIES	5.20	3.40	-34.56
94	FURNITURE,BEDDING,MATTRESSES,LAMPS AND LIGHT FITTINGS,ILLUMINATED NAME-PLATES,PREFABRICATED BUILDINGS	4.60	8.15	77.05
	TOTAL	627.32	728.54	16.13

Year : 2017-18 1 USD = 112.06 PKR

Year : 2016-17 1 USD = 104.74 PKR

IMPORTS

PCT Chapter Wise Cumulative Report of Engineering Sector

(Jul-Mar 2017-18 & 2016-17)

Million USD *

PCT CHAPTER	ITEMS	Jul-Mar 2016-17	Jul-Mar 2017-18	% INC/ DEC
72	IRON AND STEEL	2,014.02	2,649.82	31.57
73	ARTICLES OF IRON AND STEEL	605.59	576.41	-4.82
74	COPPER AND ARTICLES THEREOF	124.91	149.32	19.55
75	NICKEL AND ARTICLES THEREOF	12.47	15.50	24.33
76	ALUMINIUM AND ARTICLE THEREOF	257.78	280.68	8.88
78	LEAD AND ARTICLES THEREOF	73.20	47.06	-35.72
79	ZINC AND ARTICLES THEREOF	26.06	55.90	114.56
80	TIN AND ARTICLES THEREOF	3.93	3.89	-0.98
81	OTHER BASE METALS,CERAMICS,ARTICLES	8.74	8.66	-0.99
82	TOOLS,IMPLEMENTS,CUTLERY,PARTS THEREOF	71.35	89.65	25.64
83	MISC. ARTICLES OF BASE METALS	62.06	75.28	21.31
84	MACHINARY/ COMPONENTS	5,309.74	4,709.90	-11.30
85	ELECTRICAL MACHINERY,EQUIP,PARTS	3,552.85	3,434.25	-3.34
86	RAILWAY, LOCOMOTIVE, ROLLING STOCK	148.25	323.77	118.40
87	VEHICLES OTHER THAN RAILWAY, ROLLING STOCK	1,743.86	1,970.25	12.98
88	AIRCRAFT, SPACECRAFT AND PARTS THEREOF	45.34	97.00	113.96
89	SHIP, BOATS & FLOATING STRUCTURES	284.17	636.05	123.83
90	OPTICAL,PHOTOGRAPHIC,CINEMATOGRAPHIC,MEASURING,MEDICAL OR SURGICAL INSTRUMENTS AND APPARATUS,PARTS AND ACCESSORIES	530.41	659.50	24.34
91	CLOCKS AND WATCHES AND PARTS THEREOF	16.09	12.37	-23.13
92	MUSICAL INSTRUMENTS,PARTS AND ACCESSORIES	0.41	1.10	169.43
93	ARMS & AMMUNITION, PARTS AND ACCESSORIES	4.70	3.66	-22.24
94	FURNITURE,BEDDING,MATTRESSES,LAMPS AND LIGHT FITTINGS,ILLUMINATED NAME-PLATES,PREFABRICATED BUILDINGS	138.82	134.98	-2.76
	TOTAL	15,034.74	15,934.99	5.99

Year : 2017-18 1 USD = 112.06 PKR

Year : 2016-17 1 USD = 104.74 PKR

EXPORTS

TOP 15 ITEMS OF ENGINEERING SECTOR (Based on Cumulative Figures Jul-Mar 2017-18)

Million US \$

ITEMS	EXPORTS	
	Jul-Mar 2016-17	Jul-Mar 2017-18
OPTICAL,PHOTOGRAPHIC,CINEMATOGRAPHIC,MEASURING,MEDICAL OR SURGICAL INSTRUMENTS AND APPARATUS,PARTS AND ACCESSORIES	252.62	274.59
COPPER AND ARTICLES THEREOF	50.60	126.74
TOOLS,IMPLEMENTS,CUTLERY,PARTS THEREOF	65.10	68.58
MACHINARY/ COMPONENTS	55.86	55.71
ELECTRICAL MACHINERY,EQUIP,PARTS	41.07	52.54
ARTICLES OF IRON AND STEEL	63.88	46.97
IRON AND STEEL	36.41	39.56
VEHICLES OTHER THAN RAILWAY, ROLLING STOCK	26.97	26.75
ALUMINIUM AND ARTICLE THEREOF	17.12	17.64
FURNITURE,BEDDING,MATTRESSES,LAMPS AND LIGHT FITTINGS,ILLUMINATED NAME-PLATES,PREFABRICATED BUILDINGS	4.60	8.15
ARMS & AMMUNITION, PARTS AND ACCESSORIES	5.20	3.40
MUSICAL INSTRUMENTS,PARTS AND ACCESSORIES	1.89	2.71
ZINC AND ARTICLES THEREOF	1.74	2.49
MISC. ARTICLES OF BASE METALS	1.31	1.36
SHIP, BOATS & FLOATING STRUCTURES	0.95	0.42

Year : 2017-18 1 USD = 112.06 PKR

Year : 2016-17 1 USD = 104.74 PKR

EXPORTS

TOP 15 COUNTRIES OF ENGINEERING SECTOR

(Based on Cumulative Figures Jul-Mar 2017-18)

Million US \$

COUNTRY	EXPORTS	
	Jul-Mar 2016-17	Jul-Mar 2017-18
U.S.America	114.77	113.54
China	25.74	68.19
United Arab Emirates	45.31	57.76
Afghanistan	60.20	46.98
Germany	43.53	46.49
United Kingdom	33.13	37.13
Korea, Republic of	9.49	36.32
India	24.36	26.42
Australia	15.73	17.75
Netherlands	11.42	17.48
Japan	11.17	17.24
South Africa	11.36	15.60
Italy	10.83	15.49
Saudi Arabia	19.34	14.69
France	12.64	12.76

Year : 2017-18 1 USD = 112.06 PKR

Year : 2016-17 1 USD = 104.74 PKR



EXPORTS

Region Wise Exports of Engineering Sector (Summary)

Million US \$

REGION	Jul-Mar 2016-17	Jul-Mar 2017-18
	VALUE	VALUE
AFRICA	40	39
AMERICA (Continent)	149	153
ASIA	265	337
ASIA-PACIFIC ECONOMIC COOPERATION (APEC)	216	301
ASIA-PACIFIC TRADE AGREEMENT (APTA)	87	152
ASSOCIATION OF SOUTH-EAST ASIAN NATIONS (ASEAN)	16	17
CENTRAL ASIAN REPUBLICS	1	1
COMMONWEALTH OF INDEPENDENT STATES (CIS)	6	8
DEVELOPED MARKET ECONOMIES	287	314
DEVELOPING MARKET ECONOMIES	322	387
ECONOMIC COOPERATION ORGANIZATION (ECO)	67	56
EUROPE	147	168
EUROPEAN UNION (EU 25)	138	156
G7 (Group of Seven Countries)	235	255
MIDDLE EAST	88	99
NORTH AMERICAN FREE TRADE AGREEMENT (NAFTA)	129	133
ORGANIZATION OF PETROLEUM EXPORTING COUNTRIES (OPEC)	79	92
ORGANIZATION OF THE ISLAMIC CONFERENCE (OIC)	191	179
SOUTH ASIAN ASSOCIATION FOR REGIONAL COOPERATION (SAARC)	52	48

Year : 2017-18 1 USD = 112.06 PKR

Year : 2016-17 1 USD = 104.74 PKR

Breakup of Exports

JUL-MAR 2017-18 & 2016-17

PCT CHAPTER WISE BREAKUP OF EXPORTS

Rs. In Thousands

HSCODE	COMMODITY	Jul-Mar	Jul-Mar
		2016-17	2017-18
	IRON AND STEEL		
72022900	OTHER FERRO-SILICON	-	104
72024900	OTHER FERRO-CHROMIUM	34	-
72029900	OTHER FERRO-ALLOYS	495	-
72039000	OTHER FERROUS PRODUCTS	2,860	1,237
72041010	WASTE/SCRAP CAST IRON RE-ROLLABLE	-	191
72041020	WASTE & SCRAP OF AUTOPARTS	209	602
72041090	OTHER WASTE/SCRAP OF CAST IRON	26,316	38,919
72042100	WASTE/SCRAP OF STAINLESS STEEL	809,836	1,149,388
72042900	WASTE/SCRAP OF OTHER ALLOY STEEL	3,563	8,138
72043000	WASTE/SCRAP OF TINNED IRON/STEEL	2,489	-
72044100	OTHER WASTE/SCRAP TURNINGS/SHAVINGS/CHIPS	-	1,719
72044920	OTH WASTE&SCRAP OF AUTO PARTS	2,658	-
72044940	WASTE & SCRAP OF COMPRESSORS	-	17
72044990	OTHER WASTE AND SCRAP	120	-
72069000	OTHER PRIMARY FORM (EXCL H-72.03)	158,709	451,573
72071190	OTH BILLETS CON CARBON < 0.25%	1,669	-
72072090	OTHER SEMI FINISHED PRODUCT IRON/STEEL	267	-
72081090	OTH COILS NOT FOR WORK I/S HR	249	-
72082610	OTH C-HR TH3-4.75mm S-QLTY I/S	10,685	-
72083910	OTH C-HR I/NA-S TH<3 mm S-QLTY	10,335	-
72083990	OTH COIL-HR I/NA-S TH < 3 mm	12,349	37,838
72084090	OTHER SECONDARY QUALITY IRON /NON ALLOY STEEL HOT ROLLED	29,740	-
72091590	OTH COIL I/NA-S CR TH 3mm OR >	2,068	-
72091610	COIL I/NA-S CR TH 1-3mm S-Q	6,357	-
72091690	OTH CR COIL I / NA-S TH 1-3mm	4,291	-
72091790	OTH CR COIL I /NA-S TH 0.5-1mm	96,356	61,807
72091890	OTH CR COIL I/NA-ST TH < 0.5mm	4,960	12,095
72092690	OTHER IRON/STEEL COLD-ROLLED THICKNESS >1MM BUT <3MM	-	777
72092890	OTHER COLD-ROLLED IRON/STEEL THICKNESS < 0.5 MM	-	7,182
72099090	OTHER FLAT/COLD-ROLLED PRODUCTS IRON/STEEL WIDTH >600M	2,195	-
72101210	I/STL PLAT/COAT TIN<0.5MM S-QU	-	150
72101290	OTH I/STL PLAT/COAT TIN<0.5MM	-	26,985
72103090	OTH FR I/NA-S ELECTRO P/C ZINC	445	6,383
72104910	OTH FR I/NA-S P/C ZINC S/QLTY	5,347	-
72104990	OTH FR I/NA-S P/C ZINC T 600mm	2,534,077	2,367,677
72106190	OT FR I/NA-S P/C ALUM-ZINC ALY	1,656	-
72107090	OTHER VCM SHEET PRINTED VARNISHED	9,015	185,756

PCT CHAPTER WISE BREAKUP OF EXPORTS

Rs. In Thousands

HSCODE	COMMODITY	Jul-Mar	Jul-Mar
		2016-17	2017-18
	IRON AND STEEL		
72111490	OT FR I/NA-S HR W>150 TH4.75/>	253	-
72111910	COLD ROLLED STEEL STRIP THICKNESS <0.5MM	-	100
72131010	BAR&ROD I/NA-S HR(RIBS,GRO)S-Q	-	838
72132090	OTH BAR&ROD HR FREE CUT STEEL	-	84
72139190	OTH BAR&ROD HR I/S DIA<14mm	26,887	6,304
72141090	OTH BAR&ROD I/S HR FORGED	-	1,111
72151090	OT B/ROD FRE CUT STL COLD FORM	-	8
72159090	OTH BAR&ROD IRON/NON ALLOY-STL	788	-
72162200	T SECTION HOT ROLLED HEIGHT<80 MM IRON/NON ALLOY STEEL	35,569	-
72163190	OTHER U.SECTION HOT-ROLLED IRON/NON ALLOY STEEL	150	-
72173010	WIRE IRON STEEL PLATED/COATED MAUFACTURING AUTO TYRE	-	203
72173090	OTHER PLATED/COATED IRON/STEEL WIRE WITH OTHER BASE-METAL	3,931	12,028
72179000	OTHER WIRE OF IRON/NON-ALLOY-STEEL	428	-
72202090	OTH FRP,S-STL,W< 600mm,CR	-	1,398
72209090	OTH FRP,S-STL,W< 600 mm	262	-
72210090	OTH BARS&RODS,HR, IWC,S-STL	574	-
72221900	OTHER BAR/ROD STAINLESS STEEL NOT FURTHER WORKED THAN HOT DRAWN	-	2,379
72222000	BAR/ROD STAINLESS STEEL NOT FURTHER WORKED THAN COLD FORMED,COLD FINISHED	881	-
72241000	INGOTS&OTHER PRIMARY-FORMS OTHER ALLOY STEEL	-	3,713
72262000	FLAT ROLLED PRODUCTS HIGH SPEED STEEL	3,740	-
72279000	OTHER BAR/ROD HOT ROLLED IN IRREGULARLY , WOUND COILS OF OTHER ALLOY STEEL	-	2,380
72281000	BAR/RODS OF HIGH SPEED STEEL	-	42,277
72282090	OTHER BAR/RODS OF HIGH SPEED STEEL	63	-
72299000	OTHER,WIRE OF OTHER ALLOY STEEL	1,008	1,949
	TOTAL IRON AND STEEL	3,813,884	4,433,310
	ARTICLES OF IRON AND STEEL		
73011000	SHEET PILING IRON AND STEEL	622	-
73012000	ANGLE SHAPES & SECTIONS OF IRON/STEEL	589	6,339
73023000	SWITCH BLADES, CROSSING FROGS, OTHER CROSSING PIECES	48,485	36,462
73024000	FISH-PLATES AND SOLE PLATES	-	221
73029000	OTHER MATERIALS JOINTING RAILS	91,321	83,433
73030000	TUBE/PIPE,HOLLOW PROFILE CAST IRON	-	210
73041100	L.P FOR OIL&GAS S-STL SEAMLESS	8,477	35,933
73041900	OTH LINE PIPE I/S FOR OIL&GAS	4,366	4,126
73042200	DRILL PIPE S-STL DRILL OIL/GAS	13	-
73042400	OTHER PIPE OF STAINLESS STEEL	-	2,197

PCT CHAPTER WISE BREAKUP OF EXPORTS

Rs. In Thousands

HSCODE	COMMODITY	Jul-Mar	Jul-Mar
		2016-17	2017-18
	ARTICLES OF IRON AND STEEL		
73042900	OTHER CASTING,TUBEING PIPE DRIL OIL/GAS	832	-
73043900	OTHER CIRCULAR CROSS SECTION IRON NON ALLOY STEEL	1,199	22,678
73049000	OTHER SEAMLESS TUBE/PIPE HOLLOW PROFILES	67	2,662
73053900	OTHER, WELDED TUBES AND PIPES	754	-
73059000	OTHER, TUBES AND PIPES	326,530	101,897
73061900	OTH-LINE PIPE O/G PIPELINE I/S	-	5
73062900	O-CASING/TUB LINE PIPE O/G I/S	-	1,151
73063010	COPPER COATED MILD STEEL TUBES 6.5MM DIA	2,553	826
73063090	OTHER WELDED CIRCULAR CROSS SECTION IRON STEEL	-	9,034
73069000	OTHER TUBE PIPE/HOLLOW PROFILES,IRON/STEEL	3,638,124	3,296,271
73071910	OTHER TUBE/PIPE FITING IRON/STEEL	-	740
73071920	SEMI FINISHED MALLEABLE IRON PIPE FITTING	12	1,521
73071990	OTHER MALLEABLE IRON PIPE FITTING	11,575	22,899
73072100	FLANGES, OF STAINLESS STEEL	152	-
73072200	THREADED EIBOWS,BENDS,SLEEVES STAINLESS STEEL	4,926	6,677
73072900	OTHER TUBE,PIP FITTING STAINLESS STEEL	247	659
73079120	OTH FLANGES FOR M-CARS&VEHI	-	1,141
73079190	OTH FLANGES OF IRON & STEEL	105	-
73079900	OTHER TUBE,PIPE FITTING IRON STEEL NEC	350	584
73081000	BRIDGES AND BRIDGE-SECTIONS	1,565	-
73082000	TOWERS AND LATTICE MASTS	3,797	-
73083000	DOORS,WINDOWS/FRAMES,THRESHHOLD FOR DOORS	4,495	31,329
73084000	EQUIPMENT FOR SCAFF FOLDING SHUTTERING PROPPINGS FOR PITPROPPINGS	32,822	21,732
73089010	PILLARS ETC FOR STRUCTURS I/S	2,469	21,899
73089020	OTH GANGWAYS,GIRDERS,HANGERS	1,444,697	741,193
73089090	OTH COLUMNS ETC FOR STRUCT I/S	8,408	81,098
73090000	RESERVOIRS,TANKS,VATS SIMILAR CONTAINERS FOR ANY MATERIAL	679	541
73101000	TANKS,CASKS,DRUMS,CANS,BOX OF CAPACITY >50	15,278	27,977
73102100	CANS,CLOSED BY SOLDERING/CRIMPING CAPACITY<50	37,600	23,216
73102900	OTHER TANK,CASK,DRUM,BOX CAPACITY<50	5,935	9,697
73110020	CONTAINERS FOR LPG OF IRON/STL	13,775	9,945
73110090	OTH CONT FOR LIQEID/GAS OF I/S	528	54
73121010	IRON AND STEEL WIRE	308	853
73121020	IRON AND STEEL ROPE	5,508	1,523
73121090	OTHER IRON AND STEEL CABLE	1,165	4,878
73129090	OTHER STANDARD WIRE,ROPE&CABLE	5,682	11,580
73130000	BARBED WIRE OF IRON/STEEL TWISTED HOOP	2,819	5,669

PCT CHAPTER WISE BREAKUP OF EXPORTS

Rs. In Thousands

HSCODE	COMMODITY	Jul-Mar	Jul-Mar
		2016-17	2017-18
	ARTICLES OF IRON AND STEEL		
73142000	GRILL NETTING FENCING WELDED DIMENSION=3MM; MESH SIZE 100CM(SQUARE)	9,849	-
73143900	OTHER GRILL NETTING FENCING AT INTER SECTION	58	-
73144900	OTHER CLOTH GRILL NETTING /FENCING	68	1,004
73151110	ROLLER CHAIN FOR VEHICLES Ch87	31	-
73151190	OTHER ROLLER CHAIN	-	730
73151200	OTHER CHAIN, ARTICULATED LINK	1,214	5,184
73158100	OTHER CHAIN, STUD-LINK	2,645	-
73158900	OTHER CHAIN	135	-
73159000	OTHER PARTS	1,832	1,007
73160000	ANCHORS,GRAPNELS PARTS IRON/STEEL	2,274	1,431
73170010	NAILS OF IRON OR STEEL	19,149	2,730
73170090	OTHER ARTICLES OF IRON OR STEEL	2,354	271
73181100	COACH SCREW IRON/STEEL THREADED	66	112
73181200	OTHER WOOD SCREW IRON/STEEL THREADED	953	6
73181300	SCREW HOOKS,SCREW,RINGS,RIVETS OF IRON/STEEL	464	32
73181400	SELF-TAPPING SCREWS, THREADED	287	-
73181590	OTHER SCREW&BOTLS IRON/STEEL	611	17,488
73181610	HIGH TENTION NUTS IRON/STEEL	-	51
73181690	OTHER NUTS THREADED OF IRON/STEEL	58	2
73181900	OTHER BOLT,NUT,WASHER,RIVET IRON/STEEL TH	1,848	4,629
73182190	OTHER SPRING WASHER/LOCK WASHER	2,309	-
73182290	OTH WAHSERS	15	65
73182300	RIVETS, NON-THREADED	301	-
73182900	OTHER COACH SCREW,BOLTS,NUT IRON STEEL	1,809	7,689
73194000	SAFETY PINS & OTHER PINS	219	612
73199010	SEWING,DARNING/EMBROIDRY NEDLS	59	158
73199090	OTH KNITTING NEDLS,CRO HOOKS	419	4,050
73201090	OTH LEAF-SPRING&LEAF I/S	41	50
73209090	OTHER, SPRING AND LEAVES.	869	8
73211110	COOKING RANGES	35,017	17,648
73211190	OTHER COOKING APPLIANCES&PLATE WARMERS GAS	16,238	16,907
73211900	O-COKING APPLI INCL SOLID FUEL	345	-
73218100	OTHER APPLIANCES FOR GAS & OTHER FUELS	-	33
73218900	OTH APPL INCL APPLI SOLID FUEL	3,583	-
73219000	PARTS OF IRON/STEEL,COOKING APPLIANCES & PLATE WARMERS	64,761	29,789
73221100	RADIATORS/PARTS CAST IRON E-EL	183	133
73221900	OTHER RADIATOR AND PARTS THEREOF	-	617

PCT CHAPTER WISE BREAKUP OF EXPORTS

Rs. In Thousands

HSCODE	COMMODITY	Jul-Mar	Jul-Mar
		2016-17	2017-18
	ARTICLES OF IRON AND STEEL		
73229090	OTHER PARTS OF RADIATORS	1,438	216
73231000	IRON/STEEL WOOL,POT SCOURERS ETC	9,431	13,284
73239100	OTHER BUCKETS OF CAST IRON NOT ENAMELLED	8	-
73239200	OTHER HOUSE HOLD ARTICLES CASTIRON ENAMELLED	520	1,053
73239300	OTHER DOMESTIC UTENSILS STAINLESS STEEL	405,139	160,190
73239400	OTHER DOMESTIC UTENSILS IRON/STEEL	2,830	730
73239900	OTHER HOUSE HOLD ARTICLES, PARTS THEREOF	72,680	91,683
73241010	SINKS OF STAINLESS STEEL	1,562	7
73242900	OTHER BATH,SINK,WASH-BASIN ENAMELLED IRON	12,651	9,824
73249000	OTHER, INCLUDING PARTS	20,019	7,045
73251000	OTHER CAST ARTICLES IRON/STEEL OF NON MALLEABLE CAST IRON	294	613
73259900	OTHER CAST ARTICLES OF IRON/STEEL NES	3,083	8,145
73261910	FORGING OF CRANK SHAFT	48,922	64,558
73261920	FORGING SURGICAL/DENTAL INSTRUMENTS	-	3,303
73261930	STEEL FORGINGS EXCE 150KG I/S	-	1,245
73261990	OTHER ARTICLES FORGED/STAMPED NOT FURTHER WORKED NES	9,098	11,708
73262000	ARTICLES OF IRON OR STEEL WIRE	21,774	10,276
73269020	OTHER STEEL BALLS NOT >1MM DIAMETER	6	-
73269050	CLIPS,BRACK ETC,FOR ELE-WIRING	774	2,263
73269060	CLAMPS,HOSE CLIPS, HANGERS I/S	438	-
73269070	COSMETICS/CIGARE CASES ECT I/S	819	2,109
73269090	OTHER ARTICLES OF IRON/STEEL FORGED/STAMPED NOT FURTHER WORKED	180,404	131,437
	TOTAL ARTICLES OF IRON AND STEEL	6,690,783	5,262,975
	COPPER AND ARTICLES THEREOF		
74010000	CEMENT COPPER (PRECIPITATED)	3,449	3,915
74020000	UN-REFINED COPPER, COPPER ANODES FOR ELECTROLYTIC REFINING	95,418	204,326
74031200	REFINED COPPER WIRE-BARS	-	629
74031300	REFINED COPPER, 'BILLETS	6,954	19,328
74031900	OTHER, REFINED COPPER	735,043	3,317,205
74032100	COPPER-ZINC BASE ALLOYS(BRASS)	386,910	608,335
74032200	COPPER-TIN BASE ALLOYS(BRONZE)	-	9,327
74032900	OTHER COPPER ALLOYS(OTHER THAN MASTER ALLOYS OF HEADING H-74.05)	816	21,857
74040010	BRASS SCRAP	560,298	1,125,684
74040090	OTH COPPER WASTE AND SCRAP	2,725,582	8,193,101
74071020	RODS OF REFINED COPPER	2,081	20
74071090	OTHER PROFILES OF COPPER	10,747	135,195

PCT CHAPTER WISE BREAKUP OF EXPORTS

Rs. In Thousands

HSCODE	COMMODITY	Jul-Mar	Jul-Mar
		2016-17	2017-18
	COPPER AND ARTICLES THEREOF		
74072100	COPPER BAR,ROD PROFILES OF COPPERER ZINC BASE ALLOYS(BRASS)	3,386	2,676
74072900	OTHER BAR,ROD,PROFILES COPPER ALLOYS	213	72
74081100	WIRE REFERENCE COPPER MAXIMUM CROSS SECTIONAL DIAMETER >6MM	-	1,037
74081900	OTHER, WIRE OF REFINED COPPER	238,078	199,821
74082100	WIRE OF COPPER ALLOY ZINC BASE	6,022	449
74082900	OTHER WIRE OF COPPER ALLOYS ETC	518	9,183
74091100	PLATES,SHEET,STRIP REFINED COPPER COIL	-	2,310
74091900	OTHER PLATES,SHEETS &STRIP OF REFINED COPPER	313	515
74111090	OTHER TUBE/PIPE OF REFINED COPPER	104	-
74112100	TUB&PIPE COPPER ZINC BASE ALLOYS	5,007	-
74112900	OTHER TUBE&PIPE OF OTHER COPPER ALLOYS	214	48
74130000	STANDARD WIRE,CABLES PLAIED BANDS-NOT ELECTRICALLY INSULATED	390	-
74152100	WASHERS/INCLUDING SPRING WASHERS NOT THREADED	-	7
74152900	OTHER NOT THREADED ARTICLES COPPER	508	1,503
74153300	OTHER THREADED SCREW,BOLT,NUT COPPER	68	6,990
74153900	OTHER THREAD ARTICLES OF COPPER	34	1,987
74181000	TABLE,KITCH/OTH HOUSEHOLD ARTI	19,441	3,043
74182000	OTHER SANITARY WARE,PARTS COPPER	467,713	325,194
74191000	CHAIN,PARTS THEREOF OF COPPER	338	954
74199100	CAST,MOULDED,STAMPED,FORGED OF COPPER	38	-
74199910	COPPER SPRINGS	-	47
74199990	OTHER, ARTICLES OF COPPER	29,986	8,063
	TOTAL COPPER AND ARTICLES THEREOF	5,299,669	14,202,821
	NICKEL AND ARTICLES THEREOF		
75030000	NICKEL WASTE AND SCRAP.	750	1,756
75071200	TUBE & PIPE OF NICKEL ALLOYED	95	-
75072000	TUBE OR PIPE FITTING NICKEL	209	28
75089010	NICKEL ROTARY PRINTING SCREEN	-	158
75089090	OTHER NICKLE ROTARY PRINTING SCREEN	1	185
	TOTAL NICKEL AND ARTICLES THEREOF	1,055	2,127
	ALUMINIUM AND ARTICLE THEREOF		
76020010	ALUMINIUM W/SCRAP OF AUTO PART	354	3,383
76020090	OTHER ALUMINIUM WASTE OR SCRAP	8,303	9,696
76069110	ALUMINIUM SHEET NOT ALLOYS ANODIZED/ POLYURETHENE COATED	107	2,277
76069290	OTHER ALUMINIUM SHEET ALLOYS	2,198	2,229
76071100	ALUMINIUM FOIL ROLLED NOT-WORKED/BACKED	-	11,516

PCT CHAPTER WISE BREAKUP OF EXPORTS

Rs. In Thousands

HSCODE	COMMODITY	Jul-Mar 2016-17	Jul-Mar 2017-18
	ALUMINIUM AND ARTICLE THEREOF		
76071990	OTHER ADHESIVE TAPE	330	16
76072000	ALUMINUM FOIL, BACKED	8,738	7,172
76082000	TUBE, PIPE OF ALUMINIUM ALLOYED	-	557
76090000	ALUMINIUM TUBE,PIPE FITTINGS (E.G COUPLINGS,EIBOWS,SLEEVES)	41	369
76101000	DOORS,WINDOW, FRAMS,THRESHOLDS FOR DOORS	807	-
76109000	ALUMINIUM STRUCTURE & PARTS N.E.S.	2,248	993
76121000	COLLAPSIBLE TUBULAR CONTAINERS ALUMINIUM	109,747	62,310
76129010	ROUND CANS ALUMINIUM DIAMETER > 45MM	4	50
76129030	OTH CANS<=400ML W LOGO/BRAND	-	6,014
76129090	OTHER DRUMS CANS BOXES ALUMINIUM	3,260	23,266
76149000	OTHER STANDARD WIRE,CABLE,PLAITED BANDS&LIKE OF ALUMINIUM NOT ELECTRICALLY INSUL	1,400	-
76151000	TABLE,KITCH,POT POLISHPAD ALUM	1,611,384	1,790,331
76152000	SANITARY WARE&PATS OF ALUMINIUM	7,226	2,302
76161000	NAILS,BOLT,NUT,SCREW ETC ALUMINIUM	11,552	9,787
76169100	CLOTH,GRILL,FENCING & NETTING OF ALUMINIUM WIRE	2,160	-
76169910	CASINGS&FORGINGS	-	87
76169920	ALUMINIUM SLUGS	261	460
76169990	OTHER ARTICLE OF ALUMINIUM	22,908	43,609
	TOTAL ALUMINIUM AND ARTICLE THEREOF	1,793,028	1,976,424
	LEAD AND ARTICLES THEREOF		
78042000	LEAD, POWDERS AND FLAKES	37,054	-
	TOTAL LEAD AND ARTICLES THEREOF	37,054	0
	ZINC AND ARTICLES THEREOF		
79011200	ZINC CONTAINING BY WEIGHT<99.99% NOT ALLOYED	54,880	-
79020000	ZINC WASTE AND SCRAP.	18,009	94,062
79031000	ZINC DUST(BLUE POWDER)	108,898	183,777
79039000	OTHER ZINC POWDER AND FLAKES	23	1,101
79050000	ZINC PLATES,SHEET,STRIP & FOIL	514	-
	TOTAL ZINC AND ARTICLES THEREOF	182,324	278,940
	TIN AND ARTICLES THEREOF		
80012000	TIN ALLOYS	-	1,837
80070010	TIN PLAT, SHET,STRIP TH>0.2MM	38,104	32,629
80070020	TIN FOIL, THICKNESS >0.2,MM	6	25
80070030	TIN TUBE, PIPE AND FITTING	2	-
80070090	OTH ARTICLES OF TIN	40	83

PCT CHAPTER WISE BREAKUP OF EXPORTS

Rs. In Thousands

HSCODE	COMMODITY	Jul-Mar	Jul-Mar
		2016-17	2017-18
	TOTAL TIN AND ARTICLES THEREOF	38,152	34,574
	OTHER BASE METALS,CERAMICS,ARTICLES		
81083000	WASTE AND SCRAP OF TITANIUM	8,531	10,731
81089000	OTHER TITANIUM WROUGHT & ARTICLES	4,045	77
81121900	OTHER BERYLLIUM UNWROUGHT, ARTICLES	125	-
	TOTAL OTHER BASE METALS,CERAMICS,ARTICLES	12,701	10,808
	TOOLS,IMPLEMENTS,CUTLERY,PARTS THEREOF		
82011000	SPADES AND SHOVELS	1,874	862
82014000	AXES,BILL HOOKS & SIMILAR HEWING TOOLS	1,869	1,039
82015000	SECATEURS & ONE-HANDED PRUNERS AND SHEARS	-	387
82019000	OTHER HAND TOOL AGRICULTURAL,HORTICULTURE OR FORESTRY	11,187	7,935
82021000	HAND SAWS	-	10,827
82023100	CIRCULAR SAW BLADES WITH STEEL	1,184	133
82023900	OTHER CIRCULAR SAW BLADES; INCLUDING PARTS	32	-
82029100	STRAIGHT SAW BLADES,WORKING METAL	53	-
82029990	OTHER SAW BLADES	3,879	200
82031000	FILES, RASPS & SIMILAR TOOLS	475	1,710
82032000	PILERS,PINCERS,TWEEZERS AND SIMILAR TOOLS	69,971	87,233
82033000	METAL CUTTING SHEARS & SIMILAR TOOLS	23,948	14,180
82034000	PIPE CUTTERS,BOLT CROPPERS,PERFORATING PUNCHES AND SIMILAR TOOLS	570	701
82041100	NON-ADJUSTABLE HAND OPERATED SPANNERS & WRENCHES	4,562	1,463
82041200	ADJUSTABLE HAND OPERATED SPANNERS & WRENCHES	24	393
82042000	INTERCHANGEABLE SPANNER SOCKETS WITH OR WITHOUT HANDLES	145	1,818
82051000	DRILLING,THREADING OR TAPPING TOOLS	38,096	70,656
82052000	HAMMERS AND SLEDGE HAMMERS	4,338	3,343
82053000	PLANES,CHISELS,GUAGES AND SIMILAR CUTTING TOOLS FOR WORKING WOOD	1,947	845
82054000	SCREW DRIVERS	998	5,358
82055100	OTHER HAND TOOLS HOUSE-HOLD N.E.S.	14,874	14,775
82055900	OTHER HAND TOOL (GLAZIERS DIAMONDS)	143,218	135,929
82057000	VICES, CLAMPS AND THE LIKE	1,082	2
82059000	SETS OF ARTICLES OF TWO/MORE OF FORGOING SUB-HEADING	110,195	170,179
82060090	OTH TOOLS H-8202,8505 R-SALE	-	188
82071900	OTHER INCLUDING PARTS OF ROCK DRILLING OR EARTH-BORING TOOLS	-	4
82072000	DIES FOR DRAWING/EXTRUDING METAL	56	7
82073000	TOOL FOR PRESSING, STAMPING/PUNCHING	1,117	86
82075010	TOOL DRILLS OTHER THAN ROCK/PARALLEL OR STRAIGHT SHANK TWIST DRILLS	6,341	-
82075090	OTHER TOOL FOR DRILLING OTHER THAN ROCK DRILLING	3,812	5,914

PCT CHAPTER WISE BREAKUP OF EXPORTS

Rs. In Thousands

HSCODE	COMMODITY	Jul-Mar	Jul-Mar
		2016-17	2017-18
	TOOLS,IMPLEMENTS,CUTLERY,PARTS THEREOF		
82076000	TOOLS FOR BORING OR BROACHING	21	-
82078000	TOOLS FOR TURNING	52	-
82079000	OTHER INTERCHANGEABLE TOOLS	557	1,381
82081000	KNIVES&CUTTING BLADES FOR METAL WORKING	-	18,690
82082000	KNIVES CUTTING BLADES FOR WOOD WORKING	-	296
82083000	KNIVES & CUTTING BLADES FOR KITCHEN APPLIANCES	283	169
82084000	KNIVES&CUTTING BLADE FOR AGRICULTURAL, HORTICULTURAL OR FORESTRY MACHINES	13,729	6,167
82089010	OTH BLADES/KNIVES PAPER MACH	12,434	-
82089020	DIE STEEL CUTTING BLADES	-	149
82089090	OTH BLADES/KNIVES FOR MACHINE	2,192	6,063
82090000	PLATES STICKS,TIPS AND THE LIKE FOR TOOLS, UNMOUNTED OF CERMET	259	688
82111000	SETS OF ASSORTED ARTICLES	2,408	-
82119100	TABLE KNIVES HAVING FIX BLADE.	10,861	40,898
82119200	OTHER KNIVES HAVING FIXE BLADES.	616,080	740,157
82119300	KNIVES HAVING OTHER THAN FIX BLADES.	64,431	33,334
82119400	BLADES	1,278	333
82119500	HANDLES OF BASE METAL	14,741	4,708
82121000	RAZORS	686,064	787,795
82122000	SAFETY RAZOR BLADES,	762,594	829,010
82129000	OTHER PARTS	1,606	2,077
82130000	SCISSORS,TAILOR'S SHEARS & SIMILAR SHEARS AND BLADE	530,965	556,835
82141000	PAPER KNIVES,LETTER OPENERS,ERASING KNIVES, PENCIL SHARPENERS AND BLADES ETC	22,987	22,217
82142000	MANICURE OR PEDICURE SETS AND INSTRUMENTS	3,456,076	3,938,295
82149000	OTHER ARTICLES OF CUTLERY .	39,288	30,969
82151000	SETS OF ASSORTED ARTICLE CONTAINING >= 1 ARTICLE PLATED WITH PRECIOUS METAL	-	316
82152000	OTHER SETS OF ASSORTED ARTICLE.	1,986	918
82159910	SPOONS	7,865	509
82159920	FORKS (CUTLERY)	63	203
82159990	OTHER ARTICLE OF KITCHEN.	124,247	127,080
	TOTAL TOOLS,IMPLEMENTS,CUTLERY,PARTS THEREOF	6,818,914	7,685,424
	MISC. ARTICLES OF BASE METALS		
83013000	LOCKS FOR FURNITURE	-	6
83014000	OTHER LOCKS	1,649	911
83017000	KEYS PRESENTED SEPARATELY	221	-
83021010	HINGES,VEH-H-8704.2299,8703	-	1,150
83021090	OTH HINGES&FITTINGS FOR FURNI	103	2,147

PCT CHAPTER WISE BREAKUP OF EXPORTS

Rs. In Thousands

HSCODE	COMMODITY	Jul-Mar	Jul-Mar
		2016-17	2017-18
	MISC. ARTICLES OF BASE METALS		
83022000	CASTORS	84	-
83023090	OTH FITTINGS FOR M-VEHICLES	19,856	19,629
83024100	OTHER MOUNTING,FITTING SUITABLE FOR BUILDING	1,226	2,354
83024200	OTHER MOUNTING,FITING FURNITURES	312	-
83024900	OTHER FITTINGS OF BASE METAL N.S.	17,204	34,120
83025000	HAT-RACKS,HAT-PEGS,BRACKET&FIX	634	1,282
83026000	AUTOMATIC DOOR CLOSERS	5,667	7,790
83030000	ARMoured/REINFORCED SAFES, STRONG BOXES AND DOORS ETC OF BASE METAL.	4	-
83040000	FILING CABINETS,CARD-INDEX CABINET/TRAYS	432	230
83052000	STAPLES IN STRIPS	193	72
83059000	OTHER, INCLUDING PARTS	-	204
83061000	BELLS,GONGS ETC.NON ELECTRIC OF BASE METAL	16,739	21,479
83062900	OTHER; MIRRORS OF BASE METAL	4,065	894
83063000	PHOTOGRAPH,PICTURE OR SIMILAR FRAMES; MIRROR	1,549	2,577
83071000	FLEXIBLE TUBING OF IRON/STEEL	2,043	1,172
83079000	FLEXIBLE TUBING OF BASE METAL	-	4,351
83081010	HOOKS OF BASE METAL	35,140	550
83081020	EYES & EYE LETS OF BASE METAL	770	403
83082000	TUBULAR OR BIFURCATED RIVET	29	67
83089020	BUCKLE OF BASE METAL	933	2,475
83089030	FRAME OF HAND BAG ETC OF BASE METAL	325	88
83089090	OTHER MADE UP ARTICLE OF BASE METAL PART	16,793	44,323
83099010	ALUM LID CAN OF CARBONAT DRINK	355	282
83099090	OTHER	155	300
83100010	NUMB PLATE ASSEMBLY,AGRI-TRACT	157	48
83100030	NUM PLATE ASSEMBLY OTH M-VEH	3,906	-
83100090	OTH SIGN-PLATES, NAME PLATES	67	146
83111000	COATED ELECTRODE OF BASE METAL	5,655	1,496
83113000	COATED RODS & CORED WIRE OF BASE METAL FOR SOLDERING,BRAZING OR WELDING BY FLAME	449	-
83119000	OTHER WIRE & RODS AGGLOMERATED OF BASE METAL	431	1,658
	TOTAL MISC. ARTICLES OF BASE METALS	137,146	152,204
	MACHINARY/ COMPONENTS		
84012000	MACHINERY/APPARATUS,ISOTOPIC SEPARATION	659	-
84021190	OTHER STEAM & OTHER VAPOUR GENERATING BOILER	215	558
84021200	WATER TUBE BOILER STEAM PRODUCTION <45 TON PER HOUR	599	64
84021910	FIRE TUBE BOILERS	1,174	-

PCT CHAPTER WISE BREAKUP OF EXPORTS

Rs. In Thousands

HSCODE	COMMODITY	Jul-Mar	Jul-Mar
		2016-17	2017-18
	MACHINERY/ COMPONENTS		
84021920	WASTE HEAT BOILER/HYBRID BOILER	-	11,436
84021990	OTHER VAPOUR GENERATING BOILERS,	303	81
84029090	OTHER PARTS OF BOILER	2,103	-
84042000	CONDENSERS FOR AUXILIARY PLANT	98	-
84049090	OTH PARTS VAPOUR POWER UNITS	21	1,095
84051000	PRODUCER GAS/WATER GAS GENERATORS	26	-
84059000	PARTS OF PRODUCER GAS/WATER GAS GENERATORS	552	1,268
84069000	PARTS OF STEAM TURBINES	-	1,158
84073210	RECIPRO PE 50-250CC VEH-H-8711	63	-
84079090	OTHER ENGINES	2,017	-
84081000	MARINE PROPULSION ENGINES	-	414
84082010	DIESEL ENG,AGRI-TRACTOR H-8701	266	24,633
84082090	OTH DIESEL / SEMI DIESEL ENGIN	16,209	188
84089000	OTHER ENGINES	15,655	16,890
84091000	PARTS FOR AIRCRAFT ENGINES	4	-
84099110	RING FOR PISTON OF VEHICLE CHAPTER 87	25	53
84099120	CYLINDER FOR VEHICLES OF CHAPTER 87	12,179	3,967
84099130	CYLINDER FOR VEHICLES OF CHAPTER 87	57	-
84099140	CYLINDER HEADS FOR VEHICLES OF CHAPTER 87	883	2,595
84099150	CYLINDER LINER FOR VEHICLES OF CH.87	31,841	17,288
84099192	OTH PART FOR GAS ENG H84079010	155	1,070
84099199	OTH KITS FOR VEHICLES OF CH-8	257	458
84099910	OTHER RING FOR PISTON VEHICLE CH-87	3,452	1,481
84099920	OTHER CYLINDER FOR VEHICLES OF CH-87	1,515	446
84099940	OTHER CYLINDER HEAD FOR VEHICLES CH-87	477	-
84099999	OTH PARTS OF ENGINES	6,142	11,824
84118100	OTHER GAS TURBINES OF POWER NOT EXCEEDING 5,000KW	-	659
84119900	OTHER PARTS OF GAS TURBINES	10	-
84122900	OTHER HYDRAULIC POWER ENGINES & MOTOR	679	2,347
84128090	OTHER ENGINES AND MOTOR.	167	-
84129010	PART MAC H-8412.3900,8412.8010	122	-
84129090	OTH PARTS OF ENG / MOTORS	195	52
84131100	PUMPS FOR DISPENSING FUEL/LUBRICANTS	-	1,655
84131990	OTHER PUMPS FOR DISPENSING CHEMICALS	4,143	3,666
84132000	HAND PUMPS NOT WITH MEASURING DEVICE	11,672	179
84133010	DIESEL FUEL INJECTION PUMPS FOR VEHICLES OF CH-87	-	14,482
84133020	OIL PUMP ASSEM VEH H-87019020	44,173	14,262

PCT CHAPTER WISE BREAKUP OF EXPORTS

Rs. In Thousands

HSCODE	COMMODITY	Jul-Mar	Jul-Mar
		2016-17	2017-18
	MACHINARY/ COMPONENTS		
84133090	OTHER PUMPS FUEL/LUBRICATION/COOLING	922	1,349
84134000	CONCRETE PUMP FUEL LUBRICATION	-	825
84137010	SUBMERSIBLE PUMPS	-	441
84137090	OTH CENTRIFUGAL PUMPS	9,328	132,084
84138100	OTH PUMPS	841	2,450
84139110	STAINLESS STEEL IMPELLERS OF PUMPS	238,822	120,934
84139120	LASER WELDED CHAMBERS FOR PUMP	2	-
84139130	OTH PARTS GROUT,ETC PUMPS	800	2,122
84139140	OTH PART PUMP FILLSTAT/GARAGE	175	-
84139190	PARTS OF OTHER PUMPS	7,633	16,535
84141000	VACUUM PUMPS	326	2,289
84142000	HAND OR FOOT OPERATED AIR PUMPS	454	59
84143010	COMPRESSOR USED WITH NON CFC/HCFC GASES	444	-
84143090	OTHER COMPRESSORS USED IN REFRIGERATING EQUIPMENTS	198	4,186
84144000	AIR COMPRESSORS MOUNTED ON A WHEELED CHASSIS FOR TOWING	1,537	409
84145110	CEILING FAN	699,346	661,957
84145120	PEDESTAL FAN	671,611	402,109
84145130	TABLE FAN	12,986	891
84145140	EXHAUST FAN	96,598	63,415
84145190	OTHER FANS WITH SELF CONTAINED ELECTRIC MOTOR OF OUTPUT NOT EXCEEDING 125W	400,827	729,273
84145910	BLOWERS	1,147	380
84145990	OTHER FANS	110	382
84146000	HOODS HAVING A MAXIMUM HORIZONTAL SIDE NOT > 120CM	-	31
84148040	AIR CURTAINS	5	-
84148050	TURBO CHARGERS	109	-
84148090	OTH TABLE,FLOOR,WALL,CEILI FAN	8,112	2,721
84149010	PART MACH H-84141000,8414.3010	3,263	4,582
84149020	PARTS COMPRESSOR REFRI EQUIP	834	83
84149090	OTHER PARTS OF H-84.14	424,656	180,882
84151010	WINDO,WALL TYPE AC/SPLIT SYSTE	4,227	1,078
84151020	S-CON AC/SPLIT INER-OUTER UNIT	2,048	3,623
84151090	OTH AC MACH MOTOR DRIVEN FAN	16,157	501
84152010	AC MACH FOR MOTOR-CARS H-8703	-	141
84152090	OTH AC FOR PERSONS USED IN VEH	-	527
84159019	OTH EVAPORATORS	165	-
84159021	CONDENSORS FOR VEHICLES H87	-	496
84159029	OTH CONDENSORS	486	-

PCT CHAPTER WISE BREAKUP OF EXPORTS

Rs. In Thousands

HSCODE	COMMODITY	Jul-Mar	Jul-Mar
		2016-17	2017-18
	MACHINARY/ COMPONENTS		
84159091	OT AC PART H84152010,20,30,90	-	286
84159099	OTH PARTS FOR REFRI/AIRCOND	14,158	22,054
84161000	FURNACE BURNERS LIQUID FUEL	355	1,057
84163000	MECHANICAL STOKERS GRATES ETC	-	386
84169000	PART OF BURNERS OTHER ARTICLES OF 7412	25,495	83,217
84171010	KILNS (FURNACE OVEN)	-	269
84171090	OTHER FURNACES AND OVEN	20,815	17,051
84172000	BAKERY OVENS INCLUDING BISCUIT OVEN	3,761	2,123
84178000	OTHER FURNANCE AND OVENS	20	2,178
84179000	PARTS OF INDUSTRIAL OR LABORATORY FURNACE	6,496	114
84181000	COMBINED REFRIGERATOR-FREEZERS FITTED WITH SEPERATE EXTERNAL DOORS	20,217	31,157
84182100	REFRIGERATORS HOUSEHOLD TYPE	114,955	144,870
84182900	OTHER REFRIGERATOR HOUSHOLD TYPE	127	193
84183000	FREEZERS OF CHEST TYPE, NOT EXCEEDING 800 L CAPACITY	16,372	29,065
84184000	FREEZERS OF THE UPRIGHT TYPE	-	1,935
84185000	OTHER REFRIGERATOR/FREEZERS CHEST, CABINET, DISPLAY COUNTERS, SHOW CASES ETC	-	799
84186910	MILK CHILER ABOVE 3000 LTR CAP	104	-
84186930	WATER DISPENSER	15	-
84186990	OTH REFRIGERATIN, FREEZING MACH	229	1,949
84189990	OTHER PARTS OF REFRIGERATORS/FREEZERS	761	21
84191100	INSTANTANEOUS GAS WATER HEATERS	-	1,516
84191900	OTHER INSTANTANEOUS STRONG WATER HEATER	470	263
84192000	MEDICAL SURGICAL LABORATORY STERILISERS	18,541	7,227
84193900	OTHER DRYERS	-	830
84195000	HEAT EXCHANGE UNITS	-	19
84196090	OTH MACH FOR LIQUIFYING AIR/GA	31	-
84198100	OTHER MACHINERY PLANT EQUIPMENT FOR HOT DRINKS/COOKING OR HEATING FOOD	417	1,836
84198910	COOLING TOWERS	793	483
84198990	OTH MACHINES AND PLANTS	4,551	439
84199010	PART DRYERS, AGRI, AIR GAS MACH	36,453	57
84199090	OTH PARTS MACH, PLANT, LAB EQUIP	15,975	1,571
84201000	CALENDERING OR OTHER ROLLING MACHINES	26,015	13,654
84209100	CYLINDERS (FOR CALENDERING MACHINE)	1,300	108
84209900	OTHER PARTS OF CALENDERING MACHINE	7,481	3,675
84211200	CLOTHES-DRYERS	208	-
84211900	OTHER CENTRIFUGES INCLUDING DRYER	313	-
84212100	FILTERING PURIFYING MACHINERY & APPARATUS FOR LIQUIDS	3,167	1,362

PCT CHAPTER WISE BREAKUP OF EXPORTS

Rs. In Thousands

HSCODE	COMMODITY	Jul-Mar	Jul-Mar
		2016-17	2017-18
	MACHINARY/ COMPONENTS		
84212200	FILTERING MACHINERY FOR BEVERAGES	-	529
84212310	OIL FILTER M-VEH H-8703,4,8711	55,050	34,888
84212320	OTH FUEL FILTER VEH H-87019020	16,523	13,998
84212390	OTH OIL/PETROL FILTERS FOR ENG	73	100
84212900	OTHER FILTER MACHINERY APPARATUS NES	188	-
84213110	INTAKE AIR FILT VEH H-8703,11	29	-
84213190	OT FILTERING/PURIFYING MAH,GAS	663	148
84213920	FILTER DRIERS CFC REFRIGERANT GASES	19	45
84213930	MIST ELEMATOR FILTERING MACHINERY	86	86
84213940	AIR FILTER FOR PURIFYING GASES	30,269	43,553
84213990	OTHER FILTERING PURIFYING MACHINERY GASES	7,995	48
84219190	OTHER PARTS OF CENTRIFUGES	41	54
84221100	DISH WASHING MACHINE HOUSE TYPE	6	1,137
84221900	OTHER DISH WASHING MACHINE OF HOUSEHOLD TYPE	6,547	987
84222000	MACHINERY FOR CLEANING OR DRYING BOTTLES OR OTHER CONTAINERS	26	-
84223000	MACHINERY FOR FILLING/CLOSING/SEALING OR LABELLING BOTTLE	62,928	30,793
84224000	OTHER PACKING WRAPPING MACHINE	94,803	53,347
84229090	OT PART FILLING/PACK/WARP MACH	4,187	22,201
84231000	PERSONAL WEIGHING MACHINES	483	40
84232000	SCALES FOR CONTINUOUS WEIGHING OF GOODS ON CONVEYORS	102	-
84233000	CONSTANT WEIGHT SCALES/HOPPER	528	132
84238200	OTHER WEIGHT MACHINERY >30 BUT <5000 KG CAPACITY	79	-
84238900	OTHER WEIGHING MACHINERY	-	400
84239000	WEIGHT MACHINE OF ALL KINDS & PARTS	3	-
84241000	FIRE EXTINGUISHERS WHETHER OR NOT CHARGED	1,489	-
84242020	SPRAY GUNS/APPL FOR INDUSTRY	12	-
84242090	OTH SPRAY GUNS & APPLIANCES	13,085	345
84243000	STEAM OR SAND BLASTING MACHINES AND SIMILAR JET PROJECTING MACHINES	-	2,476
84248900	OTHER APPLIANCES PROJECTING/DISPERSING/SPRAYING LIQUIDS	673	2,303
84249010	PART MAC H-8424.2010,3000,8100	986	1,673
84249090	OTH PART SRAYING/BLASTING MACH	-	2,503
84251900	OTHER PULLEY TACKLE WINCHES & CAPSTANS	63	34
84253100	OTHER WINCHES,CAPSTANS POWERED BY ELECTRIC MOTOR	656	13
84254200	OTHER JACKS AND HOISTS HYDRAULIC	895	4,354
84254900	OTHER MECHANICAL HANDING EQUIPMENT	-	789
84263000	PORTAL OR PEDESTAL JIB CRANES	-	75
84264900	OTHER MACHINERY SELF PROPELLED	179	132,334

PCT CHAPTER WISE BREAKUP OF EXPORTS

Rs. In Thousands

HSCODE	COMMODITY	Jul-Mar	Jul-Mar
		2016-17	2017-18
	MACHINARY/ COMPONENTS		
84269900	OTHER MACHINERY NOT SELF PROPELLED	-	3,390
84279000	OTHER WORK TRUCK FITTED WITH LIFTING/HANDLING EQUIPMENT	26	-
84282000	PNEUMATIC ELEVATORS & CONVEYORS	-	249
84283300	OTHER ELEVATOR/CONVEYOR BELT TYPE	148	114
84283990	OTH CONVEYORS FOR GOODS/MATERI	5,324	1,655
84289010	HYDRAULIC LIFT ASS AGR-TRACTOR	-	632
84289090	OTH HYDRAULIC LIFT ASSEMBLY	118	4,763
84291900	OTHER; BULLDOZERS/ANGLEDZERS/TRACK LAYING	-	105
84292000	GRADERS AND LEVELLERS	-	18,542
84295100	FRONT-END SHOVEL LOADERS	-	737
84295900	OTHER MECHANICAL SHOVALS,EXCAVATORS AND SHOVAL LOADERS	2,405	10,034
84303900	OTHER SELF PROPELLED COAL/ ROCK CUTTER	672	2,051
84304900	OTHER BORING/SINKING MACHINERY NOT SELF PROPELLED	-	1,852
84306900	OTHER MACHINERY NOTSELF-PROPELLED	6,082	990
84311000	PARTS MACHINERY HEADING 84.25	2	-
84312000	PARTS MACHINERY HEADING 84.27	2,827	-
84313100	PARTS OF LIFTS,SKIP HOISTS & ESCALATORS	1,073	-
84313900	OTHER PARTS LIFTING/HANDLING/LOADING MACHINERY	35,967	98,395
84314100	BUCKETS SHOVELS GRABS & GRIPS	81	-
84314300	PARTS FOR BORING/SINKING MACHINERY OF SUBHEADING 8430.41 OR 8430.49	-	2,641
84314900	PART MACHINERY HEADING 84.26,84.29-30	6,967	16,819
84321010	CHISEL PLOUGHS	1,420	24,727
84321090	OTHER PLOUGHS	81,184	92,876
84322100	DISC HARROWS	19,121	15,572
84322910	CULTIVATORS	-	548
84322990	OTHER CULTIVATORS	443	2,533
84323900	OTH PLANTERS & TRANSPLANTERS	16,414	463
84324100	MANURE SPREADERS	251	-
84328010	ROTAVATORS	209	-
84328090	OTHER ROTAVATORS	31,545	41,576
84329000	PARTS AGRICULTURAL,HORTICULTURAL MACHINERY	23,710	15,000
84331100	LAWN MOVERS FOR PARKS/SPORTS GROUND	-	110
84331900	OTHER MOVER FOR LAWN PARKS SPORTS GROUNDS	3,468	40
84333000	OTHER HAY MAKING MACHINERY	834	-
84334000	STRAW OR FODDER BALER INCLUDING PICK-UP BALER	-	1,793
84335100	COMBINE HARVESTER-THRESHERS	1,618	-
84335200	OTHER THRESHING MACHINERY	5,251	1,487

PCT CHAPTER WISE BREAKUP OF EXPORTS

Rs. In Thousands

HSCODE	COMMODITY	Jul-Mar 2016-17	Jul-Mar 2017-18
	MACHINARY/ COMPONENTS		
84335900	OTHER HARVESTING MACHINES	3,503	-
84336000	MACHINES FOR CLEANING, SORTING OR GRADING EGGS, FRUIT, OTHER AGRICULTURAL PRODUCE	-	3,813
84339000	PARTS; MACHINES FOR CLEANING/SORTING OR GRADING EGGS ETC	19,081	20,713
84341000	MILKING MACHINES	2,326	3,179
84342000	DAIRY MACHINERY	2,855	524
84349000	PARTS OF MILKING/DAIRY MACHINERY	1,263	1,311
84351010	MACH FOR BEVERAGE MANUFACT	-	137
84351090	OTH MACH FOR BEVERAGE MANF	2,409	609
84361000	MACHINERY FOR PREPARING ANIMAL FEEDING STUFFS	-	46
84362100	POULTRY INCUBATORS & BROODERS	-	12,805
84362900	OTHER POULTRY KEEPING MACHINERY	19,882	245
84368000	OTHER MACHINERY	-	613
84369100	PARTS POULTRY KEEPING MACHINERY OR POULTRY INCUBATORS AND BROODERS	10,945	10,454
84369900	OTHER PART OF AGRICULTURAL/HORTICULTURAL MACHINERY	90	-
84371000	MACHINES FOR CLEANING, SORTING OR GRADING SEED, GRAIN, DRIED LEGUMINOUS VEGETABLES	-	16,116
84378000	OTHER MACHINERY	22,702	3,507
84379000	PARTS OF MACHINE USE IN MILLING INDUSTRY	316	10,645
84381000	BAKERY MACHINERY & MANUFACTURING MACARONI, SPAGHETTI	2,510	6,432
84382000	MACHINERY FOR MANUFACTURE OF CONFECTIONERY, COCOA OR CHOCOLATE	17,547	24,629
84383010	CRSUHERS FOR SUGARCANE	143,668	-
84383090	OTH MACH FOR SUGAR MANF	1,249	114
84384000	BREWERY MACHINERY	11,793	-
84385000	MACHINERY FOR PREPARATION OF MEAT/POULTRY	418	118
84386000	MACHINES FOR PREPERATION OFFRUITS/NUTS/ VEGETABLES.	-	16,703
84388010	OTH MACH FOR CEREAL FOOD MANF	-	388
84388090	OTH MACHINERY OF OTH	630	8,015
84389010	PARTS OF MACHINES OF HEADING 8438.3000 & 8438.4000	328,585	575,963
84389090	OTH PART FOOD/DRINK MAKE MACH	33,208	3,749
84392000	MACHINERY FOR MAKING PAPER OR PAPER BOARD	470	-
84393000	MACHINERY FOR FINISHING PAPER OR PAPER BOARD	131	-
84399900	OTHER PARTS OF MACHINERY PAPER OR PAPER BOARD	18	211
84401000	BOOK BINDING MACHINERY INCLUDING BOOK SEWING MACHINES	248	3,600
84409000	PARTS OF BOOK BINDING MACHINERY	1,341	1,301
84411000	CUTTING MACHINES	3,957	6,730
84412000	MACHINES MAKING BAGS, SACKS/ENVELOPES	5,028	614
84413000	MACHINES MAKING CARTONS, BOXES, TUBES ETC	8,229	2,673
84418000	OTHER MACHINES FOR MAKING PAPER & PAPER BOARD	1,627	19,056

PCT CHAPTER WISE BREAKUP OF EXPORTS

Rs. In Thousands

HSCODE	COMMODITY	Jul-Mar	Jul-Mar
		2016-17	2017-18
	MACHINARY/ COMPONENTS		
84419010	PART MAC H-8441.1000,8441.4000	1,836	140
84419090	OTH PART PULP/PAPRE MKING MACH	5,606	5,127
84424000	PARTS BOOK BINDING MACHINERY	830	1,232
84425000	PRINT TYPE BLOCK PLATE L/GRAPH	-	1,189
84431100	OFF SET PRINTING MACHINERY REEL-FED	-	54,109
84431200	SHEET FED, OFFICE TYPE	329	243
84431300	OTH OFFSET PRINTING MACHINERY	114	-
84431910	HOT STAMPING MACHINES	-	2,315
84431920	LABEL PRINTING /EMPOSSING MACH	339	216
84431951	PRINT/DES MACH ON COTTON TEX.	-	542
84431959	OTH PRINT/DESIGN MACH	1,880	-
84431990	OTH MACH PRINT REPETITIVE WORD	21	3,058
84433100	FAXPRINTERS &COPIERS COMBINED	-	11
84433220	INK JET PRINTER FOR DP MACHINE	476	331
84433240	LINE PRINTER	16	-
84433290	O-MACH CAPABLE TO CONNECT DPM	-	77
84433990	OTH PHOTOCOPYING APPARATUS	-	37
84439100	PART P-MACH PRINT BY PLATE/CYL	8,042	2,752
84439950	TONER,INK CART OF COMP PRINTER	-	294
84439990	OTH PARTS OF HEAD 84.42	25,741	-
84440000	MACHINES FOR EXTRUDING, CUTTING MAN MADE TEXTILE MATERIAL	-	1,126
84451100	CARDING MACHINES	1,649	38,617
84451300	DRAWING /ROVING MACHINES	6,565	12,407
84451910	OTH BLOW ROOM MACHINERY	-	2,978
84451990	OTH MACH PREPARING TEXT FIBRES	46,200	23,925
84452000	TEXTILE SPINNING MACHINES	-	84,889
84453000	TEXTILE DOUBLING OR TWISTING MACHINES	11,460	7,160
84454020	CONE/BOBBIN WINDING MACHINES	619	17,082
84454090	OTHER TEXTILE WINDING MACHINE	417	-
84459000	OTHER MACHINERY,TEXTILE FIBRE	8,478	5,926
84461000	WEAVING MACHINES FABRICS WIDTH NOT > 30 CM	2,610	-
84462900	OTHER MACHINES(LOOMS)	-	79,361
84463000	WEAVING MACHINES FABRIC OF WIDTH >30CM SHUTTLELESS TYPE	236,419	299,465
84471200	CYLINDER DIAMETER EXCEEDING 165 MM	-	857
84472000	FLAT KNITTING MACHINES,STITCH-BONDING MACHINES	5,354	5,625
84479010	MULTI HEAD EMBROIDERY MACHINES	1,149	91,639
84479090	OTH CIRCULAR KNITTING MACHING	325	2,223

PCT CHAPTER WISE BREAKUP OF EXPORTS

Rs. In Thousands

HSCODE	COMMODITY	Jul-Mar	Jul-Mar
		2016-17	2017-18
	MACHINARY/ COMPONENTS		
84481900	OTHER AUXILARY MACHINES HD 84.44-47	1,193	-
84482000	PARTS&ACCESORIES MACHINES OF HEADING 84.44 OR OF THEIR AUXILIARY MACHINERY	14,717	8,245
84483190	OTHER CARD CLOTHING	-	6,562
84483200	PART ACCESORY MACHINES TEXTILE FIBRE	3,226	1,009
84483320	SPINDLES TEXTILE MACHINES	289	2,048
84483330	SPINNING RINGS	900	-
84483900	OTHER PARTS&ACCESSORIES 84.45	65,228	35,702
84484210	REEDS FOR LOOMS	2,508	1,581
84484290	OTHER HEALDS & HEALDS FRAME	257	571
84484910	SHUTTLES	4,167	8,443
84484990	OTH PART ACCESSORIES WEAV MACH	18,994	8,949
84485900	OTHER PART ACCESSORY MACHINES HEAD 84.47	6,425	23,392
84501200	OTHER MACHINES WITH BUILT IN CENTRIFUGAL DRIER	8	4,990
84501900	OTHER MACHINES DRY LINEN CAPACITY NOT EXCEEDING 10KG	49,758	61,914
84502000	MACHINEE EACH OF DRY LINEN CAPACITY EXCEEDING 10KG	-	333
84509000	PARTS FOR HOUSE HOLD OR LAUNDRY TYPE WASHING MACHINE	26,503	34,109
84512100	DRY LINEN CAPACITY NO EXCEEDING 10KG	-	282
84512900	OTHER DRYING MACHINES	10	3,970
84513000	IRONING MACHINES & PRESSES(INCLUDING FUSING PRESSES)	5,454	4,951
84514010	WASHING MACHINE (INDUSTRIAL)	15,909	6,704
84514030	DYEING MACHINE	-	1,322
84515000	MACHINES FOR REELING UNREELING FOLDING ETC	5,436	443
84518020	FLOCKING MACHINES	-	13,236
84518090	OTHER MACHINES FOR WRINGLING/PASTING	21,723	1,537
84519000	PARTS FOR DRY CLEAN/DYEING MACHINES	8,447	14,172
84521010	SEWING MACHINES HOUSE-HOLD MACHINES CKD/SKD CONDITION	-	471
84521090	OTHER SEWING MACHINES HOUSEHOLD TYPE	197	839
84522100	AUTOMATIC UNITS SEWING MACHINE	-	449
84522900	OTHER SWING MACHINES INDUSTRIAL	2,563	9,675
84523000	SEWING MACHINE NEEDLES	430	337
84529030	PARTS OF MACH-HEAD 8452.1090	75	46
84529090	OTH PARTS OTH SEWING MACHINE	365	597
84531000	MACHINES FOR PREPARING,TANNING OR WORKING HIDE,SKIN OR LEATHER	9,469	4,205
84532000	MACHINERY FOR MAKING/REPAIRING FOOTWEAR	1,736	1,302
84538000	OTHER MACHINES FOR REPAIRING HIDES-SKINS/LEATHER	332	960
84539000	PARTS OF MACHINE,TANNING,FOOTWEAR	730	326
84542000	INGOT MOULDS & LADLES	595	-

PCT CHAPTER WISE BREAKUP OF EXPORTS

Rs. In Thousands

HSCODE	COMMODITY	Jul-Mar	Jul-Mar
		2016-17	2017-18
	MACHINARY/ COMPONENTS		
84543000	CASTING MACHINES	-	384
84549000	PARTS OF CONVERTERS LADLES ETC	156	1,617
84552200	COLD, ROLLING MILLS	-	908
84553010	CAST IRON ROLLS OF DIAMETER NOT>91.44CM	-	2,473
84553090	OTHER ROLLS FOR ROLLING MILLS	35,944	25,297
84559000	OTHER PARTS METAL ROLLING MILLS	5,404	19,097
84561190	OTH MACH OPERATED BY LASER	517	-
84569000	O-MAC TOOL REMOV MATE BY LASER	-	2,973
84571000	MACHINING CENTRE FOR WORKING METAL	452	123
84581100	HORIZONTAL LATHES NUMERICALLY CONTROLLED	346	810
84581900	OTHER, HORIZONTAL LATHES	7,541	13,878
84589900	OTHER LATHES REMOVING METALS	22,786	24,715
84591000	WAY TYPE UNIT HEAD MACHINES	-	5,271
84592100	OTHER DRILLING MACHINES NUMERICALLY CONTROLLED	320	-
84592990	OTHER DRILLING MACHINES	65,090	3,837
84593910	VERTICAL BORING,MILLING MACHINES CAPACITY 25MM	2,682	-
84593990	OTHER BOARING-MILLING MACHINES	2,340	-
84594900	OTHER BORING MACHINES	473	-
84595990	OTHER MILLING MACHINES KNEES TYPE	1,982	168
84596990	OTHER MILLING MACHINES	874	-
84601900	FLAT SURFACE GRINDING MACHINES NOT NUMERICALLY CONTROLLED	4,531	3,543
84602900	GRINDING MACHINES ACCURACY AT LEAST 0.01MM	3,600	10,439
84603100	SHARPENING MACHINES NUMERICALLY CONTROLLED	-	225
84603900	OTHER SHARPENING MACHINES NUMERICALLY CONTROLLED	227	182
84609010	BENCH TYPE GRINDING MACHINE	127	153
84609090	MACHINE TOOLS FOR DEBURRING/POLISHING	5,765	3,843
84612090	OTHER SHAPING/SLOTTING MCHINES	164	104
84613000	BROACHING MACHINES	31	-
84614000	GEAR CUTTING,GRINDING/GEAR FINISHING MACHINES	-	2,513
84615090	SAWING OR CUTTING OFF MACHINES	774	-
84619000	MACHINES TOOLS FOR METAL WORKING	1,258	105
84621010	FORGING NON-ALIE STAMPING MACHINE & HAMMERS	-	104
84621090	OTHER FORGING/DIE STAMPING MACHINES & HAMMERING	3,858	800
84622900	NON NUMERICALLY CONTROLLED BENDING,FOLDING MACHINES	9,718	6,434
84623900	OTHER SHEARING MACHINES NOT NUMERICALLY CONTROLLED	282	179
84624900	OTHER PUNCHING/NOTCHING MACHINES INCLUDING SHEARING	9,202	236
84629190	OTHER, HYDRAULIC PRESSES	-	1,331

PCT CHAPTER WISE BREAKUP OF EXPORTS

Rs. In Thousands

HSCODE	COMMODITY	Jul-Mar	Jul-Mar
		2016-17	2017-18
	MACHINARY/ COMPONENTS		
84629900	OTHER PRESSES FOR WORKING METAL	5,533	4,172
84633000	MACHINES FOR WORKING WIRE	574	-
84639000	OTHER MACHINE TOOL WORKING METALS	62	-
84641000	SAWING MACHINES	19,522	-
84642010	GRINDING MACHINES	1,125	619
84642090	POLISHING MACHINES	-	99
84649000	OTHER MACHINE TOOLS WORKING STONE/CERAMICS/CONCRETE	188	315
84651000	MACHINE FOR MECHANIC OPERATION	313	-
84659190	OTHER, SAWING MACHINES	2,850	917
84659200	PLAN MILL MOULD MACHINE	622	96
84659300	GRINDING SANDING POLISHING MACHINES	545	29
84659500	DRILLING OR MORTICING MACHINES	-	74
84659900	OTHER MACHINE TOOLS FOR WOOD ,CORK, ETC	1,434	1,783
84661000	TOOL HOLDERS SELF OPENING DIE HEADS	1,797	-
84662000	WORK HOLDERS	3,181	-
84669200	PART/ACCESSORIES MACHINE TOOL W/WOOD ETC	1,572	2,316
84669310	PART MAC H-8458,8459,8460,8461	20,659	16,039
84669390	OTH PART MACHINE H-8456 TO 8461	6,372	8,911
84669410	PAR H-8462.1090,.9110,84659110	1,183	-
84669490	OTH PARTS MACH H- 8456 TO 8465	2,446	1,971
84672100	DRILLS OF ALL KINDS	-	11
84672900	OTHER TOOL WITH ELECTRIC MOTOR	176	32
84679900	OTHER PART TOOL WORKING IN THE HAND	-	357
84682000	OTHER GAS-OPERATED MACHINERY APPARATUS	-	5
84688000	OTHER MACHINERY AND APPARATUS	-	423
84689000	OTHER PART GAS OPERATED MACHINERY APPARATUS	859	691
84701000	ELECTRONIC CALCULATOR WITH OUT POWER	-	221
84702900	OTHER ELECTRONIC CALCULATING MACHININE	-	66
84709000	OTHER POSTAGE,TICKET ISSUE MACHINES	-	66
84713010	LAPTOP COMPUTERS,NOTEBOOKS	8,770	287
84713020	PERSONAL COMPUTERS(PCS)	4,385	17,321
84713090	OTHER PORTABLE COMPUTER <10 KG	-	46,316
84715000	DIGITAL PROCESSING UNIT OTHER THAN THOSE OF SUBHEADING 8471.41-42	-	217
84716010	KEY BOARDS	3	-
84716020	MOUSE & OTHER PRINTING DEVICES	2,945	-
84716090	OTHER, INPUT OUTPUT UNITS	97	-
84717020	HARD DISK DRIVE	11,345	14,913

PCT CHAPTER WISE BREAKUP OF EXPORTS

Rs. In Thousands

HSCODE	COMMODITY	Jul-Mar	Jul-Mar
		2016-17	2017-18
	MACHINARY/ COMPONENTS		
84717030	TAPE DRIVE	-	47
84717050	OPTICAL&TAPE AUTO LOADER&LIBRARIES/JUKE-BOX	-	33
84717090	OTHER STORAGE UNIT	-	8
84718090	OTHER UNITS AUTO DATA PROCESSING MACHINES	13	9
84719010	CONTROL UNITS	3,032	-
84719090	OTHER DATA PROCESSING EQUIPMENTS	67,380	5,420
84729010	AUTOMATED TELLER MACHINES(ATM)	-	8,610
84729090	OTHER OFFICE MACHINES	3,226	182
84732900	OTH PARTS/ACCESSORIES ELECTRONIC CALCULATING MACHINES	987	4,034
84733010	CASING COMPUTER WITH POWER SUPPLY	-	3,315
84733090	OTHER PARTS/ACCESSORIES MACHINES HEADING 84.71	2,540	61,222
84734000	PARTS/ACCESSORIES MACHINE HEAD 84.72	449	2,246
84735000	PARTS/ACCESSORIES MACHINE HEADING 84.69-84.72	244	84
84741010	SORT/SCREEN/SEPARATING/WASHING MACHINES FOR CEMENT INDUSTRY	1,473	-
84741020	CRUSHING/SCREENING PLANT	-	2,978
84741090	OTHER SORT/SCREEN/SEPERATING/WASHING MACHINES	503	632
84742090	OTHER CRUSHING/GRINDING MACHINES	3,175	3,682
84743130	CONCRET TRANSIT MIXER DRUM	71,730	-
84743190	OTHER MACHINES MIX/KNEAD MINERALS WITH BITUMEN	3,231	2,448
84748090	MACHINES AGGLOMERAT/SHAPE.MINERALS	52	4,154
84749010	PARTS CRASH/ MIX/HYD PRES MACH	-	6,316
84749020	PART CEMENT/CONCRTE MIX MACH	2,834	19,561
84749090	OT PART SORTING/SCREENING MACH	6,074	4,263
84752100	MACH FOR MAKING OPTRICAL FIBRE	14	143
84752900	OTHER GLASS WORKING MACHINES	1,502	-
84759000	PARTS OF MACHINES H-NO.84.75	-	1,684
84762900	OTHER, AUTOMATIC BEVERAGE-VENDING MACHINES	-	167
84771000	INJECTION-MOULDING MACHINES	19,248	42,975
84772000	EXTRUDERS	7,151	26,428
84773090	OTHER,BLOW MOULDING MACHINES	10,649	8,440
84774090	OTHER VACCUM MOULDING,THERMOFORM MACHINE	-	99
84775900	OTHER MACHINES FOR MOLDING/FORMING	52,871	648
84778000	OTHER MACHINES FOR WORKING RUBBER/PLASTICS	29,032	82,263
84779000	PARTS OF MACHINE,WORKING RUBBER/PLASTICS	2,878	4,325
84781000	MACHINES FOR PREPARING TOBACCO	169,240	84,527
84789000	PARTS OF MACHINES OF HEADING-84.78	8,551	8,480
84791090	MACH FOR PUBLIC WORKS,BUILDING	-	1,211

PCT CHAPTER WISE BREAKUP OF EXPORTS

Rs. In Thousands

HSCODE	COMMODITY	Jul-Mar	Jul-Mar
		2016-17	2017-18
	MACHINARY/ COMPONENTS		
84792000	MACHINES FOR EXTRACTING/PREPARING FATS/OIL	15	-
84796000	EVAPORATIVE AIR COOLERS	4,723	18,192
84797900	OTH PASSENGER BOARDING BRIDGES	784	35
84798100	MACHINES TREATING METAL INCLUDING ELECTRIC WIRE COIL-WINDERS	-	20
84798210	MATCH MAKING MACHINES	8,386	1,475
84798220	SOAP MAKING MACHINES	368	-
84798230	OIL REFINING MACHINES	-	6,634
84798290	OTHER CRUSHING MACHINE	10,503	3,141
84798910	FASTENING/THREAD SUCKING MACHINES	11	34
84798920	MACHINES ATTACHING RIVETS/BUTTONS	194	1,053
84798930	TABLETING MACHINES	-	30,682
84798990	OTHER MACHINES FOR GARMENTS	10,761	12,490
84799010	PARTS OF MACHINE HEAD 8479.8910	1,094	2,325
84799090	OTHER PARTS INDIVIDUAL FUNCTION MACHINES	22,671	27,781
84803000	MOULDING PATTERNS	-	64
84804900	OTHER, MOULDS FOR METAL/CARBIDES	679	553
84805000	MOLULDS FOR GLASS	-	7
84806000	MOULDS FOR MINERAL MATERIALS.	1,189	-
84807100	INJECTION OR COMPRESSION TYPES	9,903	3,980
84807900	OTHER MOULDS FOR RUBBER/PLASTICS	3,493	33,576
84811000	PRESSURE-REDUCING VALVES	663	5,383
84812000	VALVES,OLEOHYDRAULIC/PNEUMATIC TRANSMISSIONS	112	1,816
84814000	SAFETY OR RELIEF VALVES	-	1,678
84818030	OTH COCKS FOR M-CARS &VEHICLES	9,832	7,347
84818090	OTH APPLIAN FOR PIPES,BOILERS	15,221	18,378
84819000	PARTS OF APPLICANCE H-NO.84.81	3,019	2,200
84821000	BALL BEARINGS.	160	306
84825000	OTHER CYLINDERICAL ROLLER BEARINGS	626	-
84828000	OTHER COMBINED BALL/ROLLER BEARINGS	4,295	3,820
84829100	BALLS, NEEDLES/ROLLERS PARTS	352	224
84829910	RINGS OF BEARINGS	15,083	23,068
84829990	OTHER BALL OR ROLLRE BEARINGS	880	227
84831011	DIFFEREN SHAFT/PART AG-TRACTOR	490	6,775
84831019	OTH TRANSMISSION SHAFTS	1,828	-
84831090	OTHER TRANSMISSION SHAFTS/CRANKS	3,009	1,600
84832000	BEARING HOUSING-BALL/ROLLER BEARINGS	-	55
84833010	BEAR HOUSING NOT INCORPORATING PLAIN SHAFT BEARINGS	41	170

PCT CHAPTER WISE BREAKUP OF EXPORTS

Rs. In Thousands

HSCODE	COMMODITY	Jul-Mar 2016-17	Jul-Mar 2017-18
	MACHINARY/ COMPONENTS		
84833020	FABRIC BEARING NOT BALL BEARIN	447	-
84833090	OTHER BEARING NOT INCORPORATING BALL PLAIN SHAFT-BEARINGS	24	277
84834019	OTH GEARS FOR VEHICLES H-87	-	840
84834090	OTHER GEAR & GEARING OTHER THAN TOOTHED WHEEL	21,305	36,264
84835010	FLYWHEELS	-	24
84835090	OTHER FLYWHEELS	3,014	1,382
84836099	OTHER CLUTCHES	6	23
84839010	TOOTHED WHEELS ETC AGR-TRACTOR	8,872	330
84839090	OTH COMPONENTS FOR VEHICLES	2,157	549
84841090	OTHER GASKETS&SIMILAR JOINTS METAL	12	20
84842010	SPIRAL WOUNDS MECHANICAL SEALS	52	-
84842090	OTHER MECHANICAL SEALS	248	188
84849000	OTHER GASKET&SIMILAR JOINT,DISSIMILAR IN COMPOSITION	-	20,612
84861000	MACH FOR MANUF BOULES / WAFERS	-	456
84869000	PARTS&ACCE OF MACH MANU S-COND	417	-
84871000	SHIPS/BOATS,PROPELLERS&BLADES	1,928	552
84879090	O-PARTS&ACCE NOT CON ELE-CONNE	737	10,432
	TOTAL MACHINARY/ COMPONENTS	5,850,531	6,243,186
	ELECTRICAL MACHINERY,EQUIP,PARTS		
85011000	ELECTRIC MOTOR OUTPUT NOT >37.5.WATT	4,364	39
85013210	O-DC MOTOR/GEN O-P-750W-75KW	-	14,361
85013290	OTH DC MOTOR/GENERA>75KW<3750W	-	2
85013400	OTHER DC MOTOR/GENERATOR OUTPUT >375KW	42	-
85014090	OTHER AC MOTORS	271	3,189
85015120	CLUTCH MOTOR SEWING MAC<750W	-	33
85015190	OTH AC MOTORS MULTI-PHASE<750W	-	1,365
85015210	SUBMERS MOTOR OUTPUT>750W<75KW	-	79,218
85015290	OTH AC MOTOR M-PH >750W <75KW	424	421
85015330	GEARED MOTORS	73	-
85016410	AC GENERATOR O-PUT 750-1100KVA	-	551
85016490	OTH AC GENERATOR/ELEC MOTOR	5,433	1,243
85021120	ELE-GENERATER DIESEL 5-20 KVA	4,297	-
85021130	ELE-GENERATER DIESEL 20-50 KVA	191	-
85021190	OTHER GENERATING SETS INTERNAL COMBUSTION PISTON ENGINES	-	22,236
85021200	GENERATING SET WITH INTERNAL COMBUSTION ENGINE >75 BUT NOT >375KVA	-	3,671
85021310	GENERATING SET INTERNAL COMBUSTION ENGINES >375 BUT NOT >1100 KVA	409	6,014

PCT CHAPTER WISE BREAKUP OF EXPORTS

Rs. In Thousands

HSCODE	COMMODITY	Jul-Mar	Jul-Mar
		2016-17	2017-18
	ELECTRICAL MACHINERY,EQUIP,PARTS		
85021390	OTHER GENERATING SET INTERNAL COMBUSTION PISTON ENGINES	923	21,122
85022000	GENERATING SET WITH SPARK-IGNITION INTERNAL COMBUSTION PISTON ENGINES	-	17,584
85023900	OTHER GENERATING SETS	3,758	-
85024000	ELECTRIC ROTARY CONVERTERS.	-	11,290
85030010	PARTS OF MACHINE HEAD 85.01	6	12,167
85030020	PARTS MACHINE HEAD 85.01&85.02	679	1,940
85030090	OTH PARTS MOTORS GENERATORS	713	2,319
85041000	BALLAST FOR DISCHARGE LAMPS/TUBES	-	421
85042100	LIQUID DI-ELECTRIC TRANSFORMER HAVING POWER HANDLING CAPACITY NOT>650KVA	5,146	-
85042200	LIQUID DI-ELECTRIC TRANSFORMER POWER HANDLING CAPACITY>650 BUT NOT >10,000	14,464	-
85042300	LIQUID DI-ELECTRIC TRANSFORMER >10000 KVA	-	316
85043200	OTHER TRANSFORMER >1KVA BUT <16KVA	-	14,654
85043300	OTHER TRANSFORMER >16 KVA BUT <500 KVA	109,038	91,488
85043400	OTHER TRANSFORMER WITH POWER HANDLING CAPACITY >500 KVA	122,066	9,552
85044010	STATIC CONVERTERS UNINTERRUPTED SUPPLY OF POWER(UPS) RATING UPTO 1.5 KVA	10	-
85044020	BATTERY CHARGERS	262	1,615
85044090	OTHER UNINTERRUPTED POWER SUPPLY	2,292	2,677
85049030	PARTS STATIC CONVERTERS(UPS)	1,654	-
85049090	OTHER PARTS FOR POWER TRANSFORMERS	726	17,678
85051100	PERMANENT MAGNETS AND ARTICLES	1,144	-
85051900	OTHER PERMANENT MAGNETS & ARTICLES	522	-
85052000	ELECTRO-MAGNETIC COUPLINGS,CLUTCHES&BRAKES ETC	-	129
85059000	OTHER ELECTRO-MAGNETIC INCLUDING PART HD 85.05	101	265
85068000	OTHER PRIMARY CELL&BATTERIES	58	-
85069010	BRASS CAPS FOR DRY BATTERY CELL	-	91
85069090	OTHER PARTS PRIMARY CELL&BATTERIES	3,045	-
85071010	MEANT M-CARS H-87.03&VEH-4,11	210,082	206,855
85071020	MEANT FOR VEH H-87.01,2,4	1,162,145	1,113,691
85071090	OTH LEAD-ACID -STARTING ENGINE	15,140	-
85072090	OTHER LEAD-ACID ACCUMULATORS	-	609
85078000	OTHER ACCUMULATORS	9,054	-
85086090	OTH INDUSTRIAL VACUUM CLEANER	37	-
85094010	FOOD GRINDERS ELECTRO MECHANICAL DOMESTIC APPLIANCES	403	17
85094020	FRUIT MIXER ELECTRO MECHANICAL DOMESTIC APPLIANCES	2,223	-
85094030	FRUIT/VEGETABLE JUICE EXTRACTORS ELECTRO-MECHANICAL DOMESTIC APPLIANCES	-	1,785
85098000	OTHER ELECTRO-MECHANICAL DOMESTIC APPLIANCES	1,753	1,750
85099000	PARTS ELECTRO-MECHANICAL DOMESTIC APPLIANCES	1,577	3,176

PCT CHAPTER WISE BREAKUP OF EXPORTS

Rs. In Thousands

HSCODE	COMMODITY	Jul-Mar	Jul-Mar
		2016-17	2017-18
	ELECTRICAL MACHINERY,EQUIP,PARTS		
85102000	HAIR CLIPPERS	89	-
85103000	HAIR-REMOVING APPLIANCES	-	29
85109000	PART OF SHAVER/CLIPPER/REMOVER	271	-
85111000	SPARKING PLUGS	-	571
85112090	OTH IGNITION MAGNETOS/DYNAMOS	191	-
85114090	DUAL PURPOSE STARTER GENERATORS	332	587
85115090	OTH ALTNATOR ASSEMBLY FOR OTH	35	43
85118090	O/EQUIP(IGNI COIL,CUT-OUT,ETC)	-	102
85119010	ALUM CASTED DISTRI CASE M-CARS	1,302	-
85119090	OTH ELECTRI IGNI/STARTING EQUI	-	58
85121000	LIGHTING OR VISUAL SIGNALLING EQUIPMENT FOR BICYCLE USE	-	49
85122010	HEAD LIGHT FOR MOTOR VEHICLES	276	64
85123010	SOUND SIGN EQU VEH H-8703,4,11	1,631	9,085
85123030	ANTI-THEFT ALARM OF VEH CH 87	6	-
85123090	OTH SOUND SIGNILING EQUIPMENT	4,447	-
85129090	OTH ELECTRI LIGH/SIGNAL EQUIPM	-	535
85131020	OTHER SAFETY LAMPS; MORES SIGNALLING LAMPS;EXAMINATION LAMPS	62	478
85131090	OTHER PORTABLE ELECTRIC LAMPS	5,010	2,844
85139090	OTH PARTS OF ELECTRIC LAMPS	519	282
85141000	RESISTANCE HEAT FURNANCE/OVEN	-	1,580
85142000	FUR/OVE BY INDUCTION/DIELE LOS	-	326
85143000	OTH FURNANCES AND OVENS	88	661
85149000	PARTS OF INDUS/LAB FURN & OVEN	230	4,030
85151900	OTHER BRAZING/SOLDERING IRONS&GUNS	135	294
85152900	OTHER MACHINES RESISTANCE WELDING OF METAL	-	47
85153900	OTHER MACHINES/APPARATUS ARC WELDING METAL	778	21
85159000	PARTS(OF HEADING NO.85.15)	1,606	-
85161000	ELECTRIC INSTANTANEOUS OR STORAGE WATER HEATERS /IMERSION HEATER	221	-
85162900	OTHER ELECTRIC SPACE/SOIL HEATNG APPARATUS	10	459
85163200	OTHER HAIR DRESSING APPARATUS	363	441
85165000	MICROWAVE OVENS	-	576
85166010	ELECTRIC OVEN	-	10
85166090	OTHER APPLIANCES USED DOMESTIC PURPOSE	527	251
85167100	ELECTRIC COFFEE OR TEA MAKERS	6	-
85167910	INSECT KILLER	-	22
85167990	OTH ELECTRO THERMIC APPLIANCES	283	480
85168010	ELECTRIC HEATING ELEMENT FOR REFRIGERATORS	227	-

PCT CHAPTER WISE BREAKUP OF EXPORTS

Rs. In Thousands

HSCODE	COMMODITY	Jul-Mar	Jul-Mar
		2016-17	2017-18
	ELECTRICAL MACHINERY,EQUIP,PARTS		
85168090	OTHER ELECTRIC HEATING RESISTOR	14,790	3,949
85169000	PARTS ELECTRO-THERMIC APPLIANCES H-85.16	14,533	19,404
85171210	CELLULAR MOBILE PHONE	1,684,436	3,045,927
85171220	FIXED WIRELESS TERMINAL & CDMA	-	507
85171290	OTH T-PH FOR CELL/WIRELESS NET	-	77
85171890	OTH VIDEO PHONE CEL/W-LESS NET	21	-
85176100	BASE STATIONS FOR WIRELESS N-W	120,234	-
85176220	MODEMS	-	4
85176290	OTH RECEP/TRANS/ROUT/ MACH	142	2,334
85176970	OTH LAN HUBS,BRIDGE,SWITC	64,639	-
85176990	OTHER APPARATUS FOR RECP/TRANS	-	8,071
85177000	PARTS OF NETWORKING EQUIP	9,354	57,307
85182990	OTHER LOUD SPEAKER NOT MOUNTED IN ENCLOSURE	17	-
85183000	HEADPHONES/EARPHONES/MICRO PHONE SPEAK SET	8	-
85185000	ELECTRIC SOUND AMPLIFIER SETS	856	-
85189000	PARTS & ACCESSORIES HEAD 85.18	604	-
85232100	CARDS INCORPORTAING MAG STRIPE	28	-
85232930	AUDIO CASSETTES	15	-
85234110	COMPACT DISC (CD)UN-RECORDED	2	-
85234120	DIGITAL VERSATILE(CD)UNRECORDE	2	-
85234990	OTH OPTCAL MEDIA CON SOFTWARE	-	12,102
85235110	OTH OPTICAL MEDIA	2,121	-
85235910	PROXIMITY CARDS AND TAGS	11	570
85235990	OTHER SEMICONDC MEDIA	2,903	-
85238090	OTH MEDIA FOR RECORDING SOUND	12,585	11,393
85256090	OTH TRANSMISSION RECEPTION APP	-	36,594
85258010	CLOSE CIRCUIT TV CAMERAS	-	217
85258040	DIGITAL CAMERAS	-	945
85258090	OTH TV/VIDEO/DIGITAL CAMERA	-	128
85261000	RADAR APPARATUS	2,037	-
85285200	OTH MONITOR DATA PROCESSING SY	-	40
85285900	OTHER MONITORS	-	11
85287212	OTH COLOR TV SETS	-	16
85287290	OTH RECEPTION APPARAT COLOUR	342	-
85287300	OTH BL&WHITE/MONOCROME R-APA	-	4,633
85291010	PARTS ACCESSORIES FOR CABLE,TV/SATELLITE RECEIVER	-	20
85291090	OTH AERIALS/AERIAL REFLECTORS	-	6

PCT CHAPTER WISE BREAKUP OF EXPORTS

Rs. In Thousands

HSCODE	COMMODITY	Jul-Mar	Jul-Mar
		2016-17	2017-18
	ELECTRICAL MACHINERY,EQUIP,PARTS		
85311000	BURGLAR/FIRE ALARMS/SIMILAR APPARATUS	-	1,658
85312000	INDICATOR PANELS INCORPORATING LCD(LIQUID CRYSTAL DEVICE)/LED(LIGHT EMITTING DIO	320	-
85318000	OTHER APPARATUS	23,937	22,316
85319010	PANIC BUTTON	-	2,098
85319090	OTHER PARTS ELECTRIC-SOUND/VISUAL SIGNALLING APPARATUS	1,138	2,622
85321000	FIX ED CAPACITORS FOR 50/60 HZ CAPACITY NOT <0.5KVAR(POWER CAPACITORS)	6,054	1,784
85322300	CERAMIC DIELECTRIC,SINGLE-LAYR FIXED CAPACITORS	5	-
85322400	CERAMIC DIELECTRIC MULTI-LAYER FIXED CAPACITORS	-	352
85322500	DIELECTRIC OF PAPER OR PLASTIC FIXED CAPACITORS	119,921	79,576
85322900	OTHER FIXED CAPACITORS	10	43
85323090	OTH VARIA/ADJUST(PRE-SET) CAPA	-	3
85329090	OTHER PARTS OF ELECTRIC- CAPACITORS	24,550	-
85331000	FIXED CARBON RESISTORS COMPOSITION/FILM TYPE	-	6
85334000	OTHER VARIABLE RESISTORS INCLUDING RHEOSTATS AND POTENTIOMETERS	209	-
85340000	PRINTED CIRCUITS	185	139
85352110	AUTOMATIC CIRCUIT-BREAKERS UPTO 17.5 KV	3,384	8,558
85359000	ELECTRIC APPARATUS FOR SWITCHING/PROTECTING ELECTRIC CIRCUITS>1000 VOLTS	84	-
85361000	FUSES FOR VOLTAGE <1000 VOLTS	-	31
85362090	OTHER AUTO CIRCUIT BREAKERS	304	482
85363000	OTHER APPARATUS PROTECTING ELECTRIC CIRCUITS	-	275
85364100	RELAYS FOR VOLTAGE NOT >60 V	-	17
85364900	OTHER, RELAYS	3,898	28,346
85365010	PRESSURE SWITCHES	-	1
85365022	NENTRAL SAFETY SW,VEH-H 8701	48	-
85365029	OTHER SWITCHES	1,565	-
85365099	OTH SOCK,LAMP HOLD NOT>1000VOL	1,214	12,916
85366100	LAMP HOLDERS	8,864	3,404
85366910	PLUGS&SOCKET PINS 16& ABOVE	494	16
85366990	OTH ELEC SWITCH,RELAYS,FUSES	1,950	4,461
85369030	MAGNETIC CONTRACTOR/THERMAL PROTECTORS FOR MOTORS	668	980
85369090	OTHER ELECTRICAL APPARATUS SWITCH/PROTECTING ELECTRICAL CIRCUITS	10,651	472
85371010	FUSE BOX VEH H-8711NOT >1000 V	-	26
85371090	OTH BOARDS, PANELS, CONSOLES	1,669	254,216
85372000	BODIES,CONSOLE ETC VOLTAGE >1000V	22,600	240,883
85381000	BOARD,PANELS GOODS HEAD 85.37	729	6,213
85389090	OTHER PARTS HEAD 8535,8536,8537	38,888	13,841
85392190	OTHER TUNGSTEN HALOGEN LAMPS	433	377

PCT CHAPTER WISE BREAKUP OF EXPORTS

Rs. In Thousands

HSCODE	COMMODITY	Jul-Mar	Jul-Mar
		2016-17	2017-18
	ELECTRICAL MACHINERY,EQUIP,PARTS		
85392200	OTHER LAMPS 200W FOR VOLTAGE>100V	252	969
85392910	BULBS FOR AUTOMOTIVE VEHICLES	86	-
85392920	BULBS FOR FLASH LIGHT	25	-
85392990	OTHER FILAMENT LAMP EXCLUDING ULTRA VIOLET /INFRARED/ARC LAMPS	328	41
85393190	OTH.DISCHARGE FLORESCENTLAMPS	-	201
85393210	MERCURY OR SODIUM VAPOUR LAMPS	3	-
85393900	OTH MERCURY/SOD VAPOR LAMP	127	8
85394100	ARC-LAMPS (ELECTRIC)	104	-
85395010	LED LAMP BULB	-	25,997
85399010	TUNGSTEN FILAMENT FOR 6,12,24V	972	-
85399090	OTHER PART ELECTRIC FILAMENT OR DISCHARGE LAMPS	77,468	1,165
85412900	OTHER TRANSISTOR DISSIPATION RATE OF <1W	-	1
85414000	PHOTOSENSITIV SEMICONDUCTOR DEVICES	2,151	12
85419000	PARTS OF APPARATUS OF H-85.41	308	113
85423100	PROCESSORS & CONTROLLERS	185	-
85429000	PARTS OF THE HEADING NO,85.42	159	1,172
85433000	MACHINES&APPARATUS FOR ELECTROPLATING, ELECTROLYSIS OR ELECTROPHORESIS	778	-
85437090	O-MCH/APPA-INDIVIDUAL FUNCTION	-	63
85439090	OTH PART ELEC MACH&APPLIANCES	-	19
85441110	ENAMELLED WIRE WITH NYLON COVER	-	34
85441190	OTHER ENAMELED COPPER WIRE	179	84
85441900	OTHER WINDING WIRE OF COPPER	4,860	2,198
85442000	CO-AXIAL CABLE & CONDUCTORS	623	-
85443019	OTH IGN WRIN SET VEH/SH/A-CRFT	313	2,194
85443090	OTH WRING SET VEH/SHIP/A-CRAFT	-	88
85444210	COMPUTER LEADS WITH CONNECTOR	-	192
85444221	WIRI,CABLE SETS VEH-8703,04,11	150	2,037
85444290	OTH CABLE SETS VEH-UPTO 1000V	3,286	6,421
85444990	OTH ELECTRIC CONDUCTORS VOLTAGE >80V BUT NOT>1000V	44,611	115,286
85446000	OTHER ELECTRIC CONDUCTOR FOR VOLTAGE >1000V	-	42,375
85447000	OPTICAL FIBRE CABLES	185,181	71,810
85451900	OTHER ELECTRODES	4,397	-
85452000	CARBON BRUSHES	991	529
85459090	OTHER LAMP CARBON&CARBON ARTICLE	-	166
85462000	EELECTRICAL INSULATOR CERAMICS	12,637	34,100
85469000	OTHER ELECTRICAL INSULATORS OTHER THAN GLASS,CERAMICS	124	-
85481010	BATTERIES PLATES	47,177	-

PCT CHAPTER WISE BREAKUP OF EXPORTS

Rs. In Thousands

HSCODE	COMMODITY	Jul-Mar 2016-17	Jul-Mar 2017-18
	ELECTRICAL MACHINERY,EQUIP,PARTS		
85481090	OTH SCRAP OF CELL,BATTERY	7,911	-
	TOTAL ELECTRICAL MACHINERY,EQUIP,PARTS	4,302,008	5,887,101
	RAILWAY, LOCOMOTIVE, ROLLING STOCK		
86061000	TANK WAGONS AND THE LIKE	-	994
86072900	OTHER BRAKES LOCOMOTIVE&PARTS THEREOF	-	474
86079100	OTHER PARTS OF LOCOMOTIVES	4,468	-
86079900	OTHER RAILWAY LOCOMOTIVE STOCK PART	115,269	175
86090000	CONTAINERS DESIGNED &EQUIPPED FOR CARRIAGE BY 1 OR MORE MODES OF TRANSPORT	208	189
	TOTAL RAILWAY, LOCOMOTIVE, ROLLING STOCK	119,945	1,832
	VEHICLES OTHER THAN RAILWAY, ROLLING STOCK		
87011010	PEDESTRAIN TRACTORS CKD / SKD CONDITION	3,230	4,842
87011090	OTHER PEDESTRIAN CONTROLLED TRACTORS	-	5,050
87012010	ROAD TRACTOR CKD/SKD CONDITION	-	737
87012020	ROAD TRACT-S-TRAILER CBU<280hp	37,164	155,215
87012030	R-TRACTOR ANY KIT FORM-280HP/>	-	316
87012040	PEDEST CONT TRACTOR CBU>280HP	-	4,389
87012090	OTHER ROAD TRACTOR SEMI-TRAILER	3,683	31,180
87013010	TRACK-LAYING TRACTORS CKD/SKD	-	874
87019210	COMP AG-TRACTORS-ANY KIT FORM	21,360	2,739
87019220	AGRI TRACT,ENG CAP>26KW <37 KW	-	130,677
87019290	OTH TRACT,ENG CAP>26 KW <37 KW	-	304,737
87019310	COMPONENT AGRI TRACTOR IN KIT	-	11,524
87019320	AGRICULTURE TACTOR-37 TO 75KW	1,055,941	524,969
87019390	OTHER TRACTORS 37 TO 75 KW	274,516	87,851
87019400	AGR TRACT,ENG CAP>75 KW<130 KW	-	5,068
87021090	OTHER MOTOR VEHICLE DIESEL ENGINE 10-PERSON	-	10,535
87032114	C-ASSEM/MANUF AU-RICKSHAW, AKF	-	37,264
87032115	AUTO RICKSHAW (CBU)	43,097	7,157
87032119	OTH VEH CY-CAPACITY NOT>800CC	1,065	-
87032199	OTH VEHICLES, 800CC TO 1000CC	9,684	-
87032290	OTH VEH CYL-CPA 1000-1500CC	-	1,719
87032329	OTH VEHICLE CYC 1800-3000CC	-	233
87042190	OTHER VEHICLE DIESEL G.V.W < 5 TON	470	-
87043150	3-WHEELER CARGO LOADER(CBU)	-	74
87043190	OTHER VEHICLE NOT EXCEEDING 5 TONNES	26,292	7,181
87053000	FIRE FIGHTING VEHICLES	40,461	-

PCT CHAPTER WISE BREAKUP OF EXPORTS

Rs. In Thousands

HSCODE	COMMODITY	Jul-Mar	Jul-Mar
		2016-17	2017-18
	VEHICLES OTHER THAN RAILWAY, ROLLING STOCK		
87059000	OTHER SPECIAL PURPOSE MOTOR VEHICLE	5,210	-
87060000	CHASSIS WITH ENGINE FOR MOTOR VEHICLE OF HEADINGS 87.01-87.05	909	2,413
87081010	BUMPERS(SHEET METAL)FOR VEHICLES OF SUB-HEADING 8701.2020, .2090, .9040 & .9060	7,336	575
87081020	FR/RE BUMPERS ETC M-CAR H-8703	16,101	-
87081090	OTH BUMPERS AND PARTS THEREOF	12,216	8,091
87082110	SAFETY SEAT BELTS M-CAR,H-8703	1,060	-
87082190	OTHER SAFETY SEAT BELTS	542	-
87082911	PARTS/ACCE OF BODIES VH-H-8701	45,313	67,008
87082919	OTH PARTS /ACC OF BODIES M-VEH	21,128	14,918
87082931	AIR OUTLET ASSEMB M-CAR H-8703	6,648	5,772
87082932	BODY PARTS OF VEH H-8703.2113	-	234
87082939	BODY PARTS OF VEH H-8703.2190	2,367	463
87082942	BODY PARTS OF VEH H-8704.2219	-	770
87082990	PARTS/ACC M-VEH H-8701 TO 8705	3,576	9,976
87083010	BRAKES VEH H-87032115-87043190	44	74
87083031	BRAKE PART VH-H-87042190&.3190	10	-
87083090	OTHER BRAKE PATS OF OTHER VEH	-	5,010
87084010	GEAR BOXES FOR AGRI-TRACTOR	34	60,959
87084090	OTHER GEAR BOXES FOR VEHICLE	212,779	446,892
87085010	BUILT UP DRIVE AXE VH-8701,2,4	350	7,160
87085090	DRIVE AXLES WITH DIFFERENTIAL	-	1,210
87087010	ROAD WHEELS,RIMS-CARS H-8703,4	-	2,656
87087020	ROAD WHE,RIM,VEH-8701,2,4(6X2)	-	105
87087090	OTH ROAD WHEELS,PARTS & ACCE	4,223	9,755
87088010	SUSPE S-ABSORBERS CARS 87.03,4	1,054	-
87088090	OTH SUSPENSION SHOCK-ABSORBERS	14,498	9,307
87089110	RADIATORS WITH ALUMINUM CORE	26,170	60,164
87089120	RADI O/TH ALU CORE CAR-8703,4	-	628
87089130	RADI O/T ALU CORE VH-8701,4*4	7,707	923
87089190	OTH PARTS AND ACCESSORIES	56,125	53,499
87089220	SILENCER,EXH-PIPE VEH-8701,2,4	3,024	2,409
87089290	OTH SILENCER AND EXH-PIPE	1,160	4,080
87089390	OTH CLUTCHES AND PARTS VEH	275	9,862
87089410	STEERING WHEELS M-CARS 8703,4	1,034	8,182
87089420	STEERING GEARS CAR-8703-800CC	2,604	248
87089490	OTH STEERING WHEELS/BOXES	1,132	1,280
87089910	O-PART VEH H-87012020,90,40,60	2,144	7,632

PCT CHAPTER WISE BREAKUP OF EXPORTS

Rs. In Thousands

HSCODE	COMMODITY	Jul-Mar	Jul-Mar
		2016-17	2017-18
	VEHICLES OTHER THAN RAILWAY, ROLLING STOCK		
87089920	COMPONEN FOR VEH-87021090&9090	275	-
87089930	COMPONENTS MOTOR CAR H-8703	139	7,121
87089940	COMPONENTS VH-87042190,3190	29,113	17,455
87089950	COMPONEN VH-87042219,2290,2390	10,898	-
87089990	PARTS & ACCESSORIES OF MOTOR VEHICLES	447,873	470,072
87091900	OTHER WORK TRUCK SELF PROPELLED NOT-FITTED WITH LIFTING/HANDLING EQUIPMENT	-	990
87099000	PARTS,H-NO.87.09 OF WORK TRUCK	15,828	2,891
87100090	TANKS,OTH ARMOUD FITGHING VEH	11	-
87111010	MOTOR CYCLE EXCEEDING 50 CC CKD/SKD CONDITION	-	32
87111090	OTHER MOTOR CYCLE NOT EXCEEDING 50CC	64	266
87112090	OTHER MOTOR CYCLE CAPACITY 50-250CC	304,141	305,269
87113010	AUTO RICKSHAW WITH BODIES	115	179
87113090	OTH MOTOR CYCLES,OF A CYLINDER	520	664
87115090	OTH MOTORCYCLE EXCEDING 800CC	-	569
87116090	OTH. ELECTRIC M.CYLCLC	-	103
87120000	BICYCLES,OTHER DELIVERY TRICYCLES, NOT MOTORISED	31	3,053
87141020	COMPONNENT FOR VEHICLE-H-8711	89	-
87141030	DRUM GEAR SHIFT OF VEHI-H-8711	-	388
87141090	OTH PART ACC VEH H-87.11-87-13	17,112	13,979
87149200	WHEEL RIMS AND SPOKES	31	126
87149500	OTHER, SADDLES	-	115
87149900	OTHER,PARTS AND ACCESSORIES	15,236	8,357
87150000	BABY CARRIAGES & PARTS THEREOF	-	8
87161010	COMPO TRAILER/S-TRAILER IN AKF	-	8
87161090	OTH TRAILER/S-TRAILER CRV TYPE	3,304	2,047
87162090	OTH SELF-LOADING/UN-AG-TRAILER	-	662
87163990	OTH TRAILERS/SE-TRAILERS GOODS	-	5,233
87164010	COMPO OTH TRAIL/SE-TRAILER-AKF	5,614	1,489
87164090	OTH TRAILERS & SEMI -TRAILERS	-	10,020
87168090	OTHER VEH NOT MANHNICALLT PROP	-	2,921
87169000	PARTS,TRAILER SEMI-TRAILER, H87.16	250	7,008
	TOTAL VEHICLES OTHER THAN RAILWAY, ROLLING STOCK	2,824,380	2,997,611
	AIRCRAFT, SPACECRAFT AND PARTS THEREOF		
88031000	PROPELLERS,ROTORS & PARTS THEREOF	28	-
88033000	OTHER PARTS OF AEROPLANE/HELICOPTER	-	503
88039000	OTHER PARTS OF H-88.01 OR 88.02	397	9,948

PCT CHAPTER WISE BREAKUP OF EXPORTS

Rs. In Thousands

HSCODE	COMMODITY	Jul-Mar 2016-17	Jul-Mar 2017-18
	TOTAL AIRCRAFT, SPACECRAFT AND PARTS THEREOF	425	10,451
	SHIP, BOATS & FLOATING STRUCTURES		
89011000	CRUISE SHIPS,BOATS FOR PERSONS	104	1,221
89019000	OTHER VESSELS FOR PERSONS/GOODS	97,747	40,826
89039900	OTH INFLATABLE YACHTS	-	136
89071000	INFLATABLE RAFTS	-	521
89079000	OTHER; FLOATING STRUCTURES	-	140
89080000	VESSEL,FLOATING-STRUCTOR FOR BREAKING UP	1,317	4,691
	TOTAL SHIP, BOATS & FLOATING STRUCTURES	99,168	47,535
	OPTICAL,PHOTOGRAPHIC,CINEMATOGRAPHIC,MEASURING,MEDICAL OR SURGICAL INSTRUMENTS AND APPARATUS,PARTS AND ACCESSORIES		
90011000	OPTICAL FIBRES,OPTICAL FIBRE BUNDLES AND CABLES	345	-
90013000	CONTACT LENSES.	-	45
90021100	OBJETIVE LENSES FOR CAMERA/PROJECTORS OR PHOTOGRAPHIC ENLARGERS OR REDUCERS	-	374
90021900	OTHER OBJECTIVE LENSES.	880	864
90029000	OTHER,MOUNTED OPTICAL ELEMENTS	-	145
90031100	FRAMES,MOUNTINGS OF PLASTICS	774	43
90031900	FRAMES,MOUNTING OF OTHER MATERIAL	268	29
90039000	PART FOR FRAMES&MOUNTINGS FOR SPECTACLES	128	3,365
90041000	SUNGLASSES	123	692
90049000	OTHER SPECTACLES,GOGGLE&THE LIKE,CORRECTIVE, PROTECTIVE OR OTHER	479	21
90058000	OTHER INSTRUMENTS	20	-
90059000	PARTS & ACCESSORIES (INCLUDING MOUNTINGS)	251	-
90069100	PARTS,ACCESSORIES PHOTOGRAPHIC CAMERA	16	-
90109000	PART ACCESSORIES OF APPARATUS/EQUIPMENT H-90.10	679	-
90139000	PARTS,ACCESSORIES OF SUB GROUP-90.13	-	158
90141000	DIRECTION FINDING COMPASSES	1,620	1,893
90149000	PART,ACCESSORIES OF SUB GROUP OF 90.14	-	2,695
90158000	OTHER INSTRUMENTS AND APPLIANCE	33	-
90159000	PARTS AND ACCESSORIES OF SUB GROUP 90.15	-	168
90172000	OTHER DRAWING MARKING OUT/MATHMATICAL CALCULATING INSTRUMENTS	64	439
90173010	MICROMETERS	7	-
90178010	MEASURING RODS AND TAPES	-	2
90178090	OTHER INSTRUMENT FOR MEASURING LENGTH	674	27
90179000	PARTS/ACCESSORIES OF SUB GROUP 90.17	21	-
90181900	OTHER ELECTRO-DIAGNOSTIC APPARATUS	2,810	197
90183110	SYRINGES WITH NEEDLES	19	633
90183120	SYRINGES WITHOUT NEEDLES	233	-

PCT CHAPTER WISE BREAKUP OF EXPORTS

Rs. In Thousands

HSCODE	COMMODITY	Jul-Mar	Jul-Mar
		2016-17	2017-18
	OPTICAL, PHOTOGRAPHIC, CINEMATOGRAPHIC, MEASURING, MEDICAL OR SURGICAL INSTRUMENTS AND APPARATUS, PARTS AND ACCESSORIES		
90183200	TUBULAR METAL NEEDLE/NEEDLES FOR SUTURES	397	1,399
90183910	DEXTROSE, SALINE INFUSION SETS	31	-
90183920	DEXTROSE&SALINE INFUSION SET, NEEDLES	-	100
90183990	OTHER NEEDLES, CATHETERS, CANNULA ETC	1,622	5,566
90184100	DENTAL DRILL ENGINES, DENTAL EQUIPMENT	-	607
90184900	OTHER; INSTRUMENT/APPLIANCES USED IN DENTAL SCIENCE	1,149,849	485,313
90185000	OTHER, OPHTHALMIC INSTRUMENT & APPLIANCES	104	3,675
90189020	STETHOSCOPES	-	280
90189030	SURGICAL SCISSORS	137,274	57,060
90189040	SURGICAL KNIVES	-	522
90189060	INFANT INCUBATORS	-	155
90189090	OTHER INSTRUMENT, APPLIANCES USED IN MEDICAL/SURGICAL/VETERINARY	24,977,686	29,983,711
90192090	OTHER THERAPEUTIC RESPIRATION APPARATUS	17	494
90211000	ORTHOPAEDIC/FRACTURE APPLIANCES	337	17,714
90212100	ARTIFICIAL TEETH	5,991	2,985
90212900	OTHER; DENTAL FITTINGS	22,439	6,600
90213900	OTHER ARTIFICIAL PARTS OF BODY	-	4,068
90219000	OTHER; APPLIANCES WORN/CARRIED/IMPLANTED IN BODY TO COMPENSATE DEFECT/DISABILITY	7,304	3,910
90221400	OTHER ,X-RAY APPARATUS FOR MEDICAL, SURGICAL	2,623	10,143
90221900	OTHER, APPARATUS BASED ON USE OF X-RAY	-	1,833
90222100	APPARATUS FOR USE OF ALPHA, BETA RADIATIONS	43,155	68,481
90222900	APPARATUS FOR ALPHA, BETA GAMMA RADIATIONS	-	101
90223000	X-RAY TUBES	157	-
90230000	APPARATUS, INSTRUMENT, DESIGNED FOR DEMONSTRATIONAL PURPOSES	2,758	6,739
90248000	OTHER, HARD, STRENGTH, COMPRESSIBILITY TESTING MACHINES	-	38
90249000	PARTS ACCESSORIES OF SUB GROUP 90.24	12,419	1,448
90251110	THERMOMETERS CLINICAL	1,240	-
90251900	OTHER THERMOMETERS/PYROMETERS	-	2,985
90258010	HYDROMETERS	18	-
90261090	OTH MEASURIN APPA FOR LIQUIDS	831	2,545
90262000	APPARATUS, MEASURING/CHECKING PRESSURE.	73	90
90268000	OTHER, APPARATUS, MEASURING VARIABLES OF LIQUID/GASES	163	-
90269000	PARTS, ACCESSORIES OF SUB GROUP 90.26.	37,194	45,335
90271000	GAS/SMOKE ANALYSIS APPARATUS.	63	-
90273000	SPECTROMETER, SPECTROPHOTOMETERS & SPECTROGRAPH USING OPTICAL RADIATIONS	-	357
90278000	OTHER, INSTRUMENT FOR PHYSICAL OR CHEMICAL ANALYSIS	-	54
90281000	GAS METERS	-	69

PCT CHAPTER WISE BREAKUP OF EXPORTS

Rs. In Thousands

HSCODE	COMMODITY	Jul-Mar 2016-17	Jul-Mar 2017-18
	OPTICAL,PHOTOGRAPHIC,CINEMATOGRAPHIC,MEASURING,MEDICAL OR SURGICAL INSTRUMENTS AND APPARATUS,PARTS AND ACCESSORIES		
90283000	ELECTRICITY METERS	43	-
90289090	OTHER PRODUCTION/CALIBRATING METERS	9,070	13,312
90292019	OTH SPEED INDICATOR/TACHOMETER	-	2
90303390	OTH APPA (MEASURING RADIATION)	-	8,531
90308900	OTHER,INSTRUMENT,MEASURE ELECTRICAL QUANTITIES.	60	166
90312000	TEST BENCHES	-	1,765
90314900	OTHER,OPTICAL INSTRUMENT & APPLIANCES.	-	21
90318000	OTHER,INSTRUMENT APPLIANCES & MACHINES.	3,200	2,062
90319000	PART,ACCESSORIES OF ARTICLE H- 90.31	-	12,472
90321010	THERMOSTAT REFRIGERATOR / AIRCONDITIONERS	-	51
90321090	OTHER THERMOSTAT	3,569	2,357
90328910	TEMP CONT SWIT VEH-H-8703.2115	-	562
90328920	OTH SWITCHES FOR M-CARS/VEH	-	98
90328990	OTH AUTOMATIC CONT INSTUMENTS	25,744	446
90329000	PARTS,ACCESSORIES OF ARTICLE H- 90.32	3,285	360
90330090	OTHER,PARTS ACCESSORIES(NOT ELSEWHERE SPECIFIED)MACHINES/APPLIANCES/APPRAT CH-90	940	2,147
	TOTAL OPTICAL,PHOTOGRAPHIC,CINEMATOGRAPHIC,MEASURING,MEDICAL OR SUR	26,459,100	30,770,519
	CLOCKS AND WATCHES AND PARTS THEREOF		
91011900	OTHER,WRIST WATCH,BATTERY POWERED	-	3
91019100	OTHER,POCKET-WATCH ELECTRICALLY OPERATED	12	123
91021900	OTHER,WRIST WATCH,BATTERY ,PRECIOUS METAL	-	220
91022900	OTHER,WRIST-WATCH,OTHER THAN PRECIOUS METAL	-	6,008
91031000	CLOCK WATCH MOVE ELECTRICALLY OPERATED	-	110
91040090	OTHER,INSTRUMENT PANEL CLOCK VEHICLE/VESSELS	-	405
91051900	OTHER, ALARAM CLOCK	56	278
91052900	OTHER, WALL CLOCKS	459	688
91059900	OTHER, CLOCKS,NOT ELSEWHERE SPECIFIED.	2	-
91070000	TIME SWITCHES WITH CLOCK/WATCH	448	-
91091000	ELE OPER.CLOCK MOVE COMP/ASSEM	-	36,419
91139000	OTHER,WATCH STRAPS,BANDS & PARTS	31	-
	TOTAL CLOCKS AND WATCHES AND PARTS THEREOF	1,008	44,254
	MUSICAL INSTRUMENTS,PARTS AND ACCESSORIES		
92021000	PLAYED WITH A BOW	-	332
92029000	OTHER ,STRING MUSICAL INSTRUMENT(E,G GUITARS, VIOLINS,HARPS) ,NOT SPECIFIED.	6,359	30,083
92051000	BRASS-WIND INSTRUMENTS	40,608	17,807
92059000	OTHER,WIND MISICAL INSTRUMENTS(CLARINETS,TRUMPETS,BAGPIPES)	26,427	72,426

PCT CHAPTER WISE BREAKUP OF EXPORTS

Rs. In Thousands

HSCODE	COMMODITY	Jul-Mar 2016-17	Jul-Mar 2017-18
	MUSICAL INSTRUMENTS,PARTS AND ACCESSORIES		
92060000	PERCUSSION MUSICAL INSTRUMENTS,DRUM ETC	24,180	65,016
92079000	OTHER,MUSICAL INSTRUMENT E.G.GITARS,ACCORDIONS ETC	7,477	46
92081000	MUSICAL BOXES	1,433	2,975
92089000	OTHER;MECHANICAL STREET ORGAN/INSTRUMENTS	6,230	5,980
92093000	MUSICAL INSTRUMENT STRINGS	61,545	94,584
92099100	OTHER PARTS & ACCESSORIES FOR PIANOS.	294	-
92099200	PARTS & ACCESSORIES OF MUSICAL INSTRUMENT H-92.02	17,203	-
92099400	PARTS & ACCESSORIES MUSICAL INSTRUMENT H-92.07	166	-
92099900	OTHER;PARTS & ACCESSORIES OF MUSIAL INSTRUMENTS(CARDS PER-FORAT)	5,607	14,078
	TOTAL MUSICAL INSTRUMENTS,PARTS AND ACCESSORIES	197,529	303,327
	ARMS & AMMUNITION, PARTS AND ACCESSORIES		
93012000	GRENADE/ROCKET LAUNCHERS	242,224	-
93020011	REVOLVERS PROHIBITED BORE,>.32	-	573
93020012	PISTOL,S-BAREL,S-AUTO PRO-BORE	-	209
93039000	OTHER;FIREARMS,DEVICES OPERATED BY FIRING OF AN EXPLOSIVE CHARGE	6,673	-
93063090	OTH,CARTRIDG & PARTS THEREOF.	140,619	98,753
93069000	OTHER;AMMUNITION OF WAR & PARTS.	115,799	243,509
93070000	SWORDS,CUTLASSES,BAYONETS,LANCES & SIMILAR ARMS & PARTS THEREOF	39,650	38,519
	TOTAL ARMS & AMMUNITION, PARTS AND ACCESSORIES	544,965	381,563
	FURNITURE,BEDDING,MATTRESSES,LAMPS AND LIGHT FITTINGS,ILLUMINATED NAME-PLATES,PREFABRICATED BUILDINGS		
94012090	OTH SEATS OF KIND USED FOR VEH	93	671
94015200	SEATS OF BAMBOO	-	4,632
94015300	SEATS OF BAMBOO OR RATTAN	1,018	-
94017100	OTHER,SEATS UPHOLSTERED METAL FRAMES	167	213
94017900	OTHER SEATS;WITH METAL FRAMES	99,431	76,692
94018000	OTHER SEATS WITH METAL FRAMES	205	332
94019010	SEAT PARTS-FOAM CAR/VEH-8703,4	21	-
94019020	SEAT PAR-FOAM CAR/VEH-8701,2,4	106	-
94019030	OTH PARTS OF SEATS-M-CARS/VEH	1,325	-
94019090	OTH SEATS W/N CONVERTIBLE-BED	510	29
94029010	OPERATING TABLES	1,903	-
94029090	OTHER,MEDICAL,DENTAL,SURGICAL FURNITURE	2,205	331
94031000	METAL FURNITURE USED IN OFFICE	-	39
94032000	OTHER,METAL FURNITURE OTHER THAN OFFICE	12,847	7,162
94035010	WOODEN CABINETS	156	5,194
94035020	WOODEN BEDS	3,254	124

PCT CHAPTER WISE BREAKUP OF EXPORTS

Rs. In Thousands

HSCODE	COMMODITY	Jul-Mar 2016-17	Jul-Mar 2017-18
	FURNITURE,BEDDING,MATTRESSES,LAMPS AND LIGHT FITTINGS,ILLUMINATED NAME-PLATES,PREFABRICATED BUILDINGS		
94035030	OTH FURNITURE & PARTS THEREOF	104,046	31,189
94037000	FURNITURE OF PLASTICS	2,255	3,232
94038900	OTHER FURNITURE OF CANE, OSIER	365	1,357
94041000	MATTRESS SUPPORTS	11,093	15,988
94051010	CHANDELIERS	49	207
94051090	OTHER ELECTRICAL CEILING & WALL FITTINGS.	3,676	39,702
94052000	ELECTRIC TABLES,DESK,BEDSIDE	200,015	658,881
94054010	LIGHT SYSTEM FILM SHOOTING	-	380
94059190	OTHER,PART OF LAMP FITTING OF GLASS.	4,357	7,444
94059200	PARTS OF PLASTIC H-94.05,NOT ELSEWHERE SPECIFIED	-	194
94059900	OTHER PARTS H-NO.94.05,NOT ELSEWHERE SPECIFIED.	-	18,823
94061020	LIVE ST&POULTRY SHEDS OF WOOD	-	17,034
94069020	DAIRY,LIVESTOCK POULTRY SHEDS	33,090	4,480
94069090	OTHER PRE. FABRICATED BUILD	-	19,051
	TOTAL FURNITURE,BEDDING,MATTRESSES,LAMPS AND LIGHT FITTINGS,ILLUMINAT	482,187	913,381
	GRAND TOTAL	65,705,956	81,640,367
	GRAND TOTAL (Million US\$)	627.32	728.54

Year : 2017-18 1 USD = 112.06 PKR

Year : 2016-17 1 USD = 104.74 PKR

Breakup of Imports

JUL-MAR 2017-18 & 2016-17

PCT CHAPTER WISE BREAKUP OF IMPORTS

Rs. In Thousands

HSCODE	COMMODITY	Jul-Mar	Jul-Mar
		2016-17	2017-18
	IRON AND STEEL		
72011000	NON-ALLOY PIG IRON<0.5% PHOSPHORUS	854,040	1,137,072
72012000	NON-ALLOY PIG IRON>0.5% PHOSPHORUS	149	-
72021100	FERRO-MANGANESE CONTAINING >2% CARBON	591,769	967,474
72021900	OTHER FERRO-MANGANESE	20,915	4,189
72022100	FERRO-SILICON CONTAINING >55% SILICON	336,457	288,473
72022900	OTHER FERRO-SILICON	143,055	186,291
72023000	FERRO-SILICO-MANGANESE	1,821,923	3,936,307
72024100	FERRO-CHROMIUM CONTAINING >4% CARBON	21,311	29,425
72024900	OTHER FERRO-CHROMIUM	6,691	8,580
72025000	FERRO-SILICO-CHROMIUM	1,473	-
72027000	FERRO-MOLYBDENUM	8,901	18,923
72028000	FERRO-TUNGSTEN&FERRO-SILICO-TUNGSTEN	1,961	2,569
72029100	FERRO-TITANIUM/FERRO-SILICON TITANIUM	522	400
72029200	FERRO-VANADIUM	1,118	2,249
72029300	FERRO-NIOBIUM	985	2,097
72029900	OTHER FERRO-ALLOYS	1,196	8,246
72031000	FERROUS PRODUCTS BY DIRECT REDUCTION OF IRON ORE	21	32,338
72039000	OTHER FERROUS PRODUCTS	142	109
72041010	WASTE/SCRAP CAST IRON RE-ROLLABLE	65,452	150,677
72041020	WASTE & SCRAP OF AUTOPARTS	95,546	84,620
72041090	OTHER WASTE/SCRAP OF CAST IRON	1,201	94
72042100	WASTE/SCRAP OF STAINLESS STEEL	255,322	172,050
72042900	WASTE/SCRAP OF OTHER ALLOY STEEL	1,377	1,423
72043000	WASTE/SCRAP OF TINNED IRON/STEEL	2,334,518	2,970,702
72044100	OTHER WASTE/SCRAP TURNINGS/SHAVINGS/CHIPS	28,893,970	49,078,243
72044910	OTHER RE-ROLLABLE WASTE /SCRAP	8,137,614	10,088,658
72044920	OTH WASTE&SCRAP OF AUTO PARTS	861,970	678,079
72044930	WASTE/SCRAP AUTO PARTS IN PRES	3,374	65
72044940	WASTE & SCRAP OF COMPRESSORS	15,082,442	18,225,753
72044990	OTHER WASTE AND SCRAP	24,585,949	43,846,217
72045000	REMELTING SCRAP INGOTS	31,379	6,707
72051000	GRANULES OF PIG IRON	47,052	66,551
72052100	POWDERS OF ALLOY STEEL	-	2,104
72052900	OTHER POWDER PIG IRON & SPIEGELEISEN IRON/STEEL	31,937	43,691
72061000	INGOTS OF IRON & STEEL.	11,659	-
72069000	OTHER PRIMARY FORM (EXCL H-72.03)	460	639
72071110	BILLETS RECT/SQUAR IRON/NA.STL	200,972	135,169

PCT CHAPTER WISE BREAKUP OF IMPORTS

Rs. In Thousands

HSCODE	COMMODITY	Jul-Mar	Jul-Mar
		2016-17	2017-18
	IRON AND STEEL		
72071190	OTH BILLETS CON CARBON < 0.25%	-	3,574
72071290	OTH RECT CROSS SECTION I/NA.ST	117,735	8,499
72071920	BILLETS IRON/NON-ALLOY STEEL	34,926	-
72071990	OTHER SEMI FINISHED PRODUCT IRON/STEEL	142	90
72072090	OTHER SEMI FINISHED PRODUCT IRON/STEEL	48,188	90,420
72081010	COILS SECONDRY QUALITY I/S HR	136,026	59,394
72081090	OTH COILS NOT FUR WORK I/S HR	141,205	310,160
72082510	OTH C-HR I/S 4.75mm SECON QUAL	-	60
72082590	OTH HR-COIL TH 4.75mm OR MORE	33,646	116,827
72082690	OTH HR COIL TH3-4.75mm I/NA-TS	60,940	65,575
72082710	OTH C-HR I/NA.S TH<3mm SE QLTY	1,432	1,670
72082790	OTH C-HR I/NA.STEEL TH < 3 mm	28,206	51,446
72083610	OTH C-HR I/S TH<10mm SEC-QLTY	17,285	-
72083690	OTH COIL-HR I/NA.STL TH<10 mm	320,355	214,820
72083710	OTH C-HR I/S TH<4.75-10mm S-Q	110,399	-
72083790	OTH C-HR I/NA-S TH< 4.75-10 mm	139,858	246,476
72083810	OTH C-HR I/NA-S TH3-4.75mm S-Q	8,392	41,779
72083890	OTH COIL H-RILLED OF I/NA-STEEL	595,571	1,105,216
72083910	OTH C-HR I/NA-S TH<3 mm S-QLTY	204,572	108,079
72083990	OTH COIL-HR I/NA-S TH < 3 mm	23,084,836	34,659,468
72084010	SECONDARY QUALITY HOT ROLLED IRON /NON ALLOY -STEEL	2,143	1,670
72084090	OTHER SECONDARY QUALITY IRON /NON ALLOY STEEL HOT ROLLED	302,320	21,047
72085110	OTHER SECONDARY QUALITY IRON STEEL -HOT ROLLED THICKNESS>10MM	12,971	5,624
72085190	OTHER HOT ROLLED IRON STEEL PRODUCTS THICKNESS >10MM	504,654	1,082,961
72085210	OTHER SECONDARY QUALITY IRON/STEEL HOT ROLLED THICKNESS >4.75-10	67,421	44,775
72085290	OTHER HOT ROLLED IRON /STEEL PRODUCTS THICKNESS 4.75-10 MM	69,384	248,487
72085310	OTHER SECONDARY QUALITY IRON/STEEL HOT ROLLED THICKNESS >3-4.75MM	1,638	-
72085390	OTHER IRON /STEEL HOT ROLLED PRODUCTS THICKNESS 3-4.75 MM	96,429	102,487
72085410	OTHER SECONDARY QUALITY IRON/STEEL,THICKNESS <3MM HOTROLLED	34	-
72085490	OTHER IRON/STEEL PRODUCTS HOT-ROLLED THICKNESS <3 MM	90,021	93,395
72089010	OTHER FLAT-ROLLED PRODUCTS SECONDARY QUALITY HOT ROLLED >600	255,594	75,428
72089090	OTHER FLAT-ROLLED PRODUCTS HOT ROLLED WIDTH >600MM	176,500	354,463
72091510	COIL I/NA-S CR TH 3mm/> S-QLTY	198,340	563,398
72091590	OTH COIL I/NA-S CR TH 3mm OR >	76,917	980
72091610	COIL I/NA-S CR TH 1-3mm S-Q	1,753,513	3,197,026
72091690	OTH CR COIL IR / NA-S TH 1-3mm	2,526,573	3,399,659
72091710	COIL CR I/NA-S TH 0.5-1mm S-Q	107,008	226,954

PCT CHAPTER WISE BREAKUP OF IMPORTS

Rs. In Thousands

HSCODE	COMMODITY	Jul-Mar	Jul-Mar
		2016-17	2017-18
	IRON AND STEEL		
72091790	OTH CR COIL I/NA-S TH 0.5-1mm	2,838,934	2,762,290
72091810	COIL CR I/NA-ST TH< 0.5mm S-Q	280,647	366,550
72091890	OTH CR COIL I/NA-ST TH < 0.5mm	1,033,837	1,323,024
72092590	OTHER COLD-ROLLED IRON/STEEL THICKNESS 3MM OR MORE	5,570	11,906
72092610	SECONDARY QUALITY IRON/STEEL COLD-ROLLED THICKNESS >1MMBUT<3MM	11,753	436
72092690	OTHER IRON/STEEL COLD-ROLLED THICKNESS >1MM BUT <3MM	474,089	769,518
72092790	OTHER COLD-ROLLED IRON/STEEL THICKNESS 0.5 MM-1MM	1,508,109	1,625,006
72092890	OTHER COLD-ROLLED IRON/STEEL THICKNESS < 0.5 MM	51,446	138,089
72099010	SECONDARY QUALITY FLAT-ROLLED PRODUCTS IRON/STEEL WIDTH>600	228,463	341,717
72099090	OTHER FLAT/COLD-ROLLED PRODUCTS IRON/STEEL WIDTH >600M	244,012	334,104
72101110	I/S PLAT/COAT TIN 0.5MM/> S-QU	11,107	6,990
72101190	OTH I/STL PLAT/COAT TIN>0.5MM	2	2,371
72101210	I/STL PLAT/COAT TIN<0.5MM S-QU	2,085,984	2,505,409
72101290	OTH I/STL PLAT/COAT TIN<0.5MM	670,890	1,007,168
72102090	OTH FR I/NA-S P/C LEAD 600mm	193	2,233
72103010	FR I/NA-S ELECTRO P/C ZINC S-Q	1,028,517	2,203,310
72103090	OTH FR I/NA-S ELECTRO P/C ZINC	2,282,266	2,593,933
72104110	FR I/NA-S P/C ZINC CORRUGA S-Q	3,013	-
72104190	OTH FR I/NA-S CUROGA P/C ZINC	59,011	18,813
72104910	OTH FR I/NA-S P/C ZINC S/QLTY	4,490,894	5,122,318
72104990	OTH FR I/NA-S P/C ZINC T 600mm	7,758,385	5,284,808
72105010	F-ROL I/ST COAT CHRO OXIDE S-Q	9,071	17,795
72105090	OTH F-RO I/ST COAT CHRO OXIDE	392,837	516,792
72106110	FR I/NA-S P/C ALUM-ZINC AL S-Q	82,909	97,086
72106190	OT FR I/NA-S P/C ALUM-ZINC ALY	333,395	1,478,483
72106910	OTH FR I/NA-S P/C ALUM S-QUALI	14,944	22,179
72106990	OTH FR I/NA-S P/C ALUM T600mm	24,682	16,072
72107010	VCM COATED SHEETS OF A THICKNESS 0.5MM/LESS	1,052,211	1,627,464
72107020	FR I/NA-S PLASTIC COT/PAIN S-Q	400,391	837,353
72107090	OTHER VCM SHEET PRINTED VARNISHED	2,617,360	7,068,691
72109010	OTH FR I/NA-S PLASTI COTED S-Q	35,419	14,579
72109090	OTH FR I/NA-S PLASTIC COATED/P	166,209	200,634
72111310	SECONDARY QUALITY HOT ROLLED IRON/STEEL 4 FACE WIDTH 150 THICKNESS 4M	-	32,817
72111390	OTHER HOT ROLLED IRON /STEEL PRODUCTS 4 FACE ROLLED THICKNESS 4M	229,159	270,990
72111410	FR I/NA-S HR WD>150 TH4.75 S-Q	39,979	743
72111490	OT FR I/NA-S HR W>150 TH4.75/>	284,852	738,359
72111910	COLD ROLLED STEEL STRIP THICKNESS <0.5MM	28,661	17,168

PCT CHAPTER WISE BREAKUP OF IMPORTS

Rs. In Thousands

HSCODE	COMMODITY	Jul-Mar	Jul-Mar
		2016-17	2017-18
	IRON AND STEEL		
72111920	OT FR I/NA-S HR W150 T4mm S-Q	1,332	3,201
72111990	OTHER COLD ROLLED STEEL STRIP	2,550,946	7,829,608
72112310	FR I/NA-S CR W<600 C.25% S-Q	820	-
72112390	OTH I/NA-S CR W<600 CARBON.25%	37,687	31,246
72112910	OT FR I/NA-S CR W<600 C.25%S-Q	134	272
72112990	OT FR I/NA-S CR W<600mm C.25%	48,092	235,872
72119010	OTH FR I/NA-S WD<600mm S-QLT	1,027	43
72119090	OTH FR I/NA-S W<600mm NOT P/C	1,195,111	928,376
72121000	FLAT -ROLLED PRODUCTS IRON/NON ALLOY STEEL PLATED/COATED	109	11,613
72122010	FRP I/NA-STL ELE-PL/CO W-ZINK	191	2,544
72122090	OT FR I/S ELE P/C ZINC W<600mm	134,070	372,608
72123010	FR I/NA-S P/C ZINC W<600mm S-Q	2,595	4,979
72123090	OTH FR I/NA-S P/C ZINC W<600mm	113,968	14,113
72124010	FR I/S PLASTIC COT W<600mm S-Q	8,174	2,244
72124090	FR I/S PLASTIC COT W<600mm P-V	2,853	51,518
72125090	OTH FR I/NA-S OTH-WISE PLA/COT	27,691	101,106
72126090	OTH FR I/NA-S CLAD WD<600mm	-	65
72131010	BAR&ROD I/NA-S HR(RIBS,GRO)S-Q	191	190,254
72131090	OTHER BARS & RODS, HR, IN IRREGULARLY WOUND COILS OF IRON OR NON-ALLOY STEEL	94,156	172,083
72132090	OTH BAR&ROD HR FREE CUT STEEL	7,972	-
72139110	OT BAR&ROD HR I/S DIA<14mm S-Q	934	114,902
72139190	OTH BAR&ROD HR I/S DIA<14mm	2,877,688	1,584,819
72139910	OTH BAR&ROD I/S HR IN-COIL S-Q	-	617
72139990	OTH BAR&ROD I/S HR IN-COIL	243,546	454,961
72141010	OTH BAR&ROD I/S HR FORGED S-Q	25,808	22,240
72141090	OTH BAR&ROD I/S HR FORGED	149,078	88,752
72142010	OTH BAR&ROD I/S HR FRG RIB S-Q	2,513,660	1,661,066
72142090	OTH BAR&ROD I/S HR FRG RIB GRV	1,275,663	838,240
72143010	OTH B/ROD FREE CUT STL HR S-Q	8,426	9,568
72143090	OTH B/ROD FREE CUT STL HR	28,695	59,741
72149190	OTH B/ROD I/S HR RECT CR.SECT	15,008	470
72149910	OTH B/ROD I/S HR TWISTED S-QUA	-	7,063
72149990	OTH B/ROD I/S HR TWISTED ROL	953,187	129,584
72151010	OT B/ROD FRE CUT STL COLD S-Q	490	-
72151090	OT B/ROD FRE CUT STL COLD FORM	68,356	53,013
72155090	OTH BAR&ROD I/S COLD-FINISH	17,887	26,218
72159010	OTH BAR&ROD I/NA-S SEC-QUALITY	-	163

PCT CHAPTER WISE BREAKUP OF IMPORTS

Rs. In Thousands

HSCODE	COMMODITY	Jul-Mar	Jul-Mar
		2016-17	2017-18
	IRON AND STEEL		
72159090	OTH BAR&ROD IRON/NON ALLOY-STL	47,279	27,873
72161000	U,I,H SECTIONS HOT-ROLLED HIGH<80MM	11,572	357,441
72162100	L SECTION HOT/ROLLED HEIGHT<80 MM IRON/NON ALLOY STEEL	34,709	69,965
72162200	T SECTION HOT ROLLED HEIGHT<80 MM IRON/NON ALLOY STEEL	-	302
72163110	U.SECTION HEIGHT>150MM HOT-ROLLED IRON/NON ALLOY STEEL	116,971	77,162
72163190	OTHER U.SECTION HOT-ROLLED IRON/NON ALLOY STEEL	193,345	106,182
72163210	I SECTION HOT-ROLLED IRON/NON ALLOY STEEL HEIGHT>200 MM	521,340	574,995
72163290	OTHER I SECTION HOT-ROLLED IRON/NON ALLOY STEEL	59,836	26,520
72163310	H SECTION HEIGHT>250MM HOT-ROLLED IRON/NON ALLOY STEEL	310,704	748,257
72163390	OTHER H SECTION HOT-ROLLED IRON/NON ALLOY STEEL	62,837	56,682
72164010	L&T SECTION HOT-ROLLED HEIGHT150M IRON/NON ALLOY STEEL	14,842	25,849
72164090	OTHER L&T SECTION HOT-ROLLED IRON/NON ALLOY STEEL	8,212	2,866
72165000	OTHER ANGLE/SHAPE SECTION HOT ROLLED	5,417	10,684
72166100	ANGLE/SHAPE SECTION COLD ROLLED	2,048	10,385
72166900	OTHER ANGLE/SHAPE SECTION IRON/STEEL COLD- ROLLED	5,910	17,922
72169100	OTHER COLD FORMED IRON/STEEL FLAT ROLLED PRODUCTS	90	3,949
72169900	OTHER ANGLE/SHAPE SECTION IRON/STEEL	29,864	80,353
72171000	WIRE OF IRON/STEEL NOT PLATED/COATED	52,139	99,307
72172000	WIRE OF IRON/STEEL PLATED/COATED WITH ZINC	124,791	95,915
72173010	WIRE IRON STEEL PLATED/COATED MAUFACTURING AUTO TYRE	285,071	289,297
72173020	STEEL CORD WIRE OF SPECIFICATION SWG 20-34	12,960	21,016
72173090	OTHER PLATED/COATED IRON/STEEL WIRE WITH OTHER BASE-METAL	65,586	5,401
72179000	OTHER WIRE OF IRON/NON-ALLOY-STEEL	254,947	302,554
72181000	INGOTS & OTHER PRIMARY FORMS STAINLESS STEEL	706	227
72189900	OTHER SEMI-FINISHED PRODUCTS STAINLESS STEEL	8,157	3,708
72191100	FLAT ROLLED PRODUCTS STAINLESS STEEL HOT ROLLED THICKNESS>10MM	4,810	98,271
72191200	COILS STAINLESS STEEL-HOT ROLLED THICKNESS >4.75-10MM	31,446	30,005
72191300	COILS STAINLESS STEEL-HOT ROLLED THICKNESS >3MM-4.75MM	3,275	1,171
72191400	COILS STAINLESS STEEL-HOT ROLLED THICKNESS>3MM	23,616	19,637
72192100	COILS STAINLESS STEEL HOT ROLLED THICKNESS>10MM	71,121	253,339
72192200	COILS STAINLESS/STEEL HOT RROLLED THICKNESS >4.75-10MM	330,315	216,174
72192310	COIL S-STL W-700mm/>,TH-<4mm	-	21,452
72192390	OTH COIL,S-STL,TH-3mm-4.75mm	16,270	144,773
72192410	COIL S-STL W-700mm/>,TH-<3mm	989	2,157
72192490	OTH COIL,STAINLESS-STL,TH<3mm	20,878	24,722
72193100	COILS STAINLESS STEEL COLD ROLLED THICKNESS >4.75 MM	95,460	58,171
72193210	COIL,S-STL,TH-4mm,W-700mm,CR	-	1,863

PCT CHAPTER WISE BREAKUP OF IMPORTS

Rs. In Thousands

HSCODE	COMMODITY	Jul-Mar	Jul-Mar
		2016-17	2017-18
	IRON AND STEEL		
72193290	OTH COIL,S-STL,TH-3-4.75mm,CR	89,860	162,725
72193310	COIL S-STL,TH-1-3mm W-700mm,CR	4,330	-
72193390	OTH COIL S-STL,TH-1-3mm ,CR	1,022,921	1,248,125
72193410	CL,S-STL,TH-0.5-1mm,W-700mm,CR	3,273	-
72193490	OTH COIL,S-STL,TH-0.5-1mm,CR	777,339	1,497,190
72193510	COIL,S-STL,TH-<.5mm,W-700mm,CR	158	257
72193590	OTH COIL,S-STL,TH-<.5mm,CR	1,721,749	1,975,994
72199010	O SHET CIR SHAPE ALL SIZE S-ST	2,130,871	1,816,460
72199090	OTH FRP S-STL W 600 mm OR MORE	2,430,982	2,619,369
72201100	FLAT ROLLED STAINLESS STEEL HOT ROLLED THICKNESS >4.75MM	13,784	7,764
72201210	FRP,S-STL,W< 600mm,TH 4 mm,HR	20,221	129
72201290	OTH FRP,S-STL,W< 600 mm,HR	5,839	9,313
72202010	FRP,S-STL,W< 600mm,TH 4 mm,CR	1,813	5,953
72202090	OTH FRP,S-STL,W< 600mm,CR	239,041	437,181
72209010	OTH FRP,S-STL,W< 600mm,TH 4 mm	259	1,125
72209090	OTH FRP,S-STL,W< 600 mm	91,702	106,798
72210010	B&R,HR, IWC,S-STL,W-50-200 mm	-	1,593
72210090	OTH BARS&RODS,HR, IWC,S-STL	967	1,699
72221100	BAR/ROD STAINLESS STEEL NOT FURTHER WORKED THAN HOTROLLED CIRCULAR CROSS SECTION	155,682	186,083
72221900	OTHER BAR/ROD STAINLESS STEEL NOT FURTHER WORKED THAN HOT DRAWN	38,660	116,590
72222000	BAR/ROD STAINLESS STEEL NOT FURTHER WORKED THAN COLD FORMED,COLD FINISHED	54,658	68,597
72223000	OTHER BAR/ROD OF STAINLESS STEEL	269,779	378,985
72224000	ANGLE/SHAPES&SECTION STAINLESS STEEL	84,068	67,904
72230000	WIRE OF STAINLESS STEEL	165,609	251,267
72241000	INGOTS&OTHER PRIMARY-FORMS OTHER ALLOY STEEL	926	-
72249000	OTHER SEMI-FINISHED PRODUCTS OTHER ALLOY STEEL	1,274,692	163,845
72251100	GRAIN-ORIENTED SILICON ELECTRICAL STEEL	1,807,794	1,857,067
72251900	OTHER FLAT ROLLED PRODUCTS SILICON ELECTRICAL STEEL	594,614	732,130
72253000	OTH NFW HOT/ROLLED IN COILS	25,923,860	32,957,314
72254000	OTHER NOT FURTHER WORKED THAN HOT/ROLLED NOT IN COIL	2,802,912	3,449,909
72255000	OTHER ALLOY STEEL NOT FURTHER WORKED THAN COLD ROLLED (COLD-REDUCED)	171	9,338
72259200	FLAT ROLLED PRODUCTS OTHER WISE ZINC PLATED OR COATED	5,372	15,444
72259900	OTHER FLAT ROLLED PRODUCTS OTHER ALLOY STEEL	89,408	182,442
72261100	GRAIN-ORIENTED SILICON ELECTRICAL STEEL	60,899	61,865
72261900	OTHER FLAT ROLLED PRODUCTS SILICON ELECTRICAL STEEL	6,406	91,321
72269100	OTHER FLAT ROLLED PRODUCTS NOT FURTHER WORKED THAN HOT ROLLED	18,685	10,741
72269200	OTHER FLAT ROLLED PRODUCTS NOT FURTHER WORKED THAN COLD ROLLED	241,464	291,020

PCT CHAPTER WISE BREAKUP OF IMPORTS

Rs. In Thousands

HSCODE	COMMODITY	Jul-Mar	Jul-Mar
		2016-17	2017-18
	IRON AND STEEL		
72269900	OTHER FLAT ROLLED PRODUCTS OTHER THAN ALLOY STEEL	233,035	19,951
72271000	BAR/ROD OF HIGH SPEED STEEL	-	793
72272000	BAR/ROD OF SILICO-MANGANESE STEEL	8,619	-
72279000	OTHER BAR/ROD HOT ROLLED IN IRREGULARLY , WOUND COILS OF OTHER ALLOY STEEL	3,667,744	6,120,495
72281000	BAR/RODS OF HIGH SPEED STEEL	4,540	89,803
72282010	SPRING STEEL(SUP-9&EQUIVALENT)	6,739	3,562
72282090	OTHER BAR/RODS OF HIGH SPEED STEEL	4,582	68,001
72283010	CASE HARDENING STEEL	-	536
72283090	OTHER BAR,RODS OF ALLOY STEEL HOT ROLLED	1,948,100	2,080,027
72284000	OTHER BAR/ROD NOT FURTHER WORKED THAN FORGED	25,294	37,818
72285000	OTHER BAR/ROD NOT FURTHER WORKED THAN COLD FORMED,COLD FINISHED	55,072	9,986
72286000	OTHER BAR/ROD ALLOY STEEL NES	286,152	538,954
72287000	ANGLES, SHAPES AND SECTIONS	665,720	127,511
72288000	HOLLOW DRILL BARS AND RODS	2,889	6,312
72292000	WIRE OTHER ALLOY STEEL SILICO MANGANESE	2,024	-
72299000	OTHER,WIRE OF OTHER ALLOY STEEL	94,652	106,556
	TOTAL IRON AND STEEL	210,948,186	296,938,840
	ARTICLES OF IRON AND STEEL		
73011000	SHEET PILING IRON AND STEEL	56,167	495,034
73012000	ANGLE SHAPES & SECTIONS OF IRON/STEEL	8,996	14,025
73021000	RAILS	4,657,842	1,404,352
73023000	SWITCH BLADES, CROSSING FROGS, OTHER CROSSING PIECES	30,968	902,509
73024000	FISH-PLATES AND SOLE PLATES	7,379	3,525
73029000	OTHER MATERIALS JOINTING RAILS	15,268	9,308
73030000	TUBE/PIPE,HOLLOW PROFILE CAST IRON	32,717	81,561
73041100	L.P FOR OIL&GAS S-STL SEAMLESS	104,598	122,195
73041900	OTH LINE PIPE I/S FOR OIL&GAS	937,177	608,564
73042200	DRILL PIPE S-STL DRILL OIL/GAS	194	239
73042300	OTH DRILL PIPE I/S FOR OIL&GAS	3,196,041	2,395,912
73042400	OTHER PIPE OF STAINLESS STEEL	1,334,224	487,505
73042900	OTHER CASTING,TUBEING PIPE DRIL OIL/GAS	2,815,624	4,935,963
73043100	OTHER CIRCULAR CROSS SECTION IRON NON ALLOY COLD ROLLED STEEL	540,583	544,356
73043900	OTHER CIRCULAR CROSS SECTION IRON NON ALLOY STEEL	1,543,235	2,292,639
73044100	OTHER CIRCULAR, CROSS STAINLES STEEL REDUCED	163,069	438,611
73044900	OTHER CIRCULAR CROSS SECTION STAINLESS STEEL	404,208	770,001
73045100	OTHER CIRCULAR CROSS ALLOY COLD DRAWN	12,376	14,894

PCT CHAPTER WISE BREAKUP OF IMPORTS

Rs. In Thousands

HSCODE	COMMODITY	Jul-Mar	Jul-Mar
		2016-17	2017-18
	ARTICLES OF IRON AND STEEL		
73045900	OTHER CIRCULAR CROSS ALLOY STEEL	1,907,732	213,413
73049000	OTHER SEAMLESS TUBE/PIPE HOLLOW PROFILES	457,148	902,748
73051100	LINE PIPE USED OIL/GAS WELDED	10,372	928,007
73051200	OTHER LINE PIPE USED OIL GAS WELDED	5,020	6,694
73051900	OTHER LINE PIPE USED OIL/GAS PIPE LINES	3,677,805	201,925
73052000	CASING FOR DRILLING,OIL/GAS	-	48,635
73053100	OTHER, LONGITUDINALLY WELDED	134,428	35,193
73053900	OTHER, WELDED TUBES AND PIPES	109,617	6,077
73059000	OTHER, TUBES AND PIPES	94,659	774,867
73061100	L.P.-WELDED OF STA-STL(OIL/GAS)	2,505	42,056
73061900	OTH-LINE PIPE O/G PIPELINE I/S	827,015	289,945
73062100	CAS/TUB WELDED LINE PIPE STA-S	23,677	94,000
73062900	O-CASING/TUB LINE PIPE O/G I/S	38,554	93,983
73063010	COPPER COATED MILD STEEL TUBES 6.5MM DIA	67,143	28,554
73063090	OTHER WELDED CIRCULAR CROSS SECTION IRON STEEL	685,575	665,298
73064000	OTHER WELDED CIRCULAR CROSS SECTION STAINLESS STEEL	1,142,488	1,199,018
73065000	OTHER WELDED CIRCULAR CROSS-SECTION STAINLESS STEEL	202,333	229,187
73066100	O-TUBE,PIPE WELD SQUARE C-SEC	211,324	62,190
73066900	TUBE/PIPE WELD OF OTH C.C-SEC	274	11,749
73069000	OTHER TUBE PIPE/HOLLOW PROFILES,IRON/STEEL	254,391	321,954
73071110	TUBE/PIPE CAST FITINGS MR-175	308	725
73071190	OTHER TUBE/PIPE FITING CAST IRON	104,943	18,639
73071910	OTHER TUBE/PIPE FITING IRON/STEEL	744	255
73071920	SEMI FINISHED MALLEABLE IRON PIPE FITTING	26,936	31,316
73071990	OTHER MALLEABLE IRON PIPE FITTING	378,683	475,789
73072100	FLANGES, OF STAINLESS STEEL	104,844	89,742
73072200	THREADED EIBOWS,BENDS,SLEEVES STAINLESS STEEL	57,832	62,657
73072300	BUTT WELDING FITTING STAINLESS STEEL	26,115	86,674
73072900	OTHER TUBE,PIP FITTING STAINLESS STEEL	526,825	763,416
73079110	OTH FLANGES AIR-P AGRI-TRACTOR	3,087	-
73079120	OTH FLANGES FOR M-CARS&VEHI	2,734	4,396
73079190	OTH FLANGES OF IRON & STEEL	254,102	787,952
73079200	THREADED EIBOWS,BENDS/SLEEVES IRON/STEEL	279,122	776,102
73079300	BUTT WELDING FITTING IRON/STEEL	319,844	202,713
73079900	OTHER TUBE,PIPE FITTING IRON STEEL NEC	1,845,334	2,211,407
73081000	BRIDGES AND BRIDGE-SECTIONS	305,078	46,552
73082000	TOWERS AND LATTICE MASTS	5,025,498	6,054,446

PCT CHAPTER WISE BREAKUP OF IMPORTS

Rs. In Thousands

HSCODE	COMMODITY	Jul-Mar	Jul-Mar
		2016-17	2017-18
	ARTICLES OF IRON AND STEEL		
73083000	DOORS,WINDOWS/FRAMES,THRESHHOLD FOR DOORS	799,430	323,773
73084000	EQUIPMENT FOR SCAFF FOLDING SHUTTERING PROPPINGS FOR PITPROPPINGS	499,632	370,117
73089010	PILLARS ETC FOR STRUCTURS I/S	125,285	484,743
73089020	OTH GANGWAYS,GIRDERS,HANGERS	71,414	3,476
73089090	OTH COLUMNS ETC FOR STRUCT I/S	9,404,542	8,660,971
73090000	RESERVOIRS,TANKS,VATS SIMILAR CONTAINERS FOR ANY MATERIAL	464,492	328,224
73101000	TANKS,CASKS,DRUMS,CANS,BOX OF CAPACITY >50	57,397	15,640
73102100	CANS,CLOSED BY SOLDERING/CRIMPING CAPACITY<50	74,952	65,601
73102900	OTHER TANK,CASK,DRUM,BOX CAPACITY<50	706,520	1,106,117
73110010	CONTAINERS FOR CNG OF IRON/STL	73,687	1,847
73110020	CONTAINERS FOR LPG OF IRON/STL	88,749	28,745
73110030	CONTAINERS FOR CRYOGENIC I/STL	277,624	271,730
73110040	CONT FOR AEROSOL PRODUCT I/STL	62,691	110,114
73110090	OTH CONT FOR LIQEID/GAS OF I/S	193,424	252,794
73121010	IRON AND STEEL WIRE	487,395	982,575
73121020	IRON AND STEEL ROPE	248,898	301,415
73121090	OTHER IRON AND STEEL CABLE	98,255	252,256
73129010	OTHER STEEL CORD USE IN TYRE MANUFACTURING	97,518	77,562
73129090	OTHER STANDARD WIRE,ROPE&CABLE	19,249	22,116
73130000	BARBED WIRE OF IRON/STEEL TWISTED HOOP	90,460	169,490
73141200	ENDLESS BANDS FOR MACHINERY OF STAINLESS STEEL WOVEN CLOTH	8,433	9,606
73141400	OTHER WOVEN CLOTH OF STAINLESS STEEL	34,170	35,109
73141910	STEEL CORD FABRIC USED IN MANUFACTURING TYRE	-	254
73141920	OTH ENDLES BAND FOR MACHINERY	17,771	3,280
73141990	OTHER WOVEN CLOTH OF STEEL	15,028	89,868
73142000	GRILL NETTING FENCING WELDED DIMENSION=3MM; MESH SIZE 100CM(SQUARE)	27,365	46,675
73143100	OTHER GRILL NETTING FENCING WELDED COATED WITH ZINC	9,441	3,286
73143900	OTHER GRILL NETTING FENCING AT INTER SECTION	6,284	34,623
73144100	OTHER CLOTH GRILL NETTING FENCING PLATED/COATED WITH ZINC	142,898	113,792
73144200	OTHER CLOTH GRILINGL NETTING FENCING PLATED/COATED WITH PLASTICS	8,052	16,196
73144900	OTHER CLOTH GRILL NETTING /FENCING	251,283	257,074
73145000	EXPANDED METAL OF IRON OR STEL	14,802	21,522
73151110	ROLLER CHAIN FOR VEHICLES Ch87	597,199	737,677
73151120	CHAIN FOR BICYCLES H-87.12 I/S	7,234	14,757
73151190	OTHER ROLLER CHAIN	201,712	236,075
73151200	OTHER CHAIN, ARTICULATED LINK	228,457	246,956
73151910	ADJUSTER FOR CHAIN VEH H-87.11	16,597	840

PCT CHAPTER WISE BREAKUP OF IMPORTS

Rs. In Thousands

HSCODE	COMMODITY	Jul-Mar	Jul-Mar
		2016-17	2017-18
	ARTICLES OF IRON AND STEEL		
73151920	OTH PATS OF CHAIN M-CARS&VEHIC	127,643	209,866
73151990	OTH PATS OF ROLLER CHAIN I/S	9,298	8,483
73152000	SKID CHAIN	1,414	6,167
73158100	OTHER CHAIN, STUD-LINK	6,223	690
73158200	OTHER, WELDED LINK	27,381	23,819
73158900	OTHER CHAIN	22,016	19,434
73159000	OTHER PARTS	16,085	27,250
73160000	ANCHORS,GRAPNELS PARTS IRON/STEEL	95,501	178,124
73170010	NAILS OF IRON OR STEEL	265,749	354,958
73170020	TACKS OF IRON OR STEEL	53,750	50,238
73170030	DRAWING PINS OF IRON OR STEEL	3,260	4,842
73170090	OTHER ARTICLES OF IRON OR STEEL	60,454	61,429
73181100	COACH SCREW IRON/STEEL THREADED	9,326	18,229
73181200	OTHER WOOD SCREW IRON/STEEL THREADED	22,353	37,546
73181300	SCREW HOOKS,SCREW,RINGS,RIVETS OF IRON/STEEL	2,529	3,574
73181400	SELF-TAPPING SCREWS, THREADED	66,945	96,149
73181510	HIGH TENSILE SCREW&BOLT IRON/STEEL	411,611	268,439
73181520	U BOLTS LEAF SORINGS VEH CH-87	21,259	7,211
73181590	OTHER SCREW&BOTLS IRON/STEEL	1,277,104	2,233,092
73181610	HIGH TENTION NUTS IRON/STEEL	51,869	46,644
73181620	WHEEL NUTS FOR VEHI OF CHAP-87	17,013	8,466
73181690	OTHER NUTS THREADED OF IRON/STEEL	476,524	483,336
73181900	OTHER BOLT,NUT,WASHER,RIVET IRON/STEEL TH	168,268	260,973
73182110	SPRING/LOCK WASHER HIGH-TENSILE	12,845	17,775
73182190	OTHER SPRING WASHER/LOCK WASHER	18,703	21,824
73182210	THURST WASHER FOR VEHICLE H87	4,931	8,560
73182220	WASHER KICK START KNUCK V.HD8	13	-
73182290	OTH WAHSERS	106,790	165,427
73182300	RIVETS, NON-THREADED	54,315	58,686
73182400	COTTERS/PINS NON THREADED IRON STEEL	8,270	10,618
73182900	OTHER COACH SCREW,BOLTS,NUT IRON STEEL	111,678	143,639
73194000	SAFETY PINS & OTHER PINS	26,252	40,698
73199010	SEWING,DARNING/EMBROIDRY NEDLS	18,331	24,829
73199090	OTH KNITTING NEDLS,CRO HOOKS	45,689	79,883
73201010	LEAF-SPRING&LEAF M-CAR,H-8703	9,800	6,670
73201020	LEAF-SPRING&LEA,VEH,H-8701,2,4	2,401	614
73201030	COMP VEH HD87.11 SPRING FRONT	75,629	57,837

PCT CHAPTER WISE BREAKUP OF IMPORTS

Rs. In Thousands

HSCODE	COMMODITY	Jul-Mar	Jul-Mar
		2016-17	2017-18
	ARTICLES OF IRON AND STEEL		
73201090	OTH LEAF-SPRING&LEAF I/S	65,006	89,251
73202000	HELICAL SPRINGS	16,024	92,659
73209010	SPRING,LEAVES USED IN MANUFACTURE OF VIDEO CASSETTES	405	20
73209020	CONT SPRI HYD LIFT AGR-TRACTOR	2,039	2,685
73209090	OTHER, SPRING AND LEAVES.	289,278	370,979
73211110	COOKING RANGES	85,048	58,313
73211190	OTHER COOKING APPLIANCES&PLATE WARMERS GAS	177,613	263,429
73211200	COOKING APPLIANCES/PLATE WARMERS LIQUID FUEL	739	111
73211900	O-COKING APPLI INCL SOLID FUEL	47,294	71,570
73218100	OTHER APPLIANCES FOR GAS & OTHER FUELS	17,003	22,263
73218200	OTHER APPLIANCES FOR LIQUID FUEL	3,666	4,997
73218900	OTH APPL INCL APPLI SOLID FUEL	5,009	2,691
73219000	PARTS OF IRON/STEEL,COOKING APPLIANCES & PLATE WARMERS	289,231	265,079
73221100	RADIATORS/PARTS CAST IRON E-EL	560	159
73221900	OTHER RADIATOR AND PARTS THEREOF	40,222	22,781
73229010	AIR HEATERS&HOT AIR DISTRIBUTORS	69,549	171,413
73229090	OTHER PARTS OF RADIATORS	29,763	68,377
73231000	IRON/STEEL WOOL,POT SCOURERS ETC	199,234	209,642
73239100	OTHER BUCKETS OF CAST IRON NOT ENAMELLED	518	2,953
73239200	OTHER HOUSE HOLD ARTICLES CASTIRON ENAMELLED	1,515	1,541
73239300	OTHER DOMESTIC UTENSILS STAINLESS STEEL	30,053	68,783
73239400	OTHER DOMESTIC UTENSILS IRON/STEEL	317,994	233,561
73239900	OTHER HOUSE HOLD ARTICLES, PARTS THEREOF	597,819	447,635
73241010	SINKS OF STAINLESS STEEL	67,041	93,102
73241020	WASH BASINS OF STAINLESS STEEL	492	1,462
73242100	BATH TUBS CASTIRON WHETHER OR NOT ENAMELLED	21,301	11,170
73242900	OTHER BATH,SINK,WASH-BASIN ENAMELLED IRON	108,517	152,895
73249000	OTHER, INCLUDING PARTS	157,782	173,038
73251000	OTHER CAST ARTICLES IRON/STEEL OF NON MALLEABLE CAST IRON	239,289	42,444
73259100	GRINDING BALLS &SIMI ARTICLES FOR MILLS	87,072	252,082
73259900	OTHER CAST ARTICLES OF IRON/STEEL NES	303,245	673,301
73261100	GRINDING BALLS & SIMILAR ARTICLES FOR MILLS	8,574	43,137
73261910	FORGING OF CRANK SHAFT	163,081	313,523
73261920	FORGING SURGICAL/DENTAL INSTRUMENTS	213,380	228,821
73261930	STEEL FORGINGS EXCE 150KG I/S	8,446	273
73261990	OTHER ARTICLES FORGED/STAMPED NOT FURTHER WORKED NES	451,322	577,040
73262000	ARTICLES OF IRON OR STEEL WIRE	71,833	74,931

PCT CHAPTER WISE BREAKUP OF IMPORTS

Rs. In Thousands

HSCODE	COMMODITY	Jul-Mar	Jul-Mar
		2016-17	2017-18
	ARTICLES OF IRON AND STEEL		
73269010	OTHER XRAY FILM HANGERS	2,359	1,216
73269020	OTHER STEEL BALLS NOT >1MM DIAMETER	72	28
73269030	OTHER SHOE LASTS	78	51
73269040	STL BALLS NOT EXCE 1MM DIA I/S	20,587	19,716
73269050	CLIPS,BRACK ETC,FOR ELE-WIRING	139,397	238,187
73269060	CLAMPS,HOSE CLIPS, HANGERS I/S	206,834	327,817
73269070	COSMETICS/CIGARE CASES ECT I/S	1,107	5,029
73269090	OTHER ARTICLES OF IRON/STEEL FORGED/STAMPED NOT FURTHER WORKED	4,660,035	4,859,646
	TOTAL ARTICLES OF IRON AND STEEL	63,429,743	64,592,183
	COPPER AND ARTICLES THEREOF		
74020000	UN-REFINED COPPER, COPPER ANODES FOR ELECTROLYTIC REFINING	965	2,044
74031100	REFIND COPPER,CATHODES & SECTION	7,277,182	7,987,141
74031200	REFINED COPPER WIRE-BARS	14,456	-
74031900	OTHER, REFINED COPPER	18,426	17,406
74032100	COPPER-ZINC BASE ALLOYS(BRASS)	4,545	3,226
74032200	COPPER-TIN BASE ALLOYS(BRONZE)	21,079	20,751
74032900	OTHER COPPER ALLOYS(OTHER THAN MASTER ALLOYS OF HEADING H-74.05)	14,074	16,019
74040010	BRASS SCRAP	118	214
74040090	OTH COPPER WASTE AND SCRAP	921,377	1,868,424
74050000	MASTER ALLOYS OF COPPER.	2,119	6,130
74061000	POWDER OF NON-LAMELLER STRUCTURE	23,107	21,712
74062000	POWDER OF LAMELLAR STRUCTURE FLAKES	83,574	149,199
74071010	BAR OF REFINED COPPER	26,052	76,644
74071020	RODS OF REFINED COPPER	116,098	24,111
74071040	BUS BARS OF REFINED COPPER	388,712	429,276
74071090	OTHER PROFILES OF COPPER	6,386	23,367
74072100	COPPER BAR,ROD PROFILES OF COPPERER ZINC BASE ALLOYS(BRASS)	17,009	22,395
74072900	OTHER BAR,ROD,PROFILES COPPER ALLOYS	39,166	52,668
74081100	WIRE REFERENCE COPPER MAXIMUM CROSS SECTIONAL DIAMETER >6MM	740,780	1,050,718
74081900	OTHER, WIRE OF REFINED COPPER	180,593	353,530
74082100	WIRE OF COPPER ALLOY ZINC BASE	24,375	49,918
74082200	WIRE OF COPPER ALLOY NICKLE BASE	3,767	16,029
74082900	OTHER WIRE OF COPPER ALLOYS ETC	5,816	43,065
74091100	PLATES,SHEET,STRIP REFINED COPPER COIL	107,040	183,992
74091900	OTHER PLATES,SHEETS &STRIP OF REFINED COPPER	25,544	20,761
74092100	PLATES,SHEETS&STRIPS OF COPPER ZINC BASE COILS	117,644	178,365

PCT CHAPTER WISE BREAKUP OF IMPORTS

Rs. In Thousands

HSCODE	COMMODITY	Jul-Mar	Jul-Mar
		2016-17	2017-18
	COPPER AND ARTICLES THEREOF		
74092900	OTHER PLATES/SHEETS/STRIPS COPPER ZINC BASE	38,790	77,357
74093100	PLATES/SHEETS/STRIPS COPPER TIN BASE COILS	-	34
74093900	OTHER PLATES/SHEETS/STRIPS COPPER TIN BASE-COILS	10,946	4,503
74094000	PLATES/SHEETS/STRIPS COPPER NICKLE BASE	-	34
74099000	PLATES/SHEETS/STRIPS OTHER COPPER ALLOYS NS	1,484	3,723
74101100	FOIL REFINED COPPER NOT BACKED	667,110	852,162
74101200	FOIL OF COPPER ALLOYS,NOT BACKED	390,077	544,260
74102100	FOIL OF REFINED COPPER,BACKED	52,990	26,534
74102200	FOIL OF COPPER ALLOYS,BACKED	3,769	2,426
74111010	CAPILLARY TUBE 2.25 MM REFINED COPPER	41,117	53,763
74111020	INTERNALLY GROOVED TUBES REFINED COPPER	439,435	397,611
74111090	OTHER TUBE/PIPE OF REFINED COPPER	816,267	1,284,573
74112100	TUB&PIPE COPPER ZINC BASE ALLOYS	12,958	20,680
74112200	TUB&PIPE COPPER NICKLE BASE ALLOYS	219	-
74112900	OTHER TUBE&PIPE OF OTHER COPPER ALLOYS	41,642	18,743
74121000	COPPER TUBE/PIPE FITTING OF REFINED COPPER	19,782	18,027
74122000	COPPER TUBE/PIPE FITTINGS COPPER ALLOYS	32,990	47,155
74130000	STANDARD WIRE,CABLES PLAIED BANDS-NOT ELECTRICALLY INSULATED	198,697	457,354
74151000	NAILS,TACKS,DRAWING PINS,STAPLES & SIMILAR ARTICLES	190	2,418
74152100	WASHERS/INCLUDING SPRING WASHERS NOT THREADED	47,366	3,676
74152900	OTHER NOT THREADED ARTICLES COPPER	7,870	21,665
74153300	OTHER THREADED SCREW,BOLT,NUT COPPER	8,249	115,607
74153900	OTHER THREAD ARTICLES OF COPPER	12,586	30,114
74181000	TABLE,KITCH/OTH HOUSEHOLD ARTI	550	321
74182000	OTHER SANITARY WARE,PARTS COPPER	1,483	2,482
74191000	CHAIN,PARTS THEREOF OF COPPER	622	113
74199100	CAST,MOULDED,STAMPED,FORGED OF COPPER	2,518	2,467
74199910	COPPER SPRINGS	337	118
74199990	OTHER, ARTICLES OF COPPER	52,642	128,320
	TOTAL COPPER AND ARTICLES THEREOF	13,082,690	16,733,345
	NICKEL AND ARTICLES THEREOF		
75011000	NICKEL MATTES	-	680
75021000	NICKEL, NOT ALLOYED	716,017	979,028
75022000	NICKEL ALLOYS	1,113	1,544
75040000	NICKEL POWDERS AND FLAKES.	17,237	20,193
75051100	BAR,ROD,PROFILES OF NICKLE NOT ALLOYED	63	10

PCT CHAPTER WISE BREAKUP OF IMPORTS

Rs. In Thousands

HSCODE	COMMODITY	Jul-Mar 2016-17	Jul-Mar 2017-18
	NICKEL AND ARTICLES THEREOF		
75051200	BAR,ROD,PROFILES OF NICKLE ALLOYED	358	3,763
75052100	WIRE OF NICKEL, NOT ALLOYED	972	1,021
75052200	WIRE OF NICKEL, ALLOYED	14,334	22,694
75061000	PLATES,SHEET,STRIPS,FOIL OF NICKEL NOT ALLOYED	5,227	16,970
75062000	PLATES,SHEET,STRIP FOIL OF NICKEL ALLOYED	2,300	153,835
75071100	TUBE&PIPE OF NICKEL NOT ALLOYED	83	-
75071200	TUBE & PIPE OF NICKEL ALLOYED	7,825	8,049
75072000	TUBE OR PIPE FITTING NICKEL	3,607	2,372
75081000	CLOTH,GRILLS & NETTING OF NICKEL WIRE	-	2,447
75089010	NICKEL ROTARY PRINTING SCREEN	521,318	480,342
75089090	OTHER NICKLE ROTARY PRINTING SCREEN	15,209	43,898
	TOTAL NICKEL AND ARTICLES THEREOF	1,305,663	1,736,846
	ALUMINIUM AND ARTICLE THEREOF		
76011000	ALUMINIUM, NOT ALLOYED	4,367,406	6,573,751
76012000	ALUMINIUM ALLOYS	2,575,154	2,651,698
76020010	ALUMINIUM W/SCRAP OF AUTO PART	201,381	254,713
76020090	OTHER ALUMINIUM WASTE OR SCRAP	4,641,653	5,965,227
76031000	POWDER OF NON-LAMELLER STRUCTURE	20,008	15,451
76032000	POWDER OF LAMELLAR STRUCTURE FLAKES	34,988	43,049
76041010	BARS,OF ALUMINIUM, NOT ALLOYED	87,040	30,928
76041090	PROFILES OF ALUMINIUM NOT ALLOYED	37,729	118,462
76042100	HOLLOW PROFILES OF ALUMINIUM ALLOYED	8,208	30,555
76042910	BAR ROD OF ALLUMINIUM ALLOYED	48,410	31,654
76042920	ALUM BAR/ROD NOCLOCK BRAZING	31	73
76042990	PROFILES OF ALUMINIUM ALLOY	64,994	170,619
76051100	ALUMINIUM WIRE NOT ALLOYED MAXIMUM CROSS SECTIONAL DIAMENSIONS >7MM	105,579	91,316
76051900	OTHER ALUMINIUM WIRE NOT ALLOYED	100,655	117,167
76052100	ALUMINIUM WIRE ALLOYED MAXIMUM CROSS SECTIONAL DIMENSION >7MM	6,620	7,153
76052900	OTHER ALUMINIUM WIRE, ALLOYED	171,679	193,651
76061100	RECTANGULAR & SQUARE OF ALUMINIUM NOT ALLOYED	178,750	341,333
76061200	RECTANGULAR/SQUARE ALUMINIUM ALLOYED	1,292,130	1,508,144
76069110	ALUMINIUM SHEET NOT ALLOYS ANODIZED/ POLYURETHENE COATED	84,540	91,109
76069190	OTHER ALUMINIUM SHEET NOT ALLOYED	45,703	71,450
76069210	ALUMINIUM SHEET ANODIZED ALLOYS COATED	74,387	148,615
76069290	OTHER ALUMINIUM SHEET ALLOYS	34,559	21,872
76071100	ALUMINIUM FOIL ROLLED NOT-WORKED/BACKED	2,654,868	2,640,592

PCT CHAPTER WISE BREAKUP OF IMPORTS

Rs. In Thousands

HSCODE	COMMODITY	Jul-Mar	Jul-Mar
		2016-17	2017-18
	ALUMINIUM AND ARTICLE THEREOF		
76071910	ADHESIVE TAPE	268,548	81,861
76071920	PRINTED ALUM FOIL NOT BACKED	174,307	202,496
76071990	OTHER ADHESIVE TAPE	1,158,193	1,178,354
76072000	ALUMINUM FOIL, BACKED	1,323,206	1,530,896
76081000	TUBE, PIPE OF ALUMINIUM NOT ALLOYED	15,997	40,772
76082000	TUBE, PIPE OF ALUMINIUM ALLOYED	122,793	184,953
76090000	ALUMINIUM TUBE,PIPE FITTINGS (E.G COUPLINGS,EIBOWS,SLEEVES)	15,758	16,800
76101000	DOORS,WINDOW, FRAMS,THRESHOLDS FOR DOORS	165,248	666,662
76109000	ALUMINIUM STRUCTURE & PARTS N.E.S.	541,707	862,082
76110000	ALUMINIUM RESERVOIRS,TANKS VATS ETC	431	100
76121000	COLLAPSIBLE TUBULAR CONTAINERS ALUMINIUM	27,250	2,971
76129010	ROUND CANS ALUMINIUM DIAMETER > 45MM	321,552	555,448
76129020	OVAL CANS OF ALUMINIUM	2,041	1,961
76129030	OTH CANS<=400ML W LOGO/BRAND	1,298,875	1,004,873
76129090	OTHER DRUMS CANS BOXES ALUMINIUM	71,680	54,845
76130010	AEROSOL CANS WITH VALVES&COVERS OF ALUMINIUM	5,692	2,780
76130090	OTHER ALUMINIUM CONTAINERS FOR COMPRESSED/LIQUEFIED GAS	10,489	15,752
76141000	STANDARD WIRE,CABLE,PLAITED BANDS&LIKE OF ALUMINIUM STEEL CORE	1,232,808	141,402
76149000	OTHER STANDARD WIRE,CABLE,PLAITED BANDS&LIKE OF ALUMINIUM NOT ELECTRICALLY INSUL	2,643,490	2,955,373
76151000	TABLE,KITCH,POT POLISHPAD ALUM	66,399	138,105
76152000	SANITARY WARE&PATS OF ALUMINIUM	120	3,928
76161000	NAILS,BOLT,NUT,SCREW ETC ALUMINIUM	3,995	7,462
76169100	CLOTH,GRILL,FENCING & NETTING OF ALUMINIUM WIRE	8,229	8,227
76169910	CASINGS&FORGINGS	28,838	68,772
76169920	ALUMINIUM SLUGS	191,064	240,023
76169930	PENCIL FERRULES	4,177	1,780
76169990	OTHER ARTICLE OF ALUMINIUM	460,792	365,434
	TOTAL ALUMINIUM AND ARTICLE THEREOF	27,000,151	31,452,694
	LEAD AND ARTICLES THEREOF		
78011000	REFINED UN-WROUGHT LEAD	7,366,244	4,381,454
78019100	OTHER UN-WROUGHT LEAD CONTAINING BY WEIGHT ANTIMONY	56,195	492,988
78019900	OTHER UN-REFINED LEAD & LEAD ALLOYED	225,467	340,490
78041100	LEAD SHEET STRIP FOIL THICKNESS >0.2MM	-	34
78041900	OTHER , LEAD PLATES	800	19,085
78042000	LEAD, POWDERS AND FLAKES	342	-
78060010	WIRE OF LEAD	14,586	34,292

PCT CHAPTER WISE BREAKUP OF IMPORTS

Rs. In Thousands

HSCODE	COMMODITY	Jul-Mar 2016-17	Jul-Mar 2017-18
	LEAD AND ARTICLES THEREOF		
78060020	LEAD TUBE, PIPE FITTINGS	2,190	-
78060090	OTHER ARICLES OF LEAD	1,135	4,672
	TOTAL LEAD AND ARTICLES THEREOF	7,666,959	5,273,015
	ZINC AND ARTICLES THEREOF		
79011100	ZINC CONTAINING BY WEIGHT>99.99% NOT ALLOYED	1,608,473	5,141,656
79011200	ZINC CONTAINING BY WEIGHT<99.99% NOT ALLOYED	10,168	298,008
79012000	ZINC ALLOYS	942,256	552,647
79031000	ZINC DUST(BLUE POWDER)	38,310	67,375
79039000	OTHER ZINC POWDER AND FLAKES	216	127
79040010	ZINC WIRE	25,056	44,763
79040090	OTHER ZINC BARS AND RODS	59	-
79050000	ZINC PLATES,SHEET,STRIP & FOIL	34	396
79070010	ZINC SLUGS FOR DRY BATTERY CELL CONTAINERS	72,846	111,473
79070020	ANODES OF ZINC	23,133	37,640
79070090	OTHER, ARTICLES OF ZINC	8,486	10,563
	TOTAL ZINC AND ARTICLES THEREOF	2,729,037	6,264,648
	TIN AND ARTICLES THEREOF		
80011000	TIN, NOT ALLOYED	394,641	424,251
80012000	TIN ALLOYS	9,581	8,835
80030000	TIN BAR, ROD, PROFILE AND WIRE	4,701	1,368
80070010	TIN PLAT, SHET,STRIP TH>0.2MM	2,257	-
80070090	OTH ARTICLES OF TIN	418	1,591
	TOTAL TIN AND ARTICLES THEREOF	411,598	436,045
	OTHER BASE METALS,CERAMICS,ARTICLES		
81011000	TUNGSTEN POWDERS	-	529
81019400	OTHER UN-WROUGHT TUNGSTEN,BARS&ROADS OBTAINED SIMPLY BY SINTERING	271	111
81019600	OTHER WIRE OF TUNGSTEN	15,468	17,589
81019910	BAR/ROD,PLA,SHET,FOIL TUNGSTEN	5	-
81019990	OTH ARTICLES OF TUNGSTEN	1,211	5,854
81029600	OTHER MOLYBDENUM WIRE	2,444	5,890
81029900	OTHER MOLYBDENUM AND ARTICLES THEREOF	-	708
81039000	OTHER TANTALUM & ARTICLES THEREOF	546	799
81041100	UNWROUGHT MAGNESIUM BY WEIGHT 99.8%	16,389	18,981
81041900	OTHER ARTICLES UNWROUHT MAGNESIUM	242	4,672
81043000	RASPINGS,TUMINGS,ETC MAGNESIUM	17	15

PCT CHAPTER WISE BREAKUP OF IMPORTS

Rs. In Thousands

HSCODE	COMMODITY	Jul-Mar	Jul-Mar
		2016-17	2017-18
	OTHER BASE METALS,CERAMICS,ARTICLES		
81049000	OTHER ARTICLES OF MAGNESIUM	8,182	8,729
81052000	COBALT MATTES& OTHER PRODUCTS	83,593	159,846
81059000	OTHER INTERMEDIATE PRODUCTS OF COBALT	3,397	14,063
81060000	BISMUTH & ATICLES INCLUDING WASTE,SCRAP	174	-
81079000	OTHER CADMIUM,WROUGHT & ARTICLES	1,678	979
81089000	OTHER TITANIUM WROUGHT & ARTICLES	59,521	207,581
81092000	UNWROUGHT ZIRCONIUM POWDER	-	62
81099000	OTHER ZIRCONIUM AND ARTICLES	24,645	3,183
81101000	UNWROUGHT ANTIMONY POWDER	667,828	451,778
81109000	OTHER ANTIMONY & ARTICLES THEREOF INCLUDING WASTE&SCRAP	338	50,869
81110000	MANGANESE & ARTICLES INCLUDING WASTE & SCRAP	21,499	16,636
81122100	CHROMIUM UNWROUGHT POWDER	432	317
81122900	OTHER UNWROUGHT CHROMIUM INCLUDING WASTE	7,798	766
81129900	OTHER BASE METAL UNWROUGH & ARTICLES	28	61
81130000	CERMETS & ARTICLE INCLUDING WASTE & SCRAP	77	45
	TOTAL OTHER BASE METALS,CERAMICS,ARTICLES	915,783	970,063
	TOOLS,IMPLEMENTS,CUTLERY,PARTS THEREOF		
82011000	SPADES AND SHOVELS	53,721	101,125
82013000	MATTOCKS, PICKS, HOES & RAKES	464	2,600
82014000	AXES,BILL HOOKS & SIMILAR HEWING TOOLS	951	657
82015000	SECATEURS & ONE-HANDED PRUNERS AND SHEARS	132	385
82016000	HEDGE SHEARS, TWO-HAND PRUNING SHEARS AND SIMILAR TWO HANDED SHEARS	1,607	1,832
82019000	OTHER HAND TOOL AGRICULTURAL,HORTICULTURE OR FORESTRY	3,138	8,197
82021000	HAND SAWS	53,970	89,201
82022000	BAND SAW BLADES	13,658	30,054
82023100	CIRCULAR SAW BLADES WITH STEEL	58,689	95,532
82023900	OTHER CIRCULAR SAW BLADES; INCLUDING PARTS	66,535	86,149
82024000	CHAIN SAW BLADES	19,003	24,692
82029100	STRAIGHT SAW BLADES,WORKING METAL	2,355	3,507
82029910	GINSAW BLADE	4,125	2,752
82029990	OTHER SAW BLADES	58,037	99,149
82031000	FILES, RASPS & SIMILAR TOOLS	61,030	94,364
82032000	PILERS,PINCERS,TWEEZERS AND SIMILAR TOOLS	208,154	313,863
82033000	METAL CUTTING SHEARS & SIMILAR TOOLS	11,022	11,512
82034000	PIPE CUTTERS,BOLT CROPPERS,PERFORATING PUNCHES AND SIMILAR TOOLS	19,746	40,854
82041100	NON-ADJUSTABLE HAND OPERATED SPANNERS & WRENCHES	287,842	446,270

PCT CHAPTER WISE BREAKUP OF IMPORTS

Rs. In Thousands

HSCODE	COMMODITY	Jul-Mar	Jul-Mar
		2016-17	2017-18
	TOOLS,IMPLEMENTS,CUTLERY,PARTS THEREOF		
82041200	ADJUSTABLE HAND OPERATED SPANNERS & WRENCHES	250,080	346,547
82042000	INTERCHANGEABLE SPANNER SOCKETS WITH OR WITHOUT HANDLES	39,358	57,106
82051000	DRILLING,THREADING OR TAPPING TOOLS	22,916	28,079
82052000	HAMMERS AND SLEDGE HAMMERS	55,726	78,385
82053000	PLANES,CHISELS,GUAGES AND SIMILAR CUTTING TOOLS FOR WORKING WOOD	7,672	14,089
82054000	SCREW DRIVERS	122,092	231,218
82055100	OTHER HAND TOOLS HOUSE-HOLD N.E.S.	30,280	62,811
82055900	OTHER HAND TOOL (GLAZIERS DIAMONDS)	332,931	269,118
82056000	BLOW LAMPS	189	202
82057000	VICES, CLAMPS AND THE LIKE	27,191	46,662
82059000	SETS OF ARTICLES OF TWO/MORE OF FORGOING SUB-HEADING	137,247	68,917
82060010	TOOLS FOR M-CARS H-8703 R-SALE	11,630	11,343
82060020	TOOL FOR VEH H-8701,2,4 R-SALE	67,642	28,329
82060030	OTH TOOLS FOR M-CARS&VEHICLES	143,281	99,282
82060090	OTH TOOLS H-8202,8505 R-SALE	350,135	166,441
82071300	ROCK DRILLING,EARTH BORING TOOLS WITH WORKING PARTS OF CERMETS	25,726	9,428
82071900	OTHER INCLUDING PARTS OF ROCK DRILLING OR EARTH-BORING TOOLS	1,423,837	1,563,016
82072000	DIES FOR DRAWING/EXTRUDING METAL	185,764	211,467
82073000	TOOL FOR PRESSING, STAMPING/PUNCHING	186,621	878,683
82074000	TOOLS FOR TRAPPING OR THREADING	23,090	26,793
82075010	TOOL DRILLS OTHER THAN ROCK/PARALLEL OR STRAIGHT SHANK TWIST DRILLS	54,722	53,901
82075090	OTHER TOOL FOR DRILLING OTHER THAN ROCK DRILLING	414,854	588,631
82076000	TOOLS FOR BORING OR BROACHING	22,144	40,099
82077000	TOOLS FOR MILLING	62,923	39,870
82078000	TOOLS FOR TURNING	58,798	58,230
82079000	OTHER INTERCHANGEABLE TOOLS	551,259	1,114,845
82081000	KNIVES&CUTTING BLADES FOR METAL WORKING	44,175	64,586
82082000	KNIVES CUTTING BLADES FOR WOOD WORKING	17,093	19,516
82083000	KNIVES & CUTTING BLADES FOR KITCHEN APPLIANCES	33,901	63,167
82084000	KNIVES&CUTTING BLADE FOR AGRICULTURAL, HORTICULTURAL OR FORESTRY MACHINES	43,748	83,981
82089010	OTH BLADES/KNIVES PAPER MACH	114,689	155,779
82089020	DIE STEEL CUTTING BLADES	6,776	4,986
82089090	OTH BLADES/KNIVES FOR MACHINE	202,468	242,773
82090000	PLATES STICKS,TIPS AND THE LIKE FOR TOOLS, UNMOUNTED OF CERMET	68,235	90,771
82100000	HAND-OPERATED MECHANICAL APPLIANCES, WEIGHING 10 KG OR LESS	48,234	71,663
82111000	SETS OF ASSORTED ARTICLES	838	908
82119100	TABLE KNIVES HAVING FIX BLADE.	18,343	19,203

PCT CHAPTER WISE BREAKUP OF IMPORTS

Rs. In Thousands

HSCODE	COMMODITY	Jul-Mar	Jul-Mar
		2016-17	2017-18
	TOOLS,IMPLEMENTS,CUTLERY,PARTS THEREOF		
82119200	OTHER KNIVES HAVING FIXE BLADES.	30,963	37,531
82119300	KNIVES HAVING OTHER THAN FIX BLADES.	4,292	6,056
82119400	BLADES	4,252	9,673
82119500	HANDLES OF BASE METAL	470	320
82121000	RAZORS	612,402	672,660
82122000	SAFETY RAZOR BLADES,	337,142	368,841
82129000	OTHER PARTS	23,136	41,591
82130000	SCISSORS,TAILOR'S SHEARS & SIMILAR SHEARS AND BLADE	34,993	55,893
82141000	PAPER KNIVES,LETTER OPENERS,ERASING KNIVES, PENCIL SHARPENERS AND BLADES ETC	149,130	213,931
82142000	MANICURE OR PEDICURE SETS AND INSTRUMENTS	24,886	17,066
82149000	OTHER ARTICLES OF CUTLERY .	53,445	93,000
82151000	SETS OF ASSORTED ARTICLE CONTAINING >= 1 ARTICLE PLATED WITH PRECIOUS METAL	1,245	47
82152000	OTHER SETS OF ASSORTED ARTICLE.	13,852	70,908
82159100	OTHER ASSORTED ARTICLE,NOT INSETS,PLATED WITH PRECIOUS METAL	153	46
82159910	SPOONS	12,332	39,062
82159920	FORKS (CUTLERY)	408	2,193
82159990	OTHER ARTICLE OF KITCHEN.	39,147	53,381
	TOTAL TOOLS,IMPLEMENTS,CUTLERY,PARTS THEREOF	7,473,035	10,045,719
	MISC. ARTICLES OF BASE METALS		
83011000	PADLOCKS	1,036,023	992,276
83012010	DOOR LOCKS VEH-H-8704.3190,11	54,391	15,626
83012090	OTH LOCKS FOR MOTOR VEHICLES	21,397	36,912
83013000	LOCKS FOR FURNITURE	484,828	653,536
83014000	OTHER LOCKS	569,066	879,369
83015000	CLASPS AND FRAMES WITH CLASPS.INCORPORATING LOCKS	1,877	16,043
83016000	PARTS OF LOCKS	38,660	164,203
83017000	KEYS PRESENTED SEPARATELY	11,894	16,179
83021010	HINGES,VEH-H-8704.2299,8703	1,514	331
83021020	HINGES DOORS VEH,H-8704.2299	101	22
83021030	HINGES OTH FOR MOTOR CARS&VEH	52,484	64,445
83021090	OTH HINGES&FITTINGS FOR FURNI	222,162	354,031
83022000	CASTORS	173,562	252,103
83023010	LATCH ASS-DOORS CARS-H-8703,04	1,763	3,288
83023020	WIN OPEN SYSTEM RACK FOR 87042	116	59
83023090	OTH FITTINGS FOR M-VEHICLES	3,964	14,385
83024100	OTHER MOUNTING,FITTING SUITABLE FOR BUILDING	15,862	39,218

PCT CHAPTER WISE BREAKUP OF IMPORTS

Rs. In Thousands

HSCODE	COMMODITY	Jul-Mar	Jul-Mar
		2016-17	2017-18
	MISC. ARTICLES OF BASE METALS		
83024200	OTHER MOUNTING,FITING FURNITURES	576,435	768,115
83024900	OTHER FITTINGS OF BASE METAL N.S.	279,970	439,348
83025000	HAT-RACKS,HAT-PEGS,BRACKET&FIX	24,181	64,858
83026000	AUTOMATIC DOOR CLOSERS	84,693	80,386
83030000	ARMOURED/REINFORCED SAFES, STRONG BOXES AND DOORS ETC OF BASE METAL.	40,202	52,974
83040000	FILING CABINETS,CARD-INDEX CABINET/TRAYS	11,126	9,853
83051000	FITTING FOR LOOSE-LEAF BINDERS	8,029	8,368
83052000	STAPLES IN STRIPS	142,217	152,392
83059000	OTHER, INCLUDING PARTS	79,331	121,197
83061000	BELLS,GONGS ETC.NON ELECTRIC OF BASE METAL	7,679	15,641
83062100	STATUETTES & OTHER ORNAMENTS BASE METAL	30	1
83062900	OTHER; MIRRORS OF BASE METAL	30,472	61,368
83063000	PHOTOGRAPH,PICTURE OR SIMILAR FRAMES; MIRROR	1,382	2,187
83071000	FLEXIBLE TUBING OF IRON/STEEL	127,304	201,924
83079000	FLEXIBLE TUBING OF BASE METAL	214,978	232,601
83081010	HOOKS OF BASE METAL	80,084	151,274
83081020	EYES & EYE LETS OF BASE METAL	74,219	112,876
83082000	TUBULAR OR BIFURCATED RIVET	257,831	221,335
83089010	CLASPS OF BASE METAL	1,550	715
83089020	BUCKLE OF BASE METAL	55,512	87,925
83089030	FRAME OF HAND BAG ETC OF BASE METAL	3,546	4,008
83089090	OTHER MADE UP ARTICLE OF BASE METAL PART	151,876	205,775
83091000	CROWN CORKS OF BASE METAL	7,566	3,011
83099010	ALUM LID CAN OF CARBONAT DRINK	6,907	88,475
83099090	OTHER	361,500	452,733
83100010	NUMB PLATE ASSEMBLY,AGRI-TRACT	168	234
83100020	NUM PLATE ASSEMBLY VEH-H-8711	1,015	-
83100030	NUM PLATE ASSEMBLY OTH M-VEH	495	40,349
83100090	OTH SIGN-PLATES, NAME PLATES	15,429	13,116
83111000	COATED ELECTRODE OF BASE METAL	756,495	856,038
83112000	CORED WIRE OF BASE METAL FOR ELECTRIC ARC WELDING	96,665	111,305
83113000	COATED RODS & CORED WIRE OF BASE METAL FOR SOLDERING,BRAZING OR WELDING BY FLAME	163,082	186,041
83119000	OTHER WIRE & RODS AGGLOMERATED OF BASE METAL	148,359	187,808
	TOTAL MISC. ARTICLES OF BASE METALS	6,499,992	8,436,257
	MACHINARY/ COMPONENTS		
84012000	MACHINERY/APPARATUS,ISOTOPIC SEPARATION	2,002	-

PCT CHAPTER WISE BREAKUP OF IMPORTS

Rs. In Thousands

HSCODE	COMMODITY	Jul-Mar	Jul-Mar
		2016-17	2017-18
	MACHINERY/ COMPONENTS		
84014000	PARTS OF NUCLEAR REACTORS	2,392	2,107,433
84021110	WATER TUBE BOILER STEAM PRODUCTION >45 TON BUT <350 TON PER HOUR	2,333	1,275
84021120	WASTE HEAT BOILERS > 45t/HOUR	12,403	4,504
84021130	HEAT RECOVERY STEAM GENERATORS	11,014,881	1,055,759
84021190	OTHER STEAM & OTHER VAPOUR GENERATING BOILER	16,690,340	37,861,560
84021200	WATER TUBE BOILER STEAM PRODUCTION <45 TON PER HOUR	298,223	448,195
84021910	FIRE TUBE BOILERS	133,290	328,802
84021920	WASTE HEAT BOILER/HYBRID BOILE	1,737	18,548
84021990	OTHER VAPOUR GENERATING BOILERS,	52,423	109,998
84022000	SUPER-HEATED WATER BOILERS	60,376	68,340
84029010	PARTS STEAM / VAPOUR BOILER	226,570	428,519
84029020	PART VAPOUR GEN HYB- BOILER	77,481	4,479
84029090	OTHER PARTS OF BOILER	4,102,712	1,643,166
84031000	BOILERS	61,900	27,916
84039000	PARTS CENTRAL HEATING BOILERS	3,815	60,002
84041000	AUXILIARY PLANT FOR BOILER	1,577,661	699,390
84042000	CONDENSERS FOR AUXILIARY PLANT	160,639	852,150
84049010	PARTS MASHINE SOOT REMOVER	71,910	231,431
84049090	OTH PARTS VAPOUR POWER UNITS	5,287,540	994,016
84051000	PRODUCER GAS/WATER GAS GENERATORS	887,363	104,255
84059000	PARTS OF PRODUCER GAS/WATER GAS GENERATORS	30,558	27,460
84061000	TURBINES FOR MARINE PROPULSION	72,121	-
84068100	OTHER TURBINES OF AN OUTPUT EXCEEDING 40 MW	5,245,431	13,830,763
84068200	OTHER TURBINES OF AN OUTPUT NOT EXCEEDING 40MW	17,885,922	2,267,476
84069000	PARTS OF STEAM TURBINES	11,170,320	2,155,663
84071000	AIRCRAFT ENGINES	1,689,042	898,629
84072100	OUTBOARD MOTORS	337,161	491,439
84072900	OTHER ,MARINE & SPARK IGNITION ROTARY ENGINES	793	23,897
84073110	RECIPROCA PE 50 CC VEH-H-8711	-	521
84073190	OTH RECIPROC PE 50CC-VEH-CH-87	22,893	27,264
84073210	RECIPRO PE 50-250CC VEH-H-8711	4,158	9,638
84073290	OTH RECIPRO PE 50-250CC VEH	730,273	639,464
84073310	RPE 250-1000 CCcH- 8703/8704	186	786
84073390	OTH-RPE- 250-1000 CC VEH CH-87	28,005	42,578
84073400	PISTON ENGINES CAPACITY EXCEEDING 1000 CC	261,563	358,766
84079010	GAS ENGINES	150,580	128,729
84079020	ENGINE FOR VEHICLES CH-87	120	9,501

PCT CHAPTER WISE BREAKUP OF IMPORTS

Rs. In Thousands

HSCODE	COMMODITY	Jul-Mar	Jul-Mar
		2016-17	2017-18
	MACHINARY/ COMPONENTS		
84079090	OTHER ENGINES	419,500	543,782
84081000	MARINE PROPULSION ENGINES	64,079	11,048
84082010	DIESEL ENG.AGRI-TRACTOR H-8701	1,485	1,258
84082090	OTH DIESEL / SEMI DIESEL ENGIN	642,472	839,112
84089000	OTHER ENGINES	750,265	2,555,948
84091000	PARTS FOR AIRCRAFT ENGINES	397,824	52,162
84099110	RING FOR PISTON OF VEHICLE CHAPTER 87	595,569	726,567
84099120	CYLINDER FOR VEHICLES OF CHAPTER 87	8,858	13,369
84099130	CYLINDER FOR VEHICLES OF CHAPTER 87	502,102	471,833
84099140	CYLINDER HEADS FOR VEHICLES OF CHAPTER 87	5,877,437	7,970,149
84099150	CYLINDER LINER FOR VEHICLES OF CH.87	26,758	52,782
84099191	CNG KITS FOR VEHICLES OF CH-87	28	-
84099192	OTH PART FOR GAS ENG H84079010	1,317,253	1,095,026
84099199	OTH KITS FOR VEHICLES OF CH-8	123,269	223,565
84099910	OTHER RING FOR PISTON VEHICLE CH-87	1,622,251	2,491,285
84099920	OTHER CYLINDER FOR VEHICLES OF CH-87	12,202	17,421
84099930	OTHER CYLINDER BLOCKS FOR VEHICLE CH-87	309,209	424,082
84099940	OTHER CYLINDER HEAD FOR VEHICLES CH-87	18,866	65,329
84099991	CNG KITS FOR VEHICLES OF CH-87	476	247
84099999	OTH PARTS OF ENGINES	5,019,132	4,282,079
84101100	HYDRAULIC,TURBINE,WATER WHEELS AND REGULATORS THEREFORE OF POWER <1000 KW	13,387	49,183
84101200	HYD.TURBN W/WHEEL1000-10000KW	400,474	886,547
84101300	HYDRAULIC TURBINE,W/WHEE>10000	787,382	11,867
84109010	PARTS FOR MACH HEAD-8410.1100	132	11,568
84109090	OTH PART HYD TURBINE®ULA	5,182,746	2,127,321
84111100	TURBO-JETS THRUST NOT EXCEEDING 25 KN	14,282	-
84111200	TURBO-JET THRUST EXCEED25KN	83,557	107,242
84112100	TURBO-PROPLER NOT EX 1100KW	-	2,666
84112200	TURBO-PROPELLERS OF POWER EXCEEDING 1100 KW	1,950,952	-
84118100	OTHER GAS TURBINES OF POWER NOT EXCEEDING 5,000KW	113,105	3,296,862
84118200	OTHER GAS TURBINES OF POWER EXCEEDING 5,000 KW	50,291,980	697,361
84119100	PARTS OF TURBO-JET /PROPELLERS	777	485
84119900	OTHER PARTS OF GAS TURBINES	7,961,473	17,896,722
84121000	REACTION ENGINES OTHER THAN TURBO-JETS	1,083	6
84122100	LINEAR ACTING (CYLINDERS),HYDRAULIC POWER ENGINES & MOTORS	89,695	74,597
84122900	OTHER HYDRAULIC POWER ENGINES & MOTOR	184,770	265,479
84123100	LINEAR ACTING(CYLINDERS),PNEUMATIC POWER ENGINES & MOTORS	55,536	58,641

PCT CHAPTER WISE BREAKUP OF IMPORTS

Rs. In Thousands

HSCODE	COMMODITY	Jul-Mar	Jul-Mar
		2016-17	2017-18
	MACHINERY/ COMPONENTS		
84123900	OTHER,PNEUMATIC ENGINES & MOTOR	58,487	99,506
84128090	OTHER ENGINES AND MOTOR.	52,570	13,907
84129010	PART MAC H-8412.3900,8412.8010	2,060	1,192
84129020	FOR MACHINES OF HEADING 8412.1000,8412.2100, 8412.2900 & 8412.3100	23,711	12,507
84129030	PARTS OF WIND WHEELS	47	-
84129040	PARTS OF WIND ENGINES	1,450	2,477
84129050	PARTS OF HOT AIR ENGINES	-	47
84129060	PARTS OF COMPRESSED ARI ENGINE	93	29
84129090	OTH PARTS OF ENG / MOTORS	236,580	131,131
84131100	PUMPS FOR DISPENSING FUEL/LUBRICANTS	406,466	950,497
84131910	PUMPS FOR DISPENSING CHEMICALS	201,059	187,221
84131990	OTHER PUMPS FOR DISPENSING CHEMICALS	145,167	622,097
84132000	HAND PUMPS NOT WITH MEASURING DEVICE	9,483	21,324
84133010	DIESEL FUEL INJECTION PUMPS FOR VEHICLES OF CH-87	1,280,640	1,738,382
84133020	OIL PUMP ASSEM VEH H-87019020	12,211	15,004
84133030	OIL PUMP ASSEM M-CARS-H-8703	197,661	45,846
84133040	WA-PUMP ICP ENG M-CAR H-8703,4	7,817	22,416
84133050	W-PUMP ICP ENG VEH H-87019020	574,206	409,289
84133090	OTHER PUMPS FUEL/LUBRICATION/COOLING	466,229	666,745
84134000	CONCRETE PUMP FUEL LUBRICATION	199,989	444,251
84135000	OTHER POSITIVE DISPLACEMENT PUMP	1,363,192	853,793
84136110	OTH ROTRY POS DISP GEARED PUMP	-	36,455
84136190	OTH ROTARY P.DISPLACEMENT PUMP	474,734	866,820
84137010	SUBMERSIBLE PUMPS	1,926,268	2,500,401
84137090	OTH CENTRIFUGAL PUMPS	5,330,360	3,172,707
84138100	OTH PUMPS	1,006,762	2,270,130
84138200	LIQUID ELEVATORS	16,120	13,688
84139110	STAINLESS STEEL IMPELLERS OF PUMPS	91,270	194,790
84139120	LASER WELDED CHAMBERS FOR PUMP	13,367	23,693
84139130	OTH PARTS GROUT,ETC PUMPS	31,566	901,913
84139140	OTH PART PUMP FILLSTAT/GARAGE	27,518	19,706
84139150	PLUNGER & PUMP PART OF VEH H87	235,408	334,904
84139190	PARTS OF OTHER PUMPS	1,210,745	2,421,196
84139200	PARTS OF LIQUID ELEVATORS PUMPS	9,708	17,865
84141000	VACUUM PUMPS	250,189	307,135
84142000	HAND OR FOOT OPERATED AIR PUMPS	95,672	83,648
84143010	COMPRESSOR USED WITH NON CFC/HCFC GASES	12,121,922	12,999,064

PCT CHAPTER WISE BREAKUP OF IMPORTS

Rs. In Thousands

HSCODE	COMMODITY	Jul-Mar	Jul-Mar
		2016-17	2017-18
	MACHINARY/ COMPONENTS		
84143020	COMPRESSOR OF VEH CH-87	-	1,319,559
84143090	OTHER COMPRESSORS USED IN REFRIGERATING EQUIPMENTS	214,905	86,145
84144000	AIR COMPRESSORS MOUNTED ON A WHEELED CHASSIS FOR TOWING	570,793	430,889
84145110	CEILING FAN	401,007	178,222
84145120	PEDESTAL FAN	189,296	52,907
84145130	TABLE FAN	37,307	22,758
84145140	EXHAUST FAN	40,402	74,499
84145190	OTHER FANS WITH SELF CONTAINED ELECTRIC MOTOR OF OUTPUT NOT EXCEEDING 125W	1,379,558	718,710
84145910	BLOWERS	93,712	121,105
84145990	OTHER FANS	640,780	994,456
84146000	HOODS HAVING A MAXIMUM HORIZONTAL SIDE NOT > 120CM	159,252	283,179
84148010	PISTON TYPE AIR COMPRESSORS	340,019	200,125
84148020	SCREW COMPRESSORS	1,022,785	1,005,738
84148030	CNG COMPRESSORS	1,175,454	142,367
84148040	AIR CURTAINS	16,800	28,018
84148050	TURBO CHARGERS	230,947	259,628
84148090	OTH TABLE,FLOOR,WALL,CEILI FAN	3,820,619	3,720,787
84149010	PART MACH H-84141000,8414.3010	36,869	62,975
84149020	PARTS COMPRESSOR REFRI EQUP	15,406	63,688
84149090	OTHER PARTS OF H-84.14	2,237,169	3,473,787
84151010	WINDO,WALL TYPE AC/SPLIT SYSTE	33,830	204,469
84151020	S-CON AC/SPLIT INER-OUTER UNIT	2,074,473	1,368,877
84151030	TROPICAL MPS MUL-SYS UNIT>5TON	326,009	500,408
84151090	OTH AC MACH MOTOR DRIVEN FAN	471,314	249,918
84152010	AC MACH FOR MOTOR-CARS H-8703	289	268
84152090	OTH AC FOR PERSONS USED IN VEH	26,761	27,318
84158100	AIR CONDITIONING MACHINES COMPRISING A MOTOR DRIVEN FAN	386,376	33,461
84158200	OTHER AIR CONDITIONING MACHINES,A REFRIGERATING UNIT FOR COOLING/HEATING	748,911	1,359,360
84158300	OTHER AIR CONDITIONING MACHINES,NOT REFRIGERATING UNIT	415,476	833,072
84159011	EVAPORATOR COATED/ENAM FOR VEH	1,489,932	1,492,826
84159012	EVAPORATORS.FOR VEH-CHAPTER-87	7,966	66,913
84159019	OTH EVAPORATORS	44,839	50,043
84159021	CONDENSORS FOR VEHICLES H87	135,327	184,304
84159029	OTH CONDENSORS	1,071,657	1,308,001
84159030	COVERS INNER BODY AC.MACHINES	1,214,197	1,572,080
84159091	OT AC PART H84152010,20,30,90	813,405	1,040,578
84159099	OTH PARTS FOR REFRI/AIRCOND	2,446,623	2,682,928

PCT CHAPTER WISE BREAKUP OF IMPORTS

Rs. In Thousands

HSCODE	COMMODITY	Jul-Mar	Jul-Mar
		2016-17	2017-18
	MACHINERY/ COMPONENTS		
84161000	FURNACE BURNERS LIQUID FUEL	18,678	18,642
84162000	OTHER FURNACE BURNER INCLUDING COMBINATION BURNERS	107,884	198,587
84163000	MECHANICAL STOKERS GRATES ETC	889,644	494,283
84169000	PART OF BURNERS OTHER ARTICLES OF 7412	170,252	145,327
84171010	KILNS (FURNACE OVEN)	2,148,325	2,267,630
84171090	OTHER FURNACES AND OVEN	569,465	2,478,893
84172000	BAKERY OVENS INCLUDING BISCUIT OVEN	274,078	295,450
84178000	OTHER FURNANCE AND OVENS	3,488,459	1,062,277
84179000	PARTS OF INDUSTRIAL OR LABORATORY FURNACE	340,380	349,338
84181000	COMBINED REFRIGERATOR-FREEZERS FITTED WITH SEPERATE EXTERNAL DOORS	313,862	428,087
84182100	REFRIGERATORS HOUSEHOLD TYPE	360,412	576,214
84182900	OTHER REFRIGERATOR HOUSHOLD TYPE	103,137	271,331
84183000	FREEZERS OF CHEST TYPE, NOT EXCEEDING 800 L CAPACITY	33,879	68,594
84184000	FREEZERS OF THE UPRIGHT TYPE	38,414	141,376
84185000	OTHER REFRIGERATOR/FREEZERS CHEST, CABINET, DISPLAY COUNTERS, SHOW CASES ETC	166,679	141,906
84186100	HEAT PUMPS O/T AIR CONDIT MACH	24,411	205,966
84186910	MILK CHILER ABOVE 3000 LTR CAP	2,866	11,033
84186920	REFRIGERATIN MACH WITH ENGIN	8,227	146,337
84186930	WATER DISPENSER	158,630	180,977
84186990	OTH REFRIGERATIN, FREEZING MACH	2,060,502	2,962,655
84189100	FURNITURE REFRIGERATING/FREEZING EQUIPMENT	11,628	11,935
84189910	EVAPORATORS,	1,607,047	1,608,916
84189920	CONDENSORS,	614,012	747,267
84189930	PARTS MILK CHILLER MACH > 3000LT	9,697	6
84189990	OTHER PARTS OF REFRIGERATORS/FREEZERS	1,163,810	1,020,455
84191100	INSTANTANEOUS GAS WATER HEATERS	366,958	570,141
84191900	OTHER INSTANTANEOUS STRONG WATER HEATER	78,035	98,904
84192000	MEDICAL SURGICAL LABORATORY STERILISERS	339,691	604,230
84193100	DRYERS AGRICULTURAL PRODUCTS	30,625	23,847
84193200	DRYERS FOR WOOD, PAPER PULP, PAPER OR PAPER BOARD	30,243	78,117
84193900	OTHER DRYERS	933,969	867,412
84194000	DISTILLING RECTIFYING PLANT	148,352	53,066
84195000	HEAT EXCHANGE UNITS	1,585,419	8,986,156
84196010	MIST ELIMINATOR	5,382	4,982
84196090	OTH MACH FOR LIQUIFYING AIR/GA	505,953	332,463
84198100	OTHER MACHINERY PLANT EQUIPMENT FOR HOT DRINKS/COOKING OR HEATING FOOD	362,931	502,836
84198910	COOLING TOWERS	1,183,953	651,384

PCT CHAPTER WISE BREAKUP OF IMPORTS

Rs. In Thousands

HSCODE	COMMODITY	Jul-Mar	Jul-Mar
		2016-17	2017-18
	MACHINERY/ COMPONENTS		
84198990	OTH MACHINES AND PLANTS	8,276,815	11,761,122
84199010	PART DRYERS,AGRI,AIR GAS MACH	25,975	43,322
84199020	PART DRYERS,DISTILLING PLANT	32,969	26,191
84199090	OTH PARTS MACH,PLANT,LAB EQUIP	9,320,356	900,903
84201000	CALENDERING OR OTHER ROLLING MACHINES	159,447	132,651
84209100	CYLINDERS (FOR CALENDERING MACHINE)	9,062	11,076
84209900	OTHER PARTS OF CALENDERING MACHINE	60,863	76,835
84211100	CREAM SEPARATORS	4,806	703
84211200	CLOTHES-DRYERS	11,714	136,721
84211900	OTHER CENTRIFUGES INCLUDING DRYER	2,419,055	1,632,206
84212100	FILTERING PURIFYING MACHINERY & APPARATUS FOR LIQUIDS	6,001,301	4,473,777
84212200	FILTERING MACHINERY FOR BEVERAGES	42,620	34,253
84212310	OIL FILTER M-VEH H-8703,4,8711	86,919	149,572
84212320	OTH FUEL FILTER VEH H-87019020	442	2,687
84212390	OTH OIL/PETROL FILTERS FOR ENG	350,156	422,243
84212900	OTHER FILTER MACHINERY APPARATUS NES	1,691,211	2,585,109
84213110	INTAKE AIR FILT VEH H-8703,11	16,088	37,133
84213190	OT FILTERING/PURIFYING MAH,GAS	689,639	672,054
84213910	FILTER DRIERS USED WITH NON CFC REFRIGERANT GASES	233,275	320,980
84213920	FILTER DRIERS CFC REFRIGERANT GASES	72,207	39,646
84213930	MIST ELEMATOR FILTERING MACHINERY	72,621	116,953
84213940	AIR FILTER FOR PURIFYING GASES	410,937	395,137
84213950	FILTER BAGS FOR GASES	141,729	218,008
84213990	OTHER FILTERING PURIFYING MACHINERY GASES	3,184,031	2,884,118
84219110	PART CREAM SEPARATOR MACH/OTH	210,757	256,561
84219190	OTHER PARTS OF CENTRIFUGES	421,016	890,465
84219910	PAR MA H-8412.3910,.,3920,.,3930	152,370	9,261
84219990	OTH PART PURIFYING MACH L /GAS	2,432,166	4,644,967
84221100	DISH WASHING MACHINE HOUSE TYPE	11,894	40,767
84221900	OTHER DISH WASHING MACHINE OF HOUSEHOLD TYPE	12,996	10,594
84222000	MACHINERY FOR CLEANING OR DRYING BOTTLES OR OTHER CONTAINERS	390,388	83,820
84223000	MACHINERY FOR FILLING/CLOSING/SEALING OR LABELLING BOTTLE	4,530,187	5,517,168
84224000	OTHER PACKING WRAPPING MACHINE	2,693,491	2,714,787
84229010	PARTS DISH WASHING MACHINE	47	1,244
84229090	OT PART FILLING/PACK/WARP MACH	1,749,159	1,724,269
84231000	PERSONAL WEIGHING MACHINES	122,181	87,756
84232000	SCALES FOR CONTINUOUS WEIGHING OF GOODS ON CONVEYORS	19,732	47,039

PCT CHAPTER WISE BREAKUP OF IMPORTS

Rs. In Thousands

HSCODE	COMMODITY	Jul-Mar	Jul-Mar
		2016-17	2017-18
	MACHINERY/ COMPONENTS		
84233000	CONSTANT WEIGHT SCALES/HOPPER	74,574	77,420
84238100	OTHER WEIGHT MACHINERY WITH CAPACITY NOT EXCEEDING 30KG	67,551	129,694
84238200	OTHER WEIGHT MACHINERY >30 BUT <5000 KG CAPACITY	465,943	670,662
84238900	OTHER WEIGHING MACHINERY	1,592,449	254,845
84239000	WEIGHT MACHINE OF ALL KINDS & PARTS	175,586	189,605
84241000	FIRE EXTINGUISHERS WHETHER OR NOT CHARGED	1,079,837	641,479
84242010	SPRAY GUNS& APPLI AGRICULTURE	189,719	423,976
84242020	SPRAY GUNS/APPL FOR INDUSTRY	121,870	275,506
84242090	OTH SPRAY GUNS & APPLIANCES	288,721	171,294
84243000	STEAM OR SAND BLASTING MACHINES AND SIMILAR JET PROJECTING MACHINES	43,456	141,215
84244100	AGRI PORTABLE SPRAYERS	-	850
84244900	OTH AGRI/HORTI SPRAYERS	-	6,994
84248200	OTH AGRI. & HORTI APPLIANCES	405,152	435,914
84248900	OTHER APPLIANCES PROJECTING/DISPERSING/SPRAYING LIQUIDS	900,690	1,672,053
84249010	PART MAC H-8424.2010,3000,8100	88,737	23,149
84249090	OTH PART SRAYING/BLASTING MACH	478,942	348,120
84251100	PULLEY TACKLE HOISTS POWERED BY ELECTRIC MOTOR	314,390	341,734
84251900	OTHER PULLEY TACKLE WINCHES & CAPSTANS	414,296	204,227
84253100	OTHER WINCHES,CAPSTANS POWERED BY ELECTRIC MOTOR	71,649	133,345
84253900	OTHER WINCHES CAPSTANS	105,936	171,881
84254100	BUILT IN JACKING SYSTEMS OF A TYPE USED IN GARAGES	34,956	34,278
84254200	OTHER JACKS AND HOISTS HYDRAULIC	494,453	473,594
84254900	OTHER MECHANICAL HANDING EQUIPMENT	16,826	16,843
84261110	OVER HEAD TRAVELLING CRANES ON FIXED SUPPORT NOT EXCEEDING 400 METRIC TONS	369,145	213,375
84261190	OTHER OVER HEAD TRAVELLING CRANES ON FIXED SUPPORT	180,471	511,599
84261210	MOBILE LIFTING FRAMES ON TYRES AND STRADDLE CARRIERS NOT EXCEEDING 20 T	10,721	29,493
84261290	OTHER MOBILE LIFTING ON TYRES	156,789	725,092
84261910	CRANES UPTO 400 METRIC TON	1,880,658	298,698
84261990	OTHER OVER HEAD TRAVELLING,TRNSPORTER,GANTRY CRANES	3,026,435	2,141,968
84262000	TOWER CRANES	744,421	677,719
84263000	PORTAL OR PEDESTAL JIB CRANES	163,100	696
84264100	OTHER MACHINERY SELF PROPELLED ON TYRES	295,032	577,910
84264900	OTHER MACHINERY SELF PROPELLED	1,927,297	1,912,119
84269100	OTHER MACHINERY DESIGNED FOR MOUNTING ON ROAD VEHICLES	25,903	30,262
84269900	OTHER MACHINERY NOT SELF PROPELLED	393	4,579
84271000	SELF PROPELLED TRUCK POWERED BY AN ELECTRIC MOTOR	393,200	444,829
84272010	FORK LIFT TRUCKS OF CAPACITY NOT EXCEEDING 3 TON	493,082	422,024

PCT CHAPTER WISE BREAKUP OF IMPORTS

Rs. In Thousands

HSCODE	COMMODITY	Jul-Mar	Jul-Mar
		2016-17	2017-18
	MACHINERY/ COMPONENTS		
84272090	OTHER SELF PROPELLED TRUCK	838,082	1,181,219
84279000	OTHER WORK TRUCK FITTED WITH LIFTING/HANDLING EQUIPMENT	154,146	332,785
84281010	PANSENGER LIFT	1,302,335	2,352,427
84281020	OTHER LIFTS AND SKIP HOISTS	92,086	37,142
84282000	PNEUMATIC ELEVATORS & CONVEYORS	160,257	284,793
84283100	ELEVATOR/CONVEYOR SPECIALLY DESIGNED FOR UNDER GROND USE	20,172	-
84283200	OTHER ELEVATOR/CONVEYOR BUCKET TYPE	92,575	355,048
84283300	OTHER ELEVATOR/CONVEYOR BELT TYPE	6,886,145	1,223,337
84283910	ELEVAT/CONVEYORS-CEMENT PLANT	4,177,995	3,253,664
84283990	OTH CONVEYORS FOR GOODS/MATERI	1,686,245	928,975
84284000	ESCALATORS & MOVING WALKWAYS	658,887	2,376,688
84286000	TELEFERICS CHAIR-LIFT,SKI DRAGLINES, TRACTION MECHANISMS FOR FURNICULARS	13,528	71,315
84289020	HYDRAULIC LIFT ASS OTH VEHICLE	14,085	317
84289090	OTH HYDRAULIC LIFT ASSEMBLY	4,283,150	2,079,423
84291100	TRACK LAYING BULLDOZER/ANGLEDZERS	998,457	520,155
84291900	OTHER; BULLDOZERS/ANGLEDZERS/TRACK LAYING	1,163,316	701,383
84292000	GRADERS AND LEVELLERS	2,558,754	758,537
84293000	SCRAPERS	134	248
84294000	TAMPING MACHINE & ROAD ROLLERS	4,252,302	2,464,166
84295100	FRONT-END SHOVEL LOADERS	4,208,436	2,541,940
84295200	MACHINERY WITH A 360 REVOLVING SUPER STRUCTURE	738,154	243,986
84295900	OTHER MECHANICAL SHOVALS,EXCAVATORS AND SHOVAL LOADERS	15,053,012	10,459,222
84301000	PILE-DRIVERS /PILE-EXTRACTORS	96,199	57,058
84302000	SNOW-PLOUGHS AND BLOWERS	76,983	5,130
84303100	SELF-PROP COAL ROCK CUTTER	213,717	100,791
84303900	OTHER SELF PROPELLED COAL/ ROCK CUTTER	33,349	13,583
84304100	OTHER BORING OR SINKING MACHINERY SELF-PROPELLED	624,417	450,525
84304900	OTHER BORING/SINKING MACHINERY NOT SELF PROPELLED	3,209,341	3,395,895
84305000	OTHER MACHINERY SELF PROPELLED	34,525	98,906
84306100	TAMPING OR COMPACTING MACHINERY NOT SELF PROPELLED	83,697	62,116
84306900	OTHER MACHINERY NOTSELF-PROPELLED	138,799	112,445
84311000	PARTS MACHINERY HEADING 84.25	37,202	224,867
84312000	PARTS MACHINERY HEADING 84.27	109,894	88,136
84313100	PARTS OF LIFTS,SKIP HOISTS & ESCALATORS	526,610	337,012
84313900	OTHER PARTS LIFTING/HANDLING/LOADING MACHINERY	533,723	1,459,330
84314100	BUCKETS SHOVELS GRABS & GRIPS	69,316	129,704
84314200	BULLDOZER OR ANGLEDZER BLADES	6,553	4,158

PCT CHAPTER WISE BREAKUP OF IMPORTS

Rs. In Thousands

HSCODE	COMMODITY	Jul-Mar	Jul-Mar
		2016-17	2017-18
	MACHINERY/ COMPONENTS		
84314300	PARTS FOR BORING/SINKING MACHINERY OF SUBHEADING 8430.41 OR 8430.49	2,544,219	2,120,364
84314900	PART MACHINERY HEADING 84.26,84.29-30	2,447,562	3,314,074
84321010	CHISEL PLOUGHS	-	64
84321090	OTHER PLOUGHS	394	1,852
84322100	DISC HARROWS	26,027	24,997
84322910	CULTIVATORS	4,852	8,542
84322990	OTHER CULTIVATORS	2,461	1,286
84323100	NO-TILL SEEDER,PLANTER,TRANS	1,964	3,314
84323900	OTH PLANTERS & TRANSPLANTERS	9,606	17,212
84324100	MANURE SPREADERS	857	1,564
84324200	FERTILISER DISTRIBUTORS	-	107
84328010	ROTAVATORS	102	2,135
84328090	OTHER ROTAVATORS	221,477	221,279
84329000	PARTS AGRICULTURAL,HORTICULTURAL MACHINERY	163,326	202,768
84331100	LAWN MOVERS FOR PARKS/SPORTS GROUND	5,125	8,152
84331900	OTHER MOVER FOR LAWN PARKS SPORTS GROUNDS	22,010	20,506
84332000	OTHER MOWERS INCLUDING CUTTER BARS FOR TRACTOR MOUNTING	5,559	25,628
84333000	OTHER HAY MAKING MACHINERY	3,356	7,863
84334000	STRAW OR FODDER BALER INCLUDING PICK-UP BALER	119,567	89,766
84335100	COMBINE HARVESTER-THRESHERS	1,072,887	1,092,940
84335200	OTHER THRESHING MACHINERY	16,417	91,311
84335300	ROOT/TUBE HARVESTING MACHINES	15,565	-
84335900	OTHER HARVESTING MACHINES	405,612	558,899
84336000	MACHINES FOR CLEANING, SORTING OR GRADING EGGS, FRUIT, OTHER AGRICULTURAL PRODUCE	85,063	24,049
84339000	PARTS; MACHINES FOR CLEANING/SORTING OR GRADING EGGS ETC	72,639	99,795
84341000	MILKING MACHINES	58,630	63,945
84342000	DAIRY MACHINERY	135,692	275,385
84349000	PARTS OF MILKING/DAIRY MACHINERY	86,405	84,460
84351010	MACH FOR BEVERAGE MANUFACT	8,684	56
84351090	OTH MACH FOR BEVERAGE MANF	15,084	7,124
84359000	PART OF JUICE EXTRACTING MACHINERY	10,565	1,931
84361000	MACHINERY FOR PREPARING ANIMAL FEEDING STUFFS	639,443	343,899
84362100	POULTRY INCUBATORS & BROODERS	116,935	180,730
84362900	OTHER POULTRY KEEPING MACHINERY	669,660	1,713,328
84368000	OTHER MACHINERY	76,620	8,754
84369100	PARTS POULTRY KEEPING MACHINERY OR POULTRY INCUBATORS AND BROODERS	98,912	38,695
84369900	OTHER PART OF AGRICULTURAL/HORTICULTURAL MACHINERY	139,615	171,630

PCT CHAPTER WISE BREAKUP OF IMPORTS

Rs. In Thousands

HSCODE	COMMODITY	Jul-Mar	Jul-Mar
		2016-17	2017-18
	MACHINARY/ COMPONENTS		
84371000	MACHINES FOR CLEANING, SORTING OR GRADING SEED, GRAIN, DRIED LEGUMINOUS VEGETABLES	844,352	547,186
84378000	OTHER MACHINERY	613,805	786,407
84379000	PARTS OF MACHINE USE IN MILLING INDUSTRY	325,345	389,865
84381000	BAKERY MACHINERY & MANUFACTURING MACARONI, SPAGHETTI	1,801,618	3,555,561
84382000	MACHINERY FOR MANUFACTURE OF CONFECTIONERY, COCOA OR CHOCOLATE	570,153	760,213
84383010	CRUSHERS FOR SUGARCANE	7,588	62
84383090	OTH MACH FOR SUGAR MANF	79,558	23,443
84384000	BREWERY MACHINERY	-	275
84385000	MACHINERY FOR PREPARATION OF MEAT/POULTRY	183,543	306,724
84386000	MACHINES FOR PREPARATION OF FRUITS/NUTS/ VEGETABLES.	40,011	113,820
84388010	OTH MACH FOR CEREAL FOOD MANF	3,014	2,929
84388020	OTH MACH FOR FISH PREPARATION	1,741	23,266
84388090	OTH MACHINERY OF OTH	452,389	1,307,355
84389010	PARTS OF MACHINES OF HEADING 8438.3000 & 8438.4000	585	4,843
84389090	OTH PART FOOD/DRINK MAKE MACH	350,119	540,395
84391000	MACHINERY FOR MAKING PULP OF FIBROUS CELLULOSIC MATERIAL	32,532	85,436
84392000	MACHINERY FOR MAKING PAPER OR PAPER BOARD	175,563	202,309
84393000	MACHINERY FOR FINISHING PAPER OR PAPER BOARD	138,469	107,822
84399100	PARTS OF MACHINERY FOR MAKING PULP OF FIBROUS CELLULOUS MATERIAL	16,701	47,952
84399900	OTHER PARTS OF MACHINERY PAPER OR PAPER BOARD	331,001	367,119
84401000	BOOK BINDING MACHINERY INCLUDING BOOK SEWING MACHINES	27,371	138,703
84409000	PARTS OF BOOK BINDING MACHINERY	1,446	77
84411000	CUTTING MACHINES	884,384	547,203
84412000	MACHINES MAKING BAGS, SACKS/ENVELOPES	326,844	1,630,478
84413000	MACHINES MAKING CARTONS, BOXES, TUBES ETC	179,248	175,836
84414000	MACHINES MOULDING ARTICLE PAPER PULP, PAPER OR PAPER BOARD	99,210	166,232
84418000	OTHER MACHINES FOR MAKING PAPER & PAPER BOARD	184,903	195,817
84419010	PART MAC H-8441.1000, 8441.4000	23,747	22,305
84419090	OTH PART PULP/PAPER MAKING MACH	137,116	163,953
84423000	OTHER MACHINERY APPARATUS & EQUIPMENT	101,853	175,575
84424000	PARTS BOOK BINDING MACHINERY	18,504	12,941
84425000	PRINT TYPE BLOCK PLATE L/GRAPH	99,949	102,717
84431100	OFF SET PRINTING MACHINERY REEL-FED	93,723	145,708
84431200	SHEET FED, OFFICE TYPE	43,202	57,910
84431300	OTH OFFSET PRINTING MACHINERY	1,179,165	1,309,081
84431400	LETTERPRESS PRI-MACH REEL FED	15,938	23,670
84431500	LT-PRESS P-MACH O/T R-FED, FLEX	13,462	1,719

PCT CHAPTER WISE BREAKUP OF IMPORTS

Rs. In Thousands

HSCODE	COMMODITY	Jul-Mar	Jul-Mar
		2016-17	2017-18
	MACHINARY/ COMPONENTS		
84431600	FLEXOGRAPHIC PRINTING MACHIN	532,437	882,090
84431700	GRAVURE PRINTING MACHINERY	437,429	620,076
84431910	HOT STAMPING MACHINES	11,333	21,618
84431920	LABEL PRINTING /EMPOSSING MACH	108,568	46,980
84431930	OTH FLAT BED PRINTING PRESSES	7,593	5,975
84431940	OTH PROOF PRESSES	-	3,885
84431951	PRINT/DES MACH ON COTTON TEX.	1,742,079	2,070,305
84431959	OTH PRINT/DESIGN MACH	33,621	14,000
84431990	OTH MACH PRINT REPETITIVE WORD	500,440	674,641
84433100	FAXPRINTERS &COPIERS COMBINED	365,442	428,340
84433210	DOT MATRIX PRINTER FOR DP MACH	92,338	206,675
84433220	INK JET PRINTER FOR DP MACHINE	302,156	278,125
84433230	LASER JET PRINTERS	742,183	792,806
84433240	LINE PRINTER	9,613	26,712
84433250	LETTER QUALITY DAISY W.PRINTER	32	1,562
84433260	FACSIMILE MACHINE	7,598	9,926
84433290	O-MACH CAPABLE TO CONNECT DPM	167,972	218,588
84433910	PHOTOCOPYING APPA FOR DP MACH	440,044	693,074
84433990	OTH PHOTOCOPYING APPARATUS	427,644	245,641
84439100	PART P-MACH PRINT BY PLATE/CYL	244,961	218,148
84439910	AUTOMATIC DOC FEEDER OF COPIER	2,185	6,157
84439920	OT PAPER FEEDER OF PHOTOCOPIER	543	887
84439930	OTH SORTERS OF PHOTOCOPIER	-	7,980
84439940	OTH PARTS OF PHOTOCOPIER	72,190	99,515
84439950	TONER,INK CART OF COMP PRINTER	292,672	312,544
84439990	OTH PARTS OF HEAD 84.42	420,417	610,473
84440000	MACHINES FOR EXTRUDING, CUTTING MAN MADE TEXTILE MATERIAL	77,765	308,807
84451100	CARDING MACHINES	2,273,457	1,252,745
84451200	COMBING MACHINES	300,465	934,432
84451300	DRAWING /ROVING MACHINES	1,437,403	1,454,132
84451910	OTH BLOW ROOM MACHINERY	952,602	710,067
84451990	OTH MACH PREPARING TEXT FIBRES	90,290	110,172
84452000	TEXTILE SPINNING MACHINES	6,132,335	6,932,102
84453000	TEXTILE DOUBLING OR TWISTING MACHINES	276,855	426,985
84454010	WEFT WINDING MACHINE	84,754	463,199
84454020	CONE/BOBBIN WINDING MACHINES	1,063,371	1,061,729
84454030	REELING MACHINES	6,882	4,919

PCT CHAPTER WISE BREAKUP OF IMPORTS

Rs. In Thousands

HSCODE	COMMODITY	Jul-Mar	Jul-Mar
		2016-17	2017-18
	MACHINARY/ COMPONENTS		
84454090	OTHER TEXTILE WINDING MACHINE	1,335,831	1,247,822
84459000	OTHER MACHINERY,TEXTILE FIBRE	2,365,490	2,466,936
84461000	WEAVING MACHINES FABRICS WIDTH NOT > 30 CM	24,539	9,048
84462100	POWER LOOM FOR WEAVING FABRICS OF WIDTH EXCEEDING 30CM, SHUTTLE TYPE	-	20,070
84462900	OTHER MACHINES(LOOMS)	1,175,199	791,462
84463000	WEAVING MACHINES FABRIC OF WIDTH >30CM SHUTTLELESS TYPE	8,059,773	5,272,137
84471100	CYLINDER DIAMETER NOT EXCEEDING 165 MM	371,461	912,711
84471200	CYLINDER DIAMETER EXCEEDING 165 MM	369,164	724,527
84472000	FLAT KNITTING MACHINES,STITCH-BONDING MACHINES	193,561	234,318
84479010	MULTI HEAD EMBROIDERY MACHINES	2,869,327	4,912,307
84479090	OTH CIRCULAR KNITTING MACHING	405,819	214,879
84481100	DOBBIES JACQUARD,COPYING,PUNCHING OR ASSEMBLING MACHINES ETC	234,151	165,548
84481900	OTHER AUXILARY MACHINES HD 84.44-47	1,347,250	1,300,206
84482000	PARTS&ACCESORIES MACHINES OF HEADING 84.44 OR OF THEIR AUXILIARY MACHINERY	101,797	96,671
84483110	TOPS & FLATS CARD CLOTHING	436,226	502,277
84483190	OTHER CARD CLOTHING	409,692	449,368
84483200	PART ACCESORY MACHINES TEXTILE FIBRE	41,244	60,623
84483310	SPINDLE FLYER RING TRAVLLERS	423,213	480,944
84483320	SPINDLES TEXTILE MACHINES	237,806	253,951
84483330	SPINNING RINGS	220,825	236,322
84483900	OTHER PARTS&ACCESSORIES 84.45	1,368,589	1,488,447
84484210	REEDS FOR LOOMS	88,718	102,353
84484290	OTHER HEALDS & HEALDS FRAME	123,439	116,859
84484910	SHUTTLES	4,841	28,115
84484990	OTH PART ACCESSORIES WEAV MACH	482,485	536,375
84485100	SINKERS NEEDLES & OTHER ARTICLES	328,157	398,242
84485900	OTHER PART ACCESSORY MACHINES HEAD 84.47	306,141	342,018
84490000	MACHINERY FOR MANUFACTURING OR FINISHING OF FELT OR NON WOVENS	115,830	66,519
84501100	FULLY-AUTOMATIC MACHINES	608,333	969,148
84501200	OTHER MACHINES WITH BUILT IN CENTRIFUGAL DRIER	114,112	152,590
84501900	OTHER MACHINES DRY LINEN CAPACITY NOT EXCEEDING 10KG	44,829	141,678
84502000	MACHINEE EACH OF DRY LINEN CAPACITY EXCEEDING 10KG	20,359	75,922
84509000	PARTS FOR HOUSE HOLD OR LAUNDRY TYPE WASHING MACHINE	131,374	225,950
84511000	DRY-CLEANING MACHINES	217,786	52,812
84512100	DRY LINEN CAPACITY NO EXCEEDING 10KG	1,932	-
84512900	OTHER DRYING MACHINES	350,850	906,808
84513000	IRONING MACHINES & PRESSES(INCLUDING FUSING PRESSES)	98,601	151,747

PCT CHAPTER WISE BREAKUP OF IMPORTS

Rs. In Thousands

HSCODE	COMMODITY	Jul-Mar	Jul-Mar
		2016-17	2017-18
	MACHINARY/ COMPONENTS		
84514010	WASHING MACHINE (INDUSTRIAL)	539,368	778,348
84514020	BLEACHING MACHINE	68,849	156,806
84514030	DYEING MACHINE	708,977	1,307,416
84515000	MACHINES FOR REELING UNREELING FOLDING ETC	261,441	352,789
84518010	COATING OR LAMINATING MACHINES	213,887	209,812
84518020	FLOCKING MACHINES	8,651	143,136
84518030	DRESSING AND FINISHING MACHINE	158,833	335,086
84518040	MERCERIZING MACHINE	350,892	296,231
84518050	SANFORIZING MACHINES	73,607	232,099
84518060	STENTERING MACHINES	415,050	631,570
84518070	SHRINKING MACHINES	96,687	163,976
84518090	OTHER MACHINES FOR WRINGLING/PASTING	2,269,148	2,726,988
84519000	PARTS FOR DRY CLEAN/DYEING MACHINES	326,189	407,660
84521010	SEWING MACHINES HOUSE-HOLD MACHINES CKD/SKD CONDITION	6,102	971
84521090	OTHER SEWING MACHINES HOUSEHOLD TYPE	124,625	167,576
84522100	AUTOMATIC UNITS SEWING MACHINE	249,650	191,867
84522900	OTHER SWING MACHINES INDUSTRIAL	2,130,204	2,287,187
84523000	SEWING MACHINE NEEDLES	109,801	117,108
84529020	FURNITURE,BASES COVER SEWI MAC	22,213	24,791
84529030	PARTS OF MACH-HEAD 8452.1090	33,881	55,828
84529090	OTH PARTS OTH SEWING MACHINE	192,982	213,820
84531000	MACHINES FOR PREPARING,TANNING OR WORKING HIDE,SKIN OR LEATHER	199,028	410,560
84532000	MACHINERY FOR MAKING/REPAIRING FOOTWEAR	236,336	346,296
84538000	OTHER MACHINES FOR REPAIRING HIDES-SKINS/LEATHER	14,485	30,458
84539000	PARTS OF MACHINE,TANNING,FOOTWEAR	82,955	101,462
84541000	CONVERTERS	3,342	11,345
84542000	INGOT MOULDS & LADLES	5,984	20,469
84543000	CASTING MACHINES	471,920	705,916
84549000	PARTS OF CONVERTERS LADLES ETC	119,913	196,643
84551000	TUBE MILLS	31,557	129,924
84552100	HOT OR COMBINATION HOT&COLD ROLLING MILLS	1,940,527	919,944
84552200	COLD, ROLLING MILLS	43,812	1,925,542
84553010	CAST IRON ROLLS OF DIAMETER NOT>91.44CM	2,666	42,512
84553090	OTHER ROLLS FOR ROLLING MILLS	293,066	375,216
84559000	OTHER PARTS METAL ROLLING MILLS	234,520	209,460
84561110	MACH OPERATED BY LASER	161,612	15,853
84561190	OTH MACH OPERATED BY LASER	124,568	76,367

PCT CHAPTER WISE BREAKUP OF IMPORTS

Rs. In Thousands

HSCODE	COMMODITY	Jul-Mar 2016-17	Jul-Mar 2017-18
	MACHINARY/ COMPONENTS		
84561210	MACH OPERATED BY PHOTON BEAM	-	3,337
84561290	OTH MACH OPER BY PHOTON BEAM	-	38,381
84562020	APP STRIPPING SEMICONDUCT WAFER	117	-
84562090	O-MACH OPERAE ULTRASONIC PROCE	3,094	23,408
84563000	MACHINE TOOLS WORKING BY ELECTRO DISCHARGE PROCESSES	67,316	34,880
84569000	O-MAC TOOL REMOV MATE BY LASER	40,624	89,524
84571000	MACHINING CENTRE FOR WORKING METAL	308,572	280,452
84572000	UNIT CONSTRUCTION MACHINES METAL	105	38,269
84573000	MULTI STATION TRANSFER MACHINES WORKING METAL	36,697	23,999
84581100	HORIZONTAL LATHES NUMERICALLY CONTROLLED	269,973	211,324
84581900	OTHER, HORIZONTAL LATHES	203,139	301,348
84589100	OTHER LATHES NUMERICALLY CONTROLLED	198,965	147,652
84589900	OTHER LATHES REMOVING METALS	121,513	485,702
84591000	WAY TYPE UNIT HEAD MACHINES	18,436	22,650
84592100	OTHER DRILLING MACHINES NUMERICALLY CONTROLLED	4,098	6,951
84592910	DRILLING MACHINES CAPACITY UPTO 62MM IN CAST IRON& 50MM IN STEEL	10,642	21,012
84592990	OTHER DRILLING MACHINES	152,567	202,320
84593100	OTHER BORING/DRILLING MACHINES NUMERICALLY CONTROLLED	64,798	7,445
84593910	VERTICAL BORING,MILLING MACHINES CAPACITY 25MM	14,423	4,423
84593990	OTHER BOARING-MILLING MACHINES	36,914	116,403
84594100	OTH BROING MACH NUMERCAL CONT	32,183	16,434
84594900	OTHER BORING MACHINES	147,285	143,497
84595100	MILLING MACHINES KNEE TYPE NUMERICALLY CONTROLLED	7,495	12,297
84595910	HORIZONTAL,VERTICAL OR UNIVERSAL VERSIONS MILLING MACHINES	9,409	14,719
84595990	OTHER MILLING MACHINES KNEES TYPE	59,831	44,223
84596100	OTHER MILLING MACHINES NUMERICALLY CONTROLLED	78,450	9,295
84596910	VERTICAL TURRET MILLING MACHINES	8,101	4,538
84596920	UNIVERSAL ENGRAVING MACHINE WITH CLAMPING AREA 500X200MM	217	1,394
84596990	OTHER MILLING MACHINES	112,127	135,174
84597010	OTHER THREADING/TAPPING MACHINES NUMERICALLY CONTROLLED	7,662	4,179
84597090	OTHER THREADING/TAPPING MACHINES	17,826	20,857
84601200	F.SURFACE GRIND MACH NUM CONTR	6,298	-
84601900	FLAT SURFACE GRINDING MACHINES NOT NUMERICALLY CONTROLLED	55,799	49,294
84602200	CENTRELESS GRIN MAC NUM CNT	-	3,806
84602400	OTH GRIND MACH NUMERICAL CONTR	41,579	-
84602900	GRINDING MACHINES ACCURACY AT LEAST 0.01MM	21,104	33,510
84603100	SHARPENING MACHINES NUMERICALLY CONTROLLED	-	56

PCT CHAPTER WISE BREAKUP OF IMPORTS

Rs. In Thousands

HSCODE	COMMODITY	Jul-Mar	Jul-Mar
		2016-17	2017-18
	MACHINARY/ COMPONENTS		
84603900	OTHER SHARPENING MACHINES NUMERICALLY CONTROLLED	7,008	21,668
84604000	HONING OR LAPPING MACHINES	18,110	43,830
84609010	BENCH TYPE GRINDING MACHINE	32,928	4,264
84609090	MACHINE TOOLS FOR DEBURRING/POLISHING	72,933	323,227
84612010	SHAPING MACHINES STROKE UPTO 45 CM	312	229
84612090	OTHER SHAPING/SLOTTING MCHINES	84,627	27,256
84613000	BROACHING MACHINES	20,054	1,744
84614000	GEAR CUTTING,GRINDING/GEAR FINISHING MACHINES	48,744	92,992
84615010	HIGH SPEED HACKSAW MACHINES DIAMETER 17.5CM, BLADES OF LENGTH NOT>45CM	44,757	37,163
84615090	SAWING OR CUTTING OFF MACHINES	174,527	240,840
84619000	MACHINES TOOLS FOR METAL WORKING	56,570	70,637
84621010	FORGING NON-ALIE STAMPING MACHINE & HAMMERS	50,947	6,751
84621090	OTHER FORGING/DIE STAMPING MACHINES & HAMMERING	55,200	83,707
84622100	BEND,FOLD,ETC MACHINES NUMERICALLY CONTROLLED	58,476	52,988
84622900	NON NUMERICALLY CONTROLLED BENDING,FOLDING MACHINES	235,262	277,726
84623100	SHEARING MACHINES NUMERICALLY CONTROLLED	12,511	6,108
84623900	OTHER SHEARING MACHINES NOT NUMERICALLY CONTROLLED	105,809	101,051
84624100	PUNCHING/NOTCHING MACHINES NUMERICALLY CONTROLLED	18,140	11,317
84624900	OTHER PUNCHING/NOTCHING MACHINES INCLUDING SHEARING	145,811	338,605
84629110	HYDRAULIC PRESSES OF PRESSURE < 60.963 MT	43,810	5,917
84629190	OTHER, HYDRAULIC PRESSES	1,003,962	308,483
84629900	OTHER PRESSES FOR WORKING METAL	456,879	484,232
84631000	DRAW-BENCH FOR BARS,TUBES WIRE	59,272	97,606
84632000	THREADING ROLLING MACHINES	40,061	31,340
84633000	MACHINES FOR WORKING WIRE	59,480	164,557
84639000	OTHER MACHINE TOOL WORKING METALS	94,032	243,209
84641000	SAWING MACHINES	26,029	81,808
84642010	GRINDING MACHINES	21,570	30,240
84642090	POLISHING MACHINES	33,229	137,818
84649000	OTHER MACHINE TOOLS WORKING STONE/CERAMICS/CONCRETE	94,610	698,158
84651000	MACHINE FOR MECHANIC OPERATION	7,262	1,785
84659110	HACKSAW MACHINE BLADES < 45.7CM	98	2,538
84659190	OTHER, SAWING MACHINES	20,132	22,137
84659200	PLAN MILL MOULD MACHINE	27,501	9,572
84659300	GRINDING SANDING POLISHING MACHINES	43,594	43,836
84659400	BENDING OR ASSEMBLING MACHINES	94,082	11,536
84659500	DRILLING OR MORTICING MACHINES	4,368	26,134

PCT CHAPTER WISE BREAKUP OF IMPORTS

Rs. In Thousands

HSCODE	COMMODITY	Jul-Mar	Jul-Mar
		2016-17	2017-18
	MACHINARY/ COMPONENTS		
84659600	SPLIT SLICING PARING MACHINE	34,858	4,512
84659900	OTHER MACHINE TOOLS FOR WOOD ,CORK, ETC	188,196	168,452
84661000	TOOL HOLDERS SELF OPENING DIE HEADS	52,973	45,894
84662000	WORK HOLDERS	14,136	52,395
84663000	DIVIDING HEAD OTHER SPECIAL ATTACHMENT FOR MACHINE TOOLS	13,929	3,666
84669100	PART/ACCESSORIES MACHINE TOOLS W/STON ETC	15,493	10,876
84669200	PART/ACCESSORIES MACHINE TOOL W/WOOD ETC	43,009	53,296
84669310	PART MAC H-8458,8459,8460,8461	14,750	31,448
84669390	OTH PART MACHINE H-8456TO 8461	182,748	212,920
84669410	PAR H-8462.1090,.9110,84659110	3,314	8,488
84669490	OTH PARTS MACH H- 8456 TO 8465	172,877	197,910
84671100	TOOL WORKING ROTARY TYP PNEUMATIC	10,462	30,138
84671900	TOOL WORKING OTHER TYPE PNEUMATIC	52,936	71,616
84672100	DRILLS OF ALL KINDS	184,242	258,205
84672200	SAWS SELF CONTAINED ELECTRIC-MOTOR	23,929	29,823
84672900	OTHER TOOL WITH ELECTRIC MOTOR	548,885	564,328
84678100	OTHER TOOL WORKING FOR CHAIN SAW	46,221	59,166
84678900	OTHER TOOL WORKING IN HAND	115,268	114,366
84679100	PARTS OF CHAIN SAWS	15,610	26,331
84679200	PARTS OF PNEUMATIC TOOLS	22,839	33,109
84679900	OTHER PART TOOL WORKING IN THE HAND	115,668	180,703
84681000	HAND HELD BLOW PIPES	1,764	351
84682000	OTHER GAS-OPERATED MACHINERY APPARATUS	10,784	26,374
84688000	OTHER MACHINERY AND APPARATUS	46,575	58,174
84689000	OTHER PART GAS OPERATED MACHINERY APPARATUS	37,312	60,002
84701000	ELECTRONIC CALCULATOR WITH OUT POWER	155,833	228,175
84702100	OTHER ELECTRONIC CALCULATOR MACHINE PRINTING-DEVICE	-	682
84702900	OTHER ELECTRONIC CALCULATING MACHININE	762	547
84703000	OTHER CALCULATING MACHINES	447	414
84705000	CASH REGISTERS	120,135	161,551
84709000	OTHER POSTAGE,TICKET ISSUE MACHINES	116,999	28,596
84713010	LAPTOP COMPUTERS,NOTEBOOKS	11,480,080	7,624,001
84713020	PERSONAL COMPUTERS(PCs)	7,486,481	10,426,661
84713090	OTHER PORTABLE COMPUTER <10 KG	1,205,731	1,149,825
84714110	DIGITAL AUTOMATIC DATA PROCESSING MACHINES	3,975	852
84714120	LARGE OR MAIN FRAME COMPUTERS	35,995	36,808
84714190	DATA PROCESSING MACHINES OTHER THAN MAIN FRAMES	664,422	284,902

PCT CHAPTER WISE BREAKUP OF IMPORTS

Rs. In Thousands

HSCODE	COMMODITY	Jul-Mar	Jul-Mar
		2016-17	2017-18
	MACHINARY/ COMPONENTS		
84714900	OTH DP MACH IN FORM OF SYSTEM	1,839,701	2,091,373
84715000	DIGITAL PROCESSING UNIT OTHER THAN THOSE OF SUBHEADING 8471.41-42	4,143,113	3,512,366
84716010	KEY BOARDS	74,845	110,205
84716020	MOUSE & OTHER PRINTING DEVICES	93,397	154,016
84716030	DOT MATRIX. PRINTER	818,713	468,664
84716090	OTHER, INPUT OUTPUT UNITS	191,455	537,940
84717010	FLOPPY DRIVE	1,187	199
84717020	HARD DISK DRIVE	582,370	616,308
84717030	TAPE DRIVE	32,702	41,191
84717040	OPTICAL DISK DRIVE, INCLUDING CD-ROM&DVD Drive	3,550	4,331
84717050	OPTICAL&TAPE AUTO LOADER&LIBRARIES/JUKE-BOX	5,790	19,436
84717060	REMOVEABLE DISC DRIVES	1,194	329
84717090	OTHER STORAGE UNIT	399,463	962,518
84718010	NETWORKING EQUIPMENTS	6,370	5,440
84718090	OTHER UNITS AUTO DATA PROCESSING MACHINES	84,518	119,899
84719010	CONTROL UNITS	112,649	12,177
84719020	MUTLIMEDIA KITS FOR PCS,SPEAKER	223	179
84719090	OTHER DATA PROCESSING EQUIPMENTS	399,980	460,470
84721000	DUPLICATING MACHINES	5,656	1,548
84723000	SORTING/FOLDING/AFFIXING MACHINES	11,900	13,592
84729010	AUTOMATED TELLER MACHINES(ATM)	2,115,071	1,766,481
84729090	OTHER OFFICE MACHINES	924,541	1,145,654
84732100	PARTS/ACCESSORIES CALCULATING MACHINES OF SUBHEADING 8470.10,8470.21 OR 8470.29	-	77
84732900	OTH PARTS/ACCESSORIES ELECTRONIC CALCULATING MACHINES	15,548	9,230
84733010	CASING COMPUTER WITH POWER SUPPLY	13,975	17,902
84733020	TONER, INK CARTRIDGE FOR COMPUTER	17,014	11,441
84733090	OTHER PARTS/ACCESSORIES MACHINES HEADING 84.71	810,965	1,360,977
84734000	PARTS/ACCESSORIES MACHINE HEAD 84.72	161,598	223,085
84735000	PARTS/ACCESSORIES MACHINE HEADING 84.69-84.72	16,377	25,307
84741010	SORT/SCREEN/SEPARATING/WASHING MACHINES FOR CEMENT INDUSTRY	82,317	113,119
84741020	CRUSHING/SCREENING PLANT	62,117	69,510
84741090	OTHER SORT/SCREEN/SEPERATING/WASHING MACHINES	571,421	964,703
84742010	CRUSH/GRIND MACHINES,CEMENT INDUSTRY	5,037,348	1,421,727
84742090	OTHER CRUSHING/GRINDING MACHINES	6,417,904	2,052,677
84743110	CONCRETE/MORTAR MIXER CEMENT INDUSTRY	8,919	57,088
84743120	CONCRETE BATCHING PLANT	758,751	860,127
84743130	CONCRET TRANSIT MIXER DRUM	42,025	52,849

PCT CHAPTER WISE BREAKUP OF IMPORTS

Rs. In Thousands

HSCODE	COMMODITY	Jul-Mar	Jul-Mar
		2016-17	2017-18
	MACHINARY/ COMPONENTS		
84743190	OTHER MACHINES MIX/KNEAD MINERALS WITH BITUMEN	859,084	881,007
84743210	MACHINE FOR MIX MINE & BITUMEN NOT >150 T/H	57,737	52,677
84743290	OTHER MACHINES FOR MIXING MINERAL WITH BITUMEN	661,853	1,461,959
84743900	OTHER MACHINES FOR MIXING MINERALS	1,875,430	630,699
84748010	HYDRAULIC PRESS FOR CERAMIC INDUSTRY>80 TON	128,986	334,531
84748090	MACHINES AGGLOMERAT/SHAPE,MINERALS	4,355,325	13,843,890
84749010	PARTS CRASH/ MIX/HYD PRES MACH	364,844	149,151
84749020	PART CEMENT/CONCRTE MIX MACH	1,424,534	1,479,165
84749090	OT PART SORTING/SCREENING MACH	398,632	1,325,955
84751000	MACHINES ASSEMBLING ELECTRIC/ELECTRONIC LAMP	8,034	47,808
84752100	MACH FOR MAKING OPTRICAL FIBRE	1,922	3,161
84752900	OTHER GLASS WORKING MACHINES	615,288	1,601,524
84759000	PARTS OF MACHINES H-NO.84.75	88,815	202,199
84762100	AUTOMATIC BEVERAGE VENDING MACHINE	611	14,013
84762900	OTHER, AUTOMATIC BEVERAGE-VENDING MACHINES	8,796	27,786
84768100	OTH MACH HEATING/REFRIG,DEVICE	7,376	48,368
84768900	OTHER MACHINE INCLUDING MONEY CHANGING MACHINES	4,135	3,017
84769000	PARTS OF MACHINE HEADING 84.76	2,423	9,083
84771000	INJECTION-MOULDING MACHINES	3,688,392	4,612,039
84772000	EXTRUDERS	1,012,279	1,547,720
84773010	BLOW MOULDING MACHINE CAPACITY NOT >0.228 LITRES	12,723	66,310
84773090	OTHER,BLOW MOULDING MACHINES	910,638	1,015,161
84774010	VACCUM MOULDING MACHINES&OTHER THERMOFORMING MACHINES CAPACITY NOT >0.228LT	23,604	70,210
84774090	OTHER VACCUM MOULDING,THERMOFORM MACHINE	264,590	273,283
84775100	MACHINES MOULDING PNEUMATIC TYRE,TUBE	307,246	6,661
84775900	OTHER MACHINES FOR MOLDING/FORMING	100,474	43,148
84778000	OTHER MACHINES FOR WORKING RUBBER/PLASTICS	2,841,923	3,473,379
84779000	PARTS OF MACHINE,WORKING RUBBER/PLASTICS	691,734	1,005,936
84781000	MACHINES FOR PREPARING TOBACCO	42,321	591,997
84789000	PARTS OF MACHINES OF HEADING-84.78	201,473	256,740
84791010	ASPHALT PAVERS	425,753	2,005,611
84791090	MACH FOR PUBLIC WORKS,BUILDING	510,017	515,598
84792000	MACHINES FOR EXTRACTING/PREPARING FATS/OIL	281,849	709,658
84793000	PRESSES FOR MANUFACTURE OF PARTICAL/FIBRE BOARD ETC	172,428	272,847
84794000	ROPE OR CABLE MAKING MACHINES	129,311	333,522
84795000	INDUSTRIAL ROBOTS(NOT ELSEWHERE SPECIFIED OR INCLUDED)	17,395	81,925
84796000	EVAPORATIVE AIR COOLERS	667,824	875,095

PCT CHAPTER WISE BREAKUP OF IMPORTS

Rs. In Thousands

HSCODE	COMMODITY	Jul-Mar	Jul-Mar
		2016-17	2017-18
	MACHINARY/ COMPONENTS		
84797100	PASSE BOARD BRIDGE.AIRPORT USE	3,303,097	423,974
84797900	OTH PASSENGER BOARDING BRIDGES	13,221	7,915
84798100	MACHINES TREATING METAL INCLUDING ELECTRIC WIRE COIL-WINDERS	378,270	1,004,670
84798210	MATCH MAKING MACHINES	81,475	24,069
84798220	SOAP MAKING MACHINES	18,190	179,641
84798230	OIL REFINING MACHINES	4,819	169,905
84798290	OTHER CRUSHING MACHINE	790,962	2,269,131
84798910	FASTENING/THREAD SUCKING MACHINES	23,224	7,768
84798920	MACHINES ATTACHING RIVETS/BUTTONS	32,321	21,430
84798930	TABLETING MACHINES	192,250	195,907
84798940	TYRE CHANGERS	8,246	11,558
84798950	CAPSULE POLISHERS	30,006	66,283
84798960	INDUSTRIAL VACUUM CLEANERS	199	2,529
84798990	OTHER MACHINES FOR GARMENTS	5,211,022	7,152,142
84799010	PARTS OF MACHINE HEAD 8479.8910	101,107	252,621
84799090	OTHER PARTS INDIVIDUAL FUNCTION MACHINES	1,215,021	1,549,430
84801000	MOULDING BOXES METAL FOUNDRY	37,734	76,138
84802000	MOULD BASES	78,588	52,339
84803000	MOULDING PATTERNS	16,601	10,250
84804100	INJECTION OR COMPRESSION TYPES	73,745	118,689
84804900	OTHER, MOULDS FOR METAL/CARBIDES	353,403	300,823
84805000	MOLULDS FOR GLASS	74,629	96,200
84806000	MOULDS FOR MINERAL MATERIALS.	850,248	410,467
84807100	INJECTION OR COMPRESSION TYPES	1,220,605	831,094
84807900	OTHER MOULDS FOR RUBBER/PLASTICS	1,903,595	2,311,198
84811000	PRESSURE-REDUCING VALVES	2,261,340	726,217
84812000	VALVES,OLEOHYDRAULIC/PNEUMATIC TRANSMISSIONS	141,772	184,673
84813000	CHECK VALVES	1,152,464	1,032,616
84814000	SAFETY OR RELIEF VALVES	717,430	863,257
84818010	COCK FUEL TANK FOR AGR-TRACTOR	308,619	4,548
84818020	OTH COCKS FOR M-CARS &VEHICLES	17,338	23,531
84818030	OTH COCKS FOR M-CARS &VEHICLES	5,333	4,304
84818090	OTH APPLIAN FOR PIPES,BOILERS	9,700,583	8,078,389
84819000	PARTS OF APPLICANCE H-NO.84.81	1,019,288	2,060,207
84821000	BALL BEARINGS.	3,989,532	5,116,341
84822000	TAPERED ROLLER BEARING INCLUDING CONE&TAPERED ROLLER ASSEMBLIES	520,041	844,658
84823000	SPHERICAL ROLLER BEARINGS	281,965	439,998

PCT CHAPTER WISE BREAKUP OF IMPORTS

Rs. In Thousands

HSCODE	COMMODITY	Jul-Mar	Jul-Mar
		2016-17	2017-18
	MACHINARY/ COMPONENTS		
84824000	NEEDLE ROLLER BEARINGS	107,962	147,103
84825000	OTHER CYLINDRICAL ROLLER BEARINGS	164,085	268,016
84828000	OTHER COMBINED BALL/ROLLER BEARINGS	472,153	457,646
84829100	BALLS, NEEDLES/ROLLERS PARTS	144,102	190,081
84829910	RINGS OF BEARINGS	50,496	127,496
84829990	OTHER BALL OR ROLLRE BEARINGS	187,936	261,080
84831011	DIFFEREN SHAFT/PART AG-TRACTOR	119,715	84,336
84831012	SHAFT,ROCKER ARM ETC VEH-8711	292,853	377,626
84831013	GEAR SHIFT ASSEMBLY HEAD87.11	3,267	16,839
84831019	OTH TRANSMISSION SHAFTS	1,344,506	1,540,783
84831090	OTHER TRANSMISSION SHAFTS/CRANKS	895,815	715,419
84832000	BEARING HOUSING-BALL/ROLLER BEARINGS	88,942	190,478
84833010	BEAR HOUSING NOT INCORPORATING PLAIN SHAFT BEARINGS	220,902	200,370
84833020	FABRIC BEARING NOT BALL BEARIN	237,469	233,071
84833030	PLAIN SHAFT BEARING VEH H-87	3,451	2,367
84833090	OTHER BEARING NOT INCORPORATING BALL PLAIN SHAFT-BEARINGS	1,075,595	1,132,802
84834011	GEAR BOXES/S-CHANG AG-TRACTOR	42,854	33,867
84834012	GEARS FOR VEHICLES H- 8711	55,562	116,174
84834019	OTH GEARS FOR VEHICLES H-87	897,595	1,122,448
84834090	OTHER GEAR & GEARING OTHER THAN TOOTHED WHEEL	1,801,671	2,701,796
84835010	FLYWHEELS	18,795	26,846
84835020	PULLEYS, INCLUDING PULLEY BLOCKS	1,717	802
84835030	OTH PULLY/PULLEY BLOCKS	10,750	26,856
84835090	OTHER FLYWHEELS	296,013	109,441
84836010	CLUTCHES	192,053	176,094
84836091	CLUTCHES/SHAFT COUPLI VEH-8711	4,660	2,433
84836092	OTH CLUTCHES M-CARS & VEHICLES	71,200	43,003
84836099	OTHER CLUTCHES	433,381	436,144
84839010	TOOTHED WHEELS ETC AGR-TRACTOR	2,876	2,251
84839020	CHAIN SPROCKETS VEH H-87.11	4,532	6,164
84839030	OTH CHAIN SPROCKETS CARS&VEH	9,441	3,470
84839090	OTH COMPONENTS FOR VEHICLES	398,445	511,670
84841010	SPIRAL WOUNDS	60,594	73,839
84841021	GASKET&JOINT,AGR-TRACTO EXC4*4	25,218	37,753
84841022	GASKET WATER-PUMP VEH-87032193	3,337	6,918
84841029	OTHER GASKETS & SIMILAR JOINTS	257,842	329,737
84841090	OTHER GASKETS&SIMILAR JOINTS METAL	420,761	459,378

PCT CHAPTER WISE BREAKUP OF IMPORTS

Rs. In Thousands

HSCODE	COMMODITY	Jul-Mar	Jul-Mar
		2016-17	2017-18
	MACHINARY/ COMPONENTS		
84842010	SPIRAL WOUNDS MECHANICAL SEALS	11,025	10,082
84842020	METAL JACKET GASKETS	69,835	58,718
84842090	OTHER MECHANICAL SEALS	532,514	654,196
84849000	OTHER GASKET&SIMILAR JOINT,DISSIMILAR IN COMPOSITION	814,431	821,143
84861000	MACH FOR MANUF BOULES / WAFERS	10	-
84862000	MACH FOR MANUF ELE INTEGRA CIR	385	4,855
84863000	MACH FOR MANUF FLAT PANEL DISP	14	74
84864000	MACH FOR MANU OF I-CIRCUIT,NES	108	12,196
84869000	PARTS&ACCE OF MACH MANU S-COND	1,571	1,314
84871000	SHIPS/BOATS,PROPELLERS&BLADES	24,153	6,442
84879010	OTH OIL SEALS FOR VEHICL CH-87	164,666	230,071
84879090	O-PARTS&ACCE NOT CON ELE-CONNE	297,397	195,288
	TOTAL MACHINARY/ COMPONENTS	556,142,027	527,790,868
	ELECTRICAL MACHINERY,EQUIP,PARTS		
85011000	ELECTRIC MOTOR OUTPUT NOT >37.5.WATT	971,725	1,124,289
85012000	UNIVERSAL AC/DC MOTOR >37.5 W	686,209	1,061,841
85013110	PHOTOVOLT.GENERAT.WITH CELLS	2,495	98,178
85013190	OTH DC MOTOR/GEN 0-P=750 WATT	147,749	312,779
85013210	O-DC MOTOR/GEN 0-P-750W-75KW	1,315	12,240
85013290	OTH DC MOTOR/GENERA>75KW<3750W	50,551	53,088
85013300	OTHER DC MOTOR/GENERATOR OUTPUT>75KW BUT NOT>375KW	49,696	26,966
85013400	OTHER DC MOTOR/GENERATOR OUTPUT>375KW	59,814	144,825
85014010	OTHER AC MOTOR SINGLE PHASE OUTPUT NOT >60 WATTS	871,582	1,011,333
85014090	OTHER AC MOTORS	671,257	1,237,219
85015110	SUBMERSIBLE MOTORS OUTPUT<750W	18,131	14,842
85015120	CLUTCH MOTOR SEWING MAC<750W	12,116	20,357
85015190	OTH AC MOTORS MULTI-PHASE<750W	343,746	503,974
85015210	SUBMERS MOTOR OUTPUT>750W<75KW	132,098	191,550
85015220	CLUTCH MOTOR SEW MAC >750<75KW	19,400	23,880
85015230	GEARED MOTORS >750W BUT <75KW	407,411	531,449
85015290	OTH AC MOTOR M-PH >750W <75KW	753,965	1,310,726
85015310	AC MOTORS OUTPUT>75KW BUT NOT EXCEEDING >375 KW (500 HP)	137,309	225,102
85015320	SUBMERSIBLE MOTOR STAINLESS STEEL	36,795	4,296
85015330	GEARED MOTORS	131,589	152,124
85015340	H.T. MOTOR WITH OPERATING INPUT VOLTAGE ABOVE 1KV	207,289	113,107
85015390	OTHER AC MOTORS SINGLE PHASE	272,134	924,568

PCT CHAPTER WISE BREAKUP OF IMPORTS

Rs. In Thousands

HSCODE	COMMODITY	Jul-Mar	Jul-Mar
		2016-17	2017-18
	ELECTRICAL MACHINERY,EQUIP,PARTS		
85016100	AC GENERATORS OUTPUT NOT >75 KVA	443,418	448,733
85016200	AC GENERATORS OUTPUT >75KVA BUT NOT EXCEEDING 375KVA	182,353	220,499
85016300	AC GENERATOR OUTPUT >375KVA BUT NOT >750KVA	46,149	59,914
85016410	AC GENERATOR O-PUT 750-1100KVA	10,817	47,110
85016490	OTH AC GENERATOR/ELEC MOTOR	380,309	739,435
85021110	ELECTRIC GENERATING SET INTERNAL COMBUSTION ENGINES NOT >5KVA	472,672	153,654
85021120	ELE-GENERATER DIESEL 5-20 KVA	1,193,606	475,277
85021130	ELE-GENERATER DIESEL 20-50 KVA	1,036,062	737,782
85021190	OTHER GENERATING SETS INTERNAL COMBUSTION PISTON ENGINES	652,159	303,441
85021200	GENERATING SET WITH INTERNAL COMBUSTION ENGINE >75 BUT NOT >375KVA	2,478,247	1,979,034
85021310	GENERATING SET INTERNAL COMBUSTION ENGINES >375 BUT NOT >1100 KVA	2,275,973	1,793,225
85021390	OTHER GENERATING SET INTERNAL COMBUSTION PISTON ENGINES	3,595,911	3,200,118
85022000	GENERATING SET WITH SPARK-IGNITION INTERNAL COMBUSTION PISTON ENGINES	2,617,714	4,946,371
85023100	GENERATING SETS,WIND POWERED	25,170,186	45,498,189
85023900	OTHER GENERATING SETS	29,008,875	16,379,829
85024000	ELECTRIC ROTARY CONVERTERS.	6,947	926
85030010	PARTS OF MACHINE HEAD 85.01	388,269	3,179,208
85030020	PARTS MACHINE HEAD 85.01&85.02	729,132	639,643
85030090	OTH PARTS MOTORS GENERATORS	8,834,875	2,054,759
85041000	BALLAST FOR DISCHARGE LAMPS/TUBES	123,560	113,817
85042100	LIQUID DI-ELECTRIC TRANSFORMER HAVING POWER HANDLING CAPACITY NOT>650KVA	542,724	148,079
85042200	LIQUID DI-ELECTRIC TRANSFORMER POWER HANDLING CAPACITY>650 BUT NOT >10,000	111,009	793,922
85042300	LIQUID DI-ELECTRIC TRANSFORMER >10000 KVA	8,087,421	6,212,158
85043100	OTHER TRANSFORMER WITH POWER HANDLING CAPACITY NOT>1 KVA	766,473	824,257
85043200	OTHER TRANSFORMER >1KVA BUT <16KVA	64,533	124,621
85043300	OTHER TRANSFORMER >16 KVA BUT <500 KVA	1,194,746	1,074,207
85043400	OTHER TRANSFORMER WITH POWER HANDLING CAPACITY >500 KVA	7,448,737	5,512,815
85044010	STATIC CONVERTERS UNINTERRUPTED SUPPLY OF POWER(UPS) RATING UPTO 1.5 KVA	560,635	338,727
85044020	BATTERY CHARGERS	1,197,587	1,365,584
85044090	OTHER UNINTERRUPTED POWER SUPPLY	6,218,485	8,858,293
85045000	OTHER INDUCTORS	352,044	670,144
85049010	ON LOAD TAPE CHANGER TRANSFORMERS	504,050	377,135
85049020	BUSHINGS FOR POWER TRANSFORMERS	50,345	66,573
85049030	PARTS STATIC CONVERTERS(UPS)	123,426	209,714
85049040	TOROIDAL CORES&STRIPS -150 MM	34,839	17,148
85049090	OTHER PARTS FOR POWER TRANSFORMERS	980,240	850,350
85051100	PERMANENT MAGNETS AND ARTICLES	73,030	150,580

PCT CHAPTER WISE BREAKUP OF IMPORTS

Rs. In Thousands

HSCODE	COMMODITY	Jul-Mar	Jul-Mar
		2016-17	2017-18
	ELECTRICAL MACHINERY,EQUIP,PARTS		
85051900	OTHER PERMANENT MAGNETS & ARTICLES	174,364	247,437
85052000	ELECTRO-MAGNETIC COUPLINGS,CLUTCHES&BRAKES ETC	46,271	35,113
85059000	OTHER ELECTRO-MAGNETIC INCLUDING PART HD 85.05	58,266	177,302
85061000	MANGANESE DIOXIDE PRIMARY CELLS & BATTERIES	767,117	807,380
85063000	MERCURIC OXIDE PRIMARY CELL&BATTERIES	283	34
85064000	SILVER OXIDE PRIMARY CELL&BATTERIES	-	45
85065000	LITHIUM PRIMARY CELL&BATTERIES	349,405	275,651
85066000	AIR ZINC PRIMARY CELL&BATTRIES	6,789	8,537
85068000	OTHER PRIMARY CELL&BATTERIES	369,846	429,381
85069010	BRASS CAPS FOR DRY BATTERY CELL	28	-
85069090	OTHER PARTS PRIMARY CELL&BATTERIES	56,942	28,557
85071010	MEANT M-CARS H-87.03&VEH-4,11	57,011	115,110
85071020	MEANT FOR VEH H-87.01,2,4	1,743	779
85071090	OTH LEAD-ACID -STARTING ENGINE	299,806	12,198
85072010	LEAD-ACID BATTERY FOR TELE EXCH	662,689	11,802
85072090	OTHER LEAD-ACID ACCUMULATORS	4,310,242	4,774,705
85073000	NICKEL-CADMIUM ACCUMULATORS	134,794	28,429
85074000	NICKEL-IRON ACCUMULATORS	708	152
85075000	BATTERIES NICKEL-METAL HYDRIDE	11,608	12,753
85076000	BATTERIES LITHIUM-ION	646,626	450,704
85078000	OTHER ACCUMULATORS	265,071	238,652
85079000	PARTS ELECTRIC ACCUMULATORS INCLUDING SEPERATORS,WHETHER OR NOT RECTANGULAR	239,946	299,577
85081100	VAC/CL OF POW<1500W&D/BAG<20I	95,133	74,736
85081900	OTH VACUUM CLEANERS SELF MOTOR	25,902	44,837
85086010	INDUTRIAL VACUUM CLEANER	22,351	17,256
85086090	OTH INDUETRIAL VACUUM CLEANER	6,441	8,096
85087000	PARTS OF VACCUM CLEANERS	4,467	8,502
85094010	FOOD GRINDERS ELECTRO MECHANICAL DOMESTIC APPLIANCES	315,580	294,372
85094020	FRUIT MIXER ELECTRO MECHANICAL DOMESTIC APPLIANCES	46,576	40,694
85094030	FRUIT/VEGETABLE JUICE EXTRACTORS ELECTRO-MECHANICAL DOMESTIC APPLIANCES	280,929	199,350
85098000	OTHER ELECTRO-MECHANICAL DOMESTIC APPLIANCES	101,868	59,779
85099000	PARTS ELECTRO-MECHANICAL DOMESTIC APPLIANCES	496,625	482,364
85101000	SHAVERS	92,245	82,138
85102000	HAIR CLIPPERS	58,457	89,479
85103000	HAIR-REMOVING APPLIANCES	21,482	69,953
85109000	PART OF SHAVER/CLIPPER/REMOVER	21,596	10,070
85111000	SPARKING PLUGS	944,580	932,467

PCT CHAPTER WISE BREAKUP OF IMPORTS

Rs. In Thousands

HSCODE	COMMODITY	Jul-Mar	Jul-Mar
		2016-17	2017-18
	ELECTRICAL MACHINERY,EQUIP,PARTS		
85112010	MAGNETO FOR VEH OF HEAD-8711	47,411	27,550
85112090	OTH IGNITION MAGNETOS/DYNAMOS	62,416	54,558
85113010	IGNITION COILS FOR VEH, H-8711	44,368	51,891
85113020	OTH IGNITI-COIL FOR CARS/M-VEH	300,230	280,090
85113090	OTH DISTRIBUTORS/IGNITI-COILS	35,180	37,639
85114011	S-MOTOR-AG-TRACTOR-H-8701.9020	1,097	481
85114012	OTH STARTER-MOTOR M-CARS&VEH	26,743	31,128
85114019	OTH STARTER-MOTOR S	84,338	95,003
85114090	DUAL PURPOSE STARTER GENERATORS	55,597	63,922
85115010	ALTERNATOR ASSEMBLY OF TRACTOR	321	184
85115020	ALTERNATOR ASSEMBL OF CARS/VEH	21,910	11,800
85115090	OTH ALTNATOR ASSEMBLY FOR OTH	11,789	47,365
85118010	HEATER/GLOW PLUGS- AGR-TRACTOR	68	180
85118020	HEATER/GLOW PLUGS-M-CARS&VEH	2,680	6,083
85118030	CAPACIT DIS IGNI UNIT(CDI)8711	34,138	35,547
85118040	CDI UNIT FOR CARS & VEHICLES	14,126	15,115
85118090	O/EQUIP(IGNI COIL,CUT-OUT,ETC)	16,057	23,804
85119010	ALUM CASTED DISTRI CASE M-CARS	19	94
85119020	OTHER PARTS FOR M-CARS & VEHIC	891,526	949,484
85119090	OTH ELECTRI IGNI/STARTING EQUI	17,395	21,568
85121000	LIGHTING OR VISUAL SIGNALLING EQUIPMENT FOR BICYCLE USE	2,165	1,607
85122010	HEAD LIGHT FOR MOTOR VEHICLES	37,817	46,094
85122020	HEAD LIGHT FOR VEH-H-8701.9020	3,973	2,157
85122090	OTHER LIGHTING SIGNALLING EQUIPMENT	1,542,120	1,887,093
85123010	SOUND SIGN EQU VEH H-8703,4,11	58,362	77,678
85123020	SOUND SIGN EQU VEH H-8701,2	251	91
85123030	ANTI-THEFT ALARM OF VEH CH 87	31,898	37,935
85123090	OTH SOUND SIGNILING EQUIPMENT	89,233	98,583
85124010	WIPER ARM,BLA CAR-H-8703 V-3,4	19,207	14,957
85124020	WIPER ARM,BLAD VEH-H-8704.2219	1,394	772
85124090	OTH LINK ASSEMBLY WIPER ARM/BL	22,408	30,119
85129010	PARTS OF PRODUCT H-85124011,12	339	171
85129030	KNOB FOR LITE SWITCH OF CAR-VE	-	384
85129090	OTH ELECTRI LIGH/SIGNAL EQUIPM	65,816	214,805
85131010	MINER'S SAFETY LAMPS	7,458	18,007
85131020	OTHER SAFETY LAMPS; MORES SIGNALLING LAMPS;EXAMINATION LAMPS	257	607
85131030	RECHARGEABLE EMERGENCY LIGHT	1,139,692	883,016

PCT CHAPTER WISE BREAKUP OF IMPORTS

Rs. In Thousands

HSCODE	COMMODITY	Jul-Mar	Jul-Mar
		2016-17	2017-18
	ELECTRICAL MACHINERY,EQUIP,PARTS		
85131040	TORCHES	215,930	311,958
85131050	HURICANE LANTERNS	232	8,758
85131090	OTHER PORTABLE ELECTRIC LAMPS	40,401	45,969
85139010	PARTS OF MINERS SAFTY LAMPS	9	10
85139090	OTH PARTS OF ELECTRIC LAMPS	3,263	4,435
85141000	RESISTANCE HEAT FURNANCE\OVEN	31,213	86,186
85142000	FUR\OVE BY INDUCTION\DIELE LOS	135,882	350,433
85143000	OTH FURNANCES AND OVENS	265,331	1,025,782
85144000	OTH INDUCTION/DI-ELECTRIC HEATING EQUIPMENT	72,329	295,992
85149000	PARTS OF INDUS/LAB FURN & OVEN	101,567	145,661
85151100	SOLDERING IRON AND GUNS	67,173	52,602
85151900	OTHER BRAZING/SOLDERING IRONS&GUNS	98,882	160,501
85152100	MACHINES&APPARATUS FOR RESISTANCE WELDING OF METAL	58,248	639,825
85152900	OTHER MACHINES RESISTANCE WELDING OF METAL	254,917	136,578
85153100	MACHINES&APPARATUS FOR ARC WELDING METAL FULLY/PARTLY AUTOMATIC	140,947	58,187
85153900	OTHER MACHINES/APPARATUS ARC WELDING METAL	506,754	672,220
85158000	OTHER MACHINES/APPARATUS HOT SPRAYING METAL	143,185	112,159
85159000	PARTS(OF HEADING NO.85.15)	159,055	161,509
85161000	ELECTRIC INSTANTANEOUS OR STORAGE WATER HEATERS /IMERSION HEATER	143,112	73,456
85162100	STORAGE HEATING RADIATORS	16,898	20,161
85162900	OTHER ELECTRIC SPACE/SOIL HEATNG APPARATUS	285,054	190,806
85163100	HAIR DRYERS	52,496	49,730
85163200	OTHER HAIR DRESSING APPARATUS	45,973	51,832
85163300	HAND DRYING APPARATUS	3,999	9,205
85164000	ELECTRIC SMOOTHING IRONS	171,031	162,093
85165000	MICROWAVE OVENS	339,752	163,602
85166010	ELECTRIC OVEN	47,655	90,578
85166020	ELECTRIC RANGES	1,035	1,162
85166030	ELECTRIC ROASTERS/GRILLERS	3,952	5,745
85166090	OTHER APPLIANCES USED DOMESTIC PURPOSE	225,841	219,869
85167100	ELECTRIC COFFEE OR TEA MAKERS	69,149	50,668
85167200	ELECTRIC TOASTERS	107,322	48,546
85167910	INSECT KILLER	12,480	16,638
85167990	OTH ELECTRO THERMIC APPLIANCES	183,018	204,398
85168010	ELECTRIC HEATING ELEMENT FOR REFRIGERATORS	64,039	87,528
85168090	OTHER ELECTRIC HEATING RESISTOR	86,490	114,730
85169000	PARTS ELECTRO-THERMIC APPLIANCES H-85.16	738,858	1,330,293



PCT CHAPTER WISE BREAKUP OF IMPORTS

Rs. In Thousands

HSCODE	COMMODITY	Jul-Mar	Jul-Mar
		2016-17	2017-18
	ELECTRICAL MACHINERY,EQUIP,PARTS		
85171100	LINE TELEPHONE CORDLESS HANDSETS	49,407	92,647
85171210	CELLULAR MOBILE PHONE	54,900,573	65,051,548
85171220	FIXED WIRELESS TERMINAL & CDMA	1,262	2,908
85171230	SATELLITE MOBILE PHONE	12,138	4,643
85171290	OTH T-PH FOR CELL/WIRELESS NET	84,947	420,805
85171810	VIDEO PHONE FOR CEL/W-LESS NET	1,928	3,316
85171890	OTH VIDEO PHONE CEL/W-LESS NET	135,450	227,132
85176100	BASE STATIONS FOR WIRELESS N-W	5,338,621	3,226,550
85176210	VOICE FREQUECY TELEGRAPHY MACH	426,175	209,071
85176220	MODEMS	2,018,054	1,466,609
85176230	HIGH BITRATE DI HIERC SYS(SDH)	1,730	34,003
85176240	DIGITAL LOOP CARRIER SYS (DLC)	80,674	46,346
85176250	SYNCHRONOUS DI-HIE-SYS (SDH)	137,378	28,246
85176260	MULTIPLEXER, STATISTICAL M-PLX	6,197	25,862
85176270	ROUTERS	1,002,052	1,219,853
85176290	OTH RECEP/TRANS/ROUT/ MACH	18,664,801	19,292,813
85176910	MODEMS	22,855	1,957
85176920	CONCENTRATORS	1,223	144
85176940	OTHER MULTIPLEXERS	705,843	3,154,910
85176950	SET TOP BOX FOR INTERNET ACCES	9,782	37
85176960	OTH ATTACHMENT FOR TELEPHONE	46	939
85176970	OTH LAN HUBS,BRIDGE,SWITC	1,731,992	2,550,477
85176980	MULTISTATION ACCESS UNITS	60,560	103,812
85176990	OTHER APPARATUS FOR RECP/TRANS	2,071,741	1,570,004
85177000	PARTS OF NETWORKING EQUIP	7,389,666	5,612,267
85181010	MICROPHONE FREQUENCY 300 TO HZ-3.4 KHZ	3,214	57,431
85181090	OTHER MICROPHONE AND STANDS	43,563	73,249
85182100	SINGLE LOUD SPEAKERS MOUNTED IN ENCLOSURE	273,551	329,780
85182200	MUPLE LOUD SPEAKER MOUNTED IN ENCLOSURE	140,623	186,259
85182910	LOUD SPEAKER WITHOUT HOUSING FREQUENCY RANGE OF 300HZ TO 3.4KHZ	12,102	10,181
85182990	OTHER LOUD SPEAKER NOT MOUNTED IN ENCLOSURE	512,576	735,834
85183000	HEADPHONES/EARPHONES/MICRO PHONE SPEAK SET	534,496	623,897
85184000	AUDIO FREQUENCY ELECTRIC AMPLIFIER	84,688	77,392
85185000	ELECTRIC SOUND AMPLIFIER SETS	27,546	60,536
85189000	PARTS & ACCESSORIES HEAD 85.18	106,573	129,050
85192000	APPA OPERATED BY COINS,BANKNOT	6	-
85193000	TURNTABLES (RECORD-DECKS)	27	137

PCT CHAPTER WISE BREAKUP OF IMPORTS

Rs. In Thousands

HSCODE	COMMODITY	Jul-Mar	Jul-Mar
		2016-17	2017-18
	ELECTRICAL MACHINERY,EQUIP,PARTS		
85195000	TELEPHONE ANSWERING MACHINES	29	124
85198110	DUBBING SYSTEM OF FILM STUDIOS	-	5,793
85198190	O-DUBBING SYSTEM PRODU HOUSES	7,142	6,211
85198910	OTH COMPACT DISK PLAYERS	157	61
85198920	DUBBING SYST FILM STUD/P-HOUSE	67	18
85198930	MP-3 PLAYER	37,825	19,258
85198990	OTH SOUND RECOR/REPRODU APPA	18,735	25,800
85211010	V.C.R	-	10
85211090	OTHER MAGNETIC TAPE TYPE VIDEO RECORDING	50,761	79,320
85219010	LASER VIDEO DISC PLAYER	738	251
85219090	OTHER VIDEO RECORDING/REPRODUCING APPARATUS	139,427	164,342
85229000	OTHER EQUIPMENT/ACCESSORIES HEADING 85.19-85.21	452,547	790,513
85232100	CARDS INCORPORTAING MAG STRIPE	154,425	221,097
85232910	MAGNETIC DISCS	1,744	1,305
85232920	VIDEO TAPE INC IN HUB,REEL,ROL	79	-
85232930	AUDIO CASSETTES	26	6
85232940	VIDEO CASSETES	3,035	310
85232990	OTH MAGNETI MEDIA	13,314	10,078
85234110	COMPACT DISC (CD)UN-RECORDED	29,579	24,843
85234120	DIGITAL VERSATILE(CD)UNRECORDE	98,337	28,198
85234190	OTHER OPTICAL MEDIA UNRECORDED	12,907	55,786
85234910	OPTICAL MEDIA CONTAIN SOFTWARE	1,864,276	7,387,433
85234920	DISCS FOR LASER READIND SYSTEM	460	6,333
85234930	DISC LASER READ SYS,C-IMAG/VID	61	29
85234990	OTH OPTCAL MEDIA CON SOFTWARE	41,214	97,126
85235110	OTH OPTICAL MEDIA	54,135	31,448
85235120	OTH MULT MEDIA STORAGE DEVICE	18,643	24,676
85235130	STORAGE DEVICES CONT. SOFTWARE	-	1,202,286
85235190	OTH SEMICONDUCTOR MEDIA	106,616	104,935
85235210	SIM CARDS	1,120,644	1,268,527
85235220	MEMORY CARDS	2,500,521	852,850
85235290	OTHER SMART CARDS	-	239,414
85235910	PROXIMITY CARDS AND TAGS	191,422	243,093
85235990	OTHER SEMICONDC MEDIA	38,786	39,905
85238010	DATA/SOUND RECORDED AUTO.DPM	1,337	131
85238020	GRAMOPHONE RECORDS	19	-
85238040	EDUCATIONAL VIDEO TAPES	33	21

PCT CHAPTER WISE BREAKUP OF IMPORTS

Rs. In Thousands

HSCODE	COMMODITY	Jul-Mar	Jul-Mar
		2016-17	2017-18
	ELECTRICAL MACHINERY,EQUIP,PARTS		
85238050	DIGITAL QURAN	3,699	2,579
85238090	OTH MEDIA FOR RECORDING SOUND	4,035,809	595,687
85255010	DIG-RADIO/MOBILE N-WORKS SYST	18,391	884
85255020	TV BROADCAST TRANSMITTER	2,691	12,167
85255030	COMMUNICATION JAMMING EQUIP	-	4,496
85255040	WIRELESS MICROPHONE	647	1,571
85255090	OTHER TRANSMISSION APPARATUS	56,772	58,566
85256010	BLUE TOOTH CONN TO DP MACHINE	2,091	2,760
85256020	RADIO PAGING APPARATUS	55	106
85256030	MODEMS FOR TRANSMISSION APPARA	174,921	215,219
85256040	FIXED WIRELESS TERMINALS	4,051	-
85256050	OTH SATELLITE COMMUNICAT EQUIP	826	3,532
85256060	VEHICLE TRACKING SYSTEM	172,565	150,555
85256070	MODEMS FOR VEHI TRACKING SYSTE	1,305	-
85256090	OTH TRANSMISSION RECEPTION APP	165,853	133,958
85258010	CLOSE CIRCUIT TV CAMERAS	441,215	467,656
85258020	MULMEDIA STILL/VIDEO CAMERA	7,326	4,955
85258030	TELEVISION CAMERAS	2,887	3,053
85258040	DIGITAL CAMERAS	78,224	120,593
85258050	VIDEO CAMERA RECORDERS	40,344	36,697
85258090	OTH TV/VIDEO/DIGITAL CAMERA	661,321	1,351,615
85261000	RADAR APPARATUS	116,046	399,202
85269100	RADIO NAVIGATIONAL AND APPARATUS	108,796	84,430
85269200	RADIO REMOTE CONTROL APPARATUS	7,362	1,943
85271200	POCKETSIZE RADIOCASSETTE PLAYER	571	43
85271300	OTHER APPARATUS WITH SOUND RECORDING/REPRODUCING APPARATUS	8,977	5,703
85271900	OTHER RADIO/BROADCAST/RADIO TELEPHONY/TELEGRAPHY	13,705	22,257
85272110	RADIO-BROA RECE FOR VEH-H-8703	81,644	80,098
85272190	OTH REC COMB W/SOUND RECO APPA	4,977	1,837
85272910	OTH RADIO B-RECEIVE VEH H-8703	100,930	159,477
85272990	OTH RADIO APPA CAPABLE OF REC	313	2,706
85279100	OTH APPA COMB W/SOUND REC/PRO	163	54
85279200	APPA NOT COMB W-S-RECOR/REPROD	-	538
85279990	OTH REPROD APPA COMBIN W-CLOCK	11,389	7,141
85284200	OTH MONITOR	77,095	1,985
85284900	OTH CATHODE-RAY TUBE MONITORS	91,709	119,975
85285200	OTH MONITOR DATA PROCESSING SY	829,844	484,118

PCT CHAPTER WISE BREAKUP OF IMPORTS

Rs. In Thousands

HSCODE	COMMODITY	Jul-Mar	Jul-Mar
		2016-17	2017-18
	ELECTRICAL MACHINERY,EQUIP,PARTS		
85285900	OTHER MONITORS	385,002	244,603
85286210	MULTIMEDIA PROJECTOR	217,809	222,139
85286290	OTH MULT PROJ FOR DP H 84.71	8,504	20,337
85286900	OTHER PROJECTORS FOR DP H84.71	8,938	72,488
85287110	TV SETS	132,502	80,831
85287190	OTH RECEPTION APPARATUS,(S-S)	293	10,637
85287211	LIQUID CRYSTAL DISPLAY(LCD) TV	40,862	698,522
85287212	OTH COLOR TV SETS	6,039,845	6,173,943
85287220	O-COLOUR SATELLITE DISH RECEIV	667	-
85287290	OTH RECEPTION APPARAT COLOUR	201,052	364,581
85287300	OTH BL&WHITE/MONOCROME R-APA	-	705
85291010	PARTS ACCESSORIES FOR CABLE,TV/SATELLITE RECEIVER	22,075	38,953
85291020	LNB ACTUATORS	39,596	59,983
85291090	OTH AERIALS/AERIAL REFLECTORS	45,755	104,955
85299020	T.V. TUNERS	34,517	41,213
85299030	T.V. CONVERTER BOX	3,052	1,747
85299090	OTH CABLE TV/SATELLITE EQUIPMENT/APPARATUS HEADING 85.25-85.28	1,269,384	1,830,605
85301000	ELECTRICAL SIGNALLING EQUIPMENT FOR RAILWAY/TRAMWAY	335,749	3,015,358
85308000	OTHER SIGNAL EQUIPMENT ELECTRICAL TRAFFIC CONTROL	2,307,355	1,497,605
85309000	PARTS OF EQUIPMENT HEAD 85.30	40,363	77,380
85311000	BURGLAR/FIRE ALARMS/SIMILAR APPARATUS	800,364	411,977
85312000	INDICATOR PANELS INCORPORATING LCD(LIQUID CRYSTAL DEVICE)/LED(LIGHT EMITTING DIO	377,943	689,536
85318000	OTHER APPARATUS	97,637	717,201
85319010	PANIC BUTTON	2,874	4,706
85319020	PARTS OF APPARATUS SUBHEAD 8531.2000	4,780	15,731
85319090	OTHER PARTS ELECTRIC-SOUND/VISUAL SIGNALLING APPARATUS	473,723	173,265
85321000	FIX ED CAPACITORS FOR 50/60 HZ CAPACITY NOT <0.5KVAR(POWER CAPACITORS)	202,771	286,327
85322100	TANTALUM, FIXED CAPACITOR	769	865
85322200	ALUMINIUM ELECTROLYIC FIXED CAPACITORS	7,537	7,270
85322300	CERAMIC DIELECTRIC,SINGLE-LAYR FIXED CAPACITORS	9,936	14,618
85322400	CERAMIC DIELECTRIC MULTI-LAYER FIXED CAPACITORS	28,378	35,231
85322500	DIELECTRIC OF PAPER OR PLASTIC FIXED CAPACITORS	34,322	26,439
85322900	OTHER FIXED CAPACITORS	186,471	272,120
85323090	OTH VARIA/ADJUST(PRE-SET) CAPA	16,763	15,140
85329010	CAPACITERS DECKS WITH TERMINAL	4,064	9,624
85329020	TERMINAL OF ELECTRIC-CAPACITERS	18,171	18,815
85329090	OTHER PARTS OF ELECTRIC- CAPACITORS	8,535	23,108

PCT CHAPTER WISE BREAKUP OF IMPORTS

Rs. In Thousands

HSCODE	COMMODITY	Jul-Mar	Jul-Mar
		2016-17	2017-18
	ELECTRICAL MACHINERY,EQUIP,PARTS		
85331000	FIXED CARBON RESISTORS COMPOSITION/FILM TYPE	112,955	134,330
85332100	OTHER FIXED RESISTOR CAPACITY NOT > 20 W	8,251	10,597
85332900	OTHER FIXED RESISTORS	155,834	270,100
85333100	WIRE WOUND RESISTOR CAPACITY NOT >20 W	20,019	14,290
85333900	OTHER WIRE WOUND VARIABLE RESISTORS	35,520	38,006
85334000	OTHER VARIABLE RESISTORS INCLUDING RHEOSTATS AND POTENTIOMETERS	85,806	128,262
85339000	PARTS FOR ELECTRICAL RESISTORS	6,331	8,194
85340000	PRINTED CIRCUITS	299,852	437,184
85351000	FUSES FOR VOLTAGE >1000 VOTTS	45,932	65,181
85352110	AUTOMATIC CIRCUIT-BREAKERS UPTO 17.5 KV	1,205,528	672,250
85352190	OTHER AUTOMATIC CIRCUIT-BREAKER OF VOLTAGE <7.5 KV	3,195	34,235
85352900	OTHER AUTOMATIC CIRCUIT BREAKER	3,208,241	1,580,791
85353010	ISOLATING SWITCH FOR VOLTAGE UPTO 145 KV	945,023	479,698
85353090	OTHER ISOLATING/ MAKE & BREAK SWITCHES	598,269	512,377
85354010	VOLTAGE LEMITERS UPTO 245 KV	167,070	161,162
85354090	OTHER VOLTAGE LIMITERS/ARRESTORS	281,899	182,628
85359000	ELECTRIC APPARATUS FOR SWITCHING/PROTECTING ELECTRIC CIRCUITS>1000 VOLTS	807,895	1,790,004
85361000	FUSES FOR VOLTAGE <1000 VOLTS	82,608	140,074
85362010	AUTO CIRCUIT BREAKER>10AMP	1,465,623	1,853,001
85362020	AIR CIRCUIT BREAKER MULTIPHASE	202,308	241,088
85362090	OTHER AUTO CIRCUIT BREAKERS	265,212	573,529
85363000	OTHER APPARATUS PROTECTING ELECTRIC CIRCUITS	50,427	213,531
85364100	RELAYS FOR VOLTAGE NOT >60 V	103,428	107,711
85364900	OTHER, RELAYS	797,650	1,561,101
85365010	PRESSURE SWITCHES	88,088	90,660
85365021	IGN SW W/O STEA LOC CAR H-8703	110,734	86,048
85365022	NENTRAL SAFETY SW,VEH-H 8701	7,419	12,503
85365029	OTHER SWITCHES	96,402	100,693
85365091	DOOR SW M-CAR H-8703,VEH-H8704	101,400	122,114
85365099	OTH SOCK,LAMP HOLD NOT>1000VOL	573,374	522,001
85366100	LAMP HOLDERS	115,672	71,322
85366910	PLUGS&SOCKET PINS 16& ABOVE	116,978	193,912
85366990	OTH ELEC SWITCH,RELAYS,FUSES	755,512	1,246,500
85367000	CONNECTORS FOR OPTICALFIBRES	50,104	52,467
85369010	WAFER PROBES ELECTRICAL	16,729	20,226
85369030	MAGNETIC CONTRACTOR/THERMAL PROTECTORS FOR MOTORS	298,083	293,950
85369090	OTHER ELECTRICAL APPARATUS SWITCH/PROTECTING ELECTRICAL CIRCUITS	1,222,016	1,437,837

PCT CHAPTER WISE BREAKUP OF IMPORTS

Rs. In Thousands

HSCODE	COMMODITY	Jul-Mar	Jul-Mar
		2016-17	2017-18
	ELECTRICAL MACHINERY,EQUIP,PARTS		
85371010	FUSE BOX VEH H-8711NOT >1000 V	8,938	1,094
85371020	FUS BOX OTH CAR/VEH NOT >1000V	69,872	78,982
85371090	OTH BOARDS, PANELS, CONSOLES	9,959,237	11,595,804
85372000	BODIES,CONSOLE ETC VOLTAGE >1000V	12,011,012	10,557,875
85381000	BOARD,PANELS GOODS HEAD 85.37	561,532	384,026
85389010	VACCUM INTERRUPTERS CIRCUIT BREAKER	28,042	43,460
85389090	OTHER PARTS HEAD 8535,8536,8537	2,221,271	2,398,946
85391000	SEALED BEAM LAMP UNITS	92,240	140,348
85392110	AUTO BULBS	353,551	288,670
85392190	OTHER TUNGSTEN HALOGEN LAMPS	59,442	105,298
85392200	OTHER LAMPS 200W FOR VOLTAGE>100V	67,643	53,806
85392910	BULBS FOR AUTOMOTIVE VEHICLES	13,071	21,611
85392920	BULBS FOR FLASH LIGHT	426	886
85392990	OTHER FILAMENT LAMP EXCLUDING ULTRA VIOLET /INFRARED/ARC LAMPS	382,272	355,123
85393110	FLORESCENT CATHOD ENERGY SAV L	6,213,075	2,793,671
85393120	FLORESCENT CATHOD ENERGY SAV T	182,436	135,461
85393190	OTH.DISCHARGE FLORESCENTLAMPS	95,743	72,326
85393210	MERCURY OR SODIUM VAPOUR LAMPS	154,050	10,066
85393220	ENERGY SAV. TUBE(MERCURY/SODIM	4,151	3,026
85393290	OTH.MERC,SODI,METAL HALID LAMP	37,971	90,389
85393900	OTH MERCURY/SOD VAPOR LAMP	72,149	17,169
85394100	ARC-LAMPS (ELECTRIC)	4,110	6,693
85394910	INFRA-RED LAMPS	7,173	28,369
85394920	ULTRA-VOILET LAMPS	28,826	33,991
85395010	LED LAMP BULB	-	5,309,572
85395020	LED LAMP TUBE	-	378,502
85399010	TUNGSTEN FILAMENT FOR 6,12,24V	64,260	84,320
85399020	LEAD WIRE/BASE CAP FOR-AUTO BULBS & TUBELIGHTS	112,919	153,345
85399030	PARTS OF ENERGY SAVING LAMPS	24,909	225
85399040	PARTS OF ENERGY SAVING LAMPS	270,902	290,401
85399090	OTHER PART ELECTRIC FILAMENT OR DISCHARGE LAMPS	29,178	116,347
85402000	TV CAMERA TUBE(IMAGE CONVERTER)	758	-
85404000	DATA/GRAPHIC DISPLAY TUBE,COLO	22	60
85406000	OTHER CATHODE-RAY TUBES	1,157	1,292
85407100	MAGNETRONS	252,939	453,699
85407900	OTHER,MICROWAVE TUBE,CARCINOTRONS	100	7,840
85408100	RECEIVER OR AMPLIFIER VALVES/TUBES	5,345	935

PCT CHAPTER WISE BREAKUP OF IMPORTS

Rs. In Thousands

HSCODE	COMMODITY	Jul-Mar	Jul-Mar
		2016-17	2017-18
	ELECTRICAL MACHINERY,EQUIP,PARTS		
85408900	OTHER VALVES AND TUBES,N.S.	3,462	2,332
85409100	PARTS OF CATHODE-RAY TUBES	191	-
85409900	OTH PARTS OF HEADING NO.85.40	906	2,039
85411000	DIODES,OTHER THAN PHOTSENSITIVE OF LIGHT EMITTING DIODES	151,832	228,060
85412100	TRANSISTOR OTHER THAN PHOTSENSITIVE	12,785	9,045
85412900	OTHER TRANSISTOR DISSIPATION RATE OF <1W	64,268	120,989
85413000	THYRISTORS DIACS AND TRIACS	11,542	15,621
85414000	PHOTSENSITIV SEMICONDUCTOR DEVICES	43,996,219	23,160,572
85415000	OTH SEMICONDUCTOR DEVICES	31,830	50,942
85416000	MOUNTED PIEZO-ELECTRIC CRYSTAL	23,440	68,032
85419000	PARTS OF APPARATUS OF H-85.41	27,771	34,737
85423100	PROCESSORS & CONTROLLERS	342,593	340,447
85423200	MEMORIES	148,927	39,326
85423300	AMPLIFIERS	35,942	48,896
85423900	OTH ELECTRO INTEGRATED CIRCUIT	542,706	707,085
85429000	PARTS OF THE HEADING NO,85,42	33,690	166,125
85431000	PARTICLES ACCELERATORS	197,142	163
85432000	SIGNAL GENERATORS	11,447	9,385
85433000	MACHINES&APPARATUS FOR ELECTROPLATING, ELECTROLYSIS OR ELECTROPHORESIS	259,058	180,273
85437010	REMOTE CONTROL	634,258	937,109
85437020	INFRARED INSECT KILLER	32,871	62,273
85437030	ULTRAVIOLET INSECT KILLER	-	623
85437090	O-MCH/APPA-INDIVIDUAL FUNCTION	1,926,694	2,045,880
85439010	PART MACH 8543.1900&8543.2000	847	25,033
85439090	OTH PART ELEC MACH&APPLIANCES	150,033	311,604
85441110	ENAMELLED WIRE WITH NYLON COVER	12,094	23,732
85441190	OTHER ENAMELED COPPER WIRE	193,331	240,543
85441900	OTHER WINDING WIRE OF COPPER	524,892	650,133
85442000	CO-AXIAL CABLE & CONDUCTORS	572,209	915,445
85443011	WIRING/CABLE CAR/VEH-8703,4,11	20,823	77,524
85443012	WIRING/CABLE SETS VEH-H-8701,2	16	665
85443019	OTH IGN WRIN SET VEH/SH/A-CRFT	56,328	85,418
85443090	OTH WRING SET VEH/SHIP/A-CRAFT	29,712	79,579
85444210	COMPUTER LEADS WITH CONNECTOR	480,967	240,416
85444221	WIRI,CABLE SETS VEH-8703,04,11	8,922	9,555
85444229	OTH WIRING SETS VEH-UPTO1000V	7,922	6,625
85444290	OTH CABLE SETS VEH-UPTO 1000V	1,880,834	1,245,224

PCT CHAPTER WISE BREAKUP OF IMPORTS

Rs. In Thousands

HSCODE	COMMODITY	Jul-Mar 2016-17	Jul-Mar 2017-18
	ELECTRICAL MACHINERY,EQUIP,PARTS		
85444910	ELECTRIC TELEPHONE CABLES	639,660	26,111
85444920	MULTI CORE,FLEXIBLE CABLE-COPP	1,165,236	1,339,106
85444990	OTH ELECTRIC CONDUCTORS VOLTAGE >80V BUT NOT>1000V	4,852,917	6,127,476
85446000	OTHER ELECTRIC CONDUCTOR FOR VOLTAGE >1000V	1,595,937	3,293,131
85447000	OPTICAL FIBRE CABLES	971,327	1,575,819
85451100	ELECTRODES USED IN FURNACES	61,884	271,664
85451900	OTHER ELECTRODES	21,123	12,807
85452000	CARBON BRUSHES	55,910	60,063
85459010	OTHER CARBON MOTOR VEHICLE/TRACTOR	1,502	1,564
85459020	CARBON RODS DRY BATTERY CELLS	11,365	17,166
85459090	OTHER LAMP CARBON&CARBON ARTICLE	34,521	21,585
85461000	ELECTRICAL INSULATOR OF GLASS	5	3,321
85462000	ELECTRICAL INSULATOR CERAMICS	2,066,922	2,076,035
85469000	OTHER ELECTRICAL INSULATORS OTHER THAN GLASS,CERAMICS	350,883	339,830
85471000	INSULATING FITTINGS OF CERAMIC	4,140	206,027
85472000	INSULATING FITTINGS OF PLASTIC	14,870	14,034
85479000	OTHER INSULATING FITTINGS OF PLASTICS/CERAMICS	170,710	579,527
85481010	BATTERIES PLATES	-	13,386
85481090	OTH SCRAP OF CELL,BATTERY	954,282	1,605,043
85489000	OTHER,PARTS ELECTRIC MACHINE/APPARATUS NES	20,840	4,913
	TOTAL ELECTRICAL MACHINERY,EQUIP,PARTS	372,125,612	384,841,895
	RAILWAY, LOCOMOTIVE, ROLLING STOCK		
86011000	RAIL LOCOMO POWERED ELECTRICITY	1,794	194
86021000	DIESEL ELECTRIC LOCOMOTIVES	5,620,137	4,796,286
86029000	OTHER,RAIL LOCOMOTIVE,LOCOMOTIVE TENDERS	-	1,480
86031000	RAILWAY,TRAMWAY POWRD EXT ELEC	-	19,181,252
86040000	RAILWAY/TRAMWAY MAINTENANCE OR SERVICE VEHICLE	669,056	2,004,252
86063000	SELF DISCHARGING VANS,WAGONS	277	732,478
86069900	OTHER RAILWAY,TRAMWAY GOOD VAN/WAGONS(NSP)	3,065,277	1,077,627
86071100	DRIVING BOGIES&BISSSEL-BOGIES	-	1,202
86071900	OTHER INCLUDING PARTS AXELS/WHEEL	1,341,143	632,740
86072100	AIR BRAKES AND PARTS THEREOF	42,467	33,361
86072900	OTHER BRAKES LOCOMOTIVE&PARTS THEREOF	290,425	193,010
86073000	HOOKS,COUPLIN DEVICES,BUFFERS	137	942
86079100	OTHER PARTS OF LOCOMOTIVES	3,011,758	2,768,904
86079900	OTHER RAILWAY LOCOMOTIVE STOCK PART	2,075	9,288



PCT CHAPTER WISE BREAKUP OF IMPORTS

Rs. In Thousands

HSCODE	COMMODITY	Jul-Mar 2016-17	Jul-Mar 2017-18
	RAILWAY, LOCOMOTIVE, ROLLING STOCK		
86080000	RAILWAY/TRAMWAY TRACK FIXTURES	1,250,684	4,618,387
86090000	CONTAINERS DESIGNED & EQUIPPED FOR CARRIAGE BY 1 OR MORE MODES OF TRANSPORT	232,018	230,044
	TOTAL RAILWAY, LOCOMOTIVE, ROLLING STOCK	15,527,248	36,281,447
	VEHICLES OTHER THAN RAILWAY, ROLLING STOCK		
87011090	OTHER PEDESTRIAN CONTROLLED TRACTORS	-	1,427
87012010	ROAD TRACTOR CKD/SKD CONDITION	3,971,988	4,905,958
87012020	ROAD TRACT-S-TRAILER CBU<280hp	2,659,784	1,661,078
87012030	R-TRACTOR ANY KIT FORM-280HP/>	1,460,603	4,499,927
87012040	PEDEST CONT TRACTOR CBU>280HP	1,292,260	2,706,366
87012090	OTHER ROAD TRACTOR SEMI-TRAILER	50,481	50,237
87013010	TRACK-LAYING TRACTORS CKD/SKD	166	10,936
87013090	OTHER TRACK-LAYING TRACTORS	-	148,655
87019100	TRACK LAYING TRACTOR <18 KW	-	722
87019220	AGRI TRACT,ENG CAP>26KW <37 KW	-	3,928
87019290	OTH TRACT,ENG CAP>26 KW <37 KW	-	67,156
87019320	AGRICULTURE TACTOR-37 TO 75KW	3,741,006	3,782,874
87019390	OTHER TRACTORS 37 TO 75 KW	83,967	19,367
87019400	AGR TRACT,ENG CAP>75 KW<130 KW	-	47,124
87019500	AGRI TRACT,ENG CAP>130 KW	-	1,938
87021010	MOTOR VEHICLE DIESEL ENGINE CKD/SKD CONDITION OF 10 PERSONS	3,001,933	3,625,845
87021090	OTHER MOTOR VEHICLE DIESEL ENGINE 10-PERSON	4,992,993	4,114,911
87029090	OTHER MOTOR VEHICLE DIESEL ENGINE	524,577	1,007,178
87031000	MOTOR VEHICLE	22,408	32,617
87032111	COMP VEH,IN AKF,800CC,SP-IGNI	6,053,227	7,669,908
87032112	COMPONENTS,MINI VAN VEH,IN AKF	3,584,477	3,703,263
87032113	MINI VANS (CBU)	2,561,436	3,119,199
87032114	C-ASSEM/MANUF AU-RICKSHAW, AKF	666,071	621,723
87032119	OTH VEH CY-CAPACITY NOT>800CC	6,026,933	9,857,112
87032191	COMPEN VEH,IN AKF,800 -1000CC	11,417,081	19,086,442
87032194	COPM.A/M.MINI VAN AKF 800-1000	228,273	347,186
87032195	MINI VAN (CBU) 800CC-1000CC	21,329	25,605
87032199	OTH VEHICLES, 800CC TO 1000CC	4,289,162	5,252,199
87032210	VEHICLE 1000-1300CC CKD/SKD CONDITION	18,748,905	17,267,701
87032220	OTHER MOTOR VEHICLE 1000-1300CC	488,568	417,927
87032240	OTHER MOTOR VEHICLE >1300-1500CC	201,618	274,481
87032290	OTH VEH CYL-CPA 1000-1500CC	6,646,923	6,772,262

PCT CHAPTER WISE BREAKUP OF IMPORTS

Rs. In Thousands

HSCODE	COMMODITY	Jul-Mar	Jul-Mar
		2016-17	2017-18
	VEHICLES OTHER THAN RAILWAY, ROLLING STOCK		
87032311	COMPEN VEH,IN AKF1500-1800CC	11,266,897	14,816,315
87032319	OTH VEHICLE CYC 1500-3000CC	4,532,129	1,774,422
87032321	COMPEN VEH,IN AKF1800-3000CC	2,295,778	4,936,870
87032322	COPM.A/M.SPORTS VEH.1800-3000	28,619	1,030
87032323	SPORTS VEH(SUS.4X4)1800-3000	42,434	8,091
87032329	OTH VEHICLE CYC 1800-3000CC	3,433,187	2,319,373
87032490	OTH VEHICLE CYC EXCE- 3000CC	5,375,506	3,503,074
87033129	OTH VEH(DIES ENG)CY-800-1000CC	-	211
87033219	OTH VEH,CYC-1500-2500CC-DIESEL	21,881	5,458
87033222	COMP VH(SPORT-DI)1800-2500-AKF	-	3,429
87033223	SPORTS UTILITY VEHIC (SUVS 4X4	-	40,959
87033225	ALL TERRAIN VEH 4*4,1800-2500C	884	-
87033229	OTH VEH 1500-2500&1800-2500CC	12,724	42,481
87033310	COMP INDUS VEH>2500CC,AKF-DIES	-	1,663,849
87033390	OTH VEH CYC->2500CC,DIESEL	570,873	192,693
87034019	OTH.M.VEH SP.IG&ELEC =800CC	-	1,330
87034029	OTH VEH SP.IG&ELEC>800=1000C	-	2,226
87034032	VEH.SP.IG&ELEC>1000=1300CC	-	6,595
87034039	OTH.V.SP.IG&ELEC>1000=1300CC	-	5,841,022
87034049	OTH.V.SP.IG&ELEC>1500=1800CC	-	1,394,098
87034059	OTH.V.SP.IG&ELEC>1800=3000CC	-	97,351
87034069	OTH.VEH.SP.IG&ELEC>3000CC	-	172,138
87035039	OTH.V.DIES&ELEC>1000=1500CC	-	212,544
87035049	OTH.V.DIES&ELEC>1500=1800CC	-	38,649
87035059	OTH.V.DIES&ELEC>1800=2500CC	-	298,836
87035069	OTH.V.DIES&ELEC>1800=2500CC	-	11,958
87036039	OTH.VH.SP.IG&ELE CH>1000=1300C	-	14,681
87036049	OTH.VH.SP.IG&ELE CH>1500=1800C	-	3,673
87036059	OTH.VH.SP.IG&ELE CH>1800=3000C	-	321,385
87036069	OTH.VEH.SP.IG&ELE CHRGE>3000C	-	57,671
87037039	OTH.V.DIES&ELE CHRGE>1000=1500	-	659
87037049	OTH.V.DIES&ELE CHRGE>1500=1800	-	1,260
87037069	OTH.V.DIES&ELE CHRGE>2500CC	-	2,893
87038010	COPM.A/M.OF ELECTRIC VEH AKF	10,921	45
87038090	OTH .V. WITH ONLY ELEC. MOTOR	2,554	10,634
87039000	OTHER MOTOR CAR/MOTOR VEHICLE FOR PERSONS	14,749	13,032
87041010	DUMP TRUCKS WITH LIMITED SPEED	2,635	-

PCT CHAPTER WISE BREAKUP OF IMPORTS

Rs. In Thousands

HSCODE	COMMODITY	Jul-Mar	Jul-Mar
		2016-17	2017-18
	VEHICLES OTHER THAN RAILWAY, ROLLING STOCK		
87041090	OTH MOTOR VEHICLES FOR GOODS	3,793,409	2,691,167
87042110	OTHER VEHICLE DIESEL G.V.W<5 TON CKD/SKD CONDITION	5,123,009	7,423,410
87042190	OTHER VEHICLE DIESEL G.V.W < 5 TON	1,874,618	3,522,980
87042211	CA,VEH GOODS,AKF,5-8-TON,DIESE	2,681,005	3,979,702
87042212	GVW>5TON <8TON CBU 2 AXLE	14,693	959,706
87042213	GVW>5TON <8TON CBU ABOVE 2 AXL	10,844	1,957
87042214	GVW>5TON<8TON HYB.ELEC.VEH.CBU	-	847
87042219	OTH VEH FOR GOODS 5-20 TON,DIE	1,501,840	70,689
87042291	CA,VEH GOODS,AKF,5-20-TON,DIES	2,262,237	4,106,865
87042292	GVW >8TON <20TON CBU 2 AXLE	67,634	1,036,342
87042293	GVW >8TON <20TON CBU ABOVE 2 A	1,002,497	194,816
87042299	OTH ,VEH GOODS,5-20-TON,DIESEL	582,639	243,568
87042310	VEHICLE >20 TONNES CKD/SKD DIESEL	1,175,442	682,043
87042320	GVW EXCEED. 20TON CBU 2 AXLE	13,799	-
87042330	GVW EXCEED 20TON CBU ABOVE 2 A	369,007	1,422,291
87042390	OTHER VEHICLE DIESEL >20 TONNES	4,632,810	488,736
87043110	VEHICLE NOT EXCEEDING 5 TONNES CKD/SKD	3,269,276	3,548,290
87043120	COPM.AS/MU. MINI CARGO VAN.AKF	9,352	66,532
87043130	MINI CARGO VAN(CBU)	-	2,963
87043140	COPM.A/M.3-WH CARGO LOADER.AKF	198,995	684,370
87043150	3-WHEELER CARGO LOADER(CBU)	49,940	730,083
87043190	OTHER VEHICLE NOT EXCEEDING 5 TONNES	123,389	160,226
87043290	OTHER VEHICLE EXCEEDING 5 TONNES	-	1,292
87049090	OTHER VEHICLE FOR TRANSPORT OF GOODS	480	1,412
87051000	CRANE LORRIES	2,417,785	1,559,172
87053000	FIRE FIGHTING VEHICLES	48,353	228,911
87054000	CONCRETE-MIXER LORRIES	1,070,824	1,023,702
87059000	OTHER SPECIAL PURPOSE MOTOR VEHICLE	4,840,241	1,803,999
87060000	CHASSIS WITH ENGINE FOR MOTOR VEHICLE OF HEADINGS 87.01-87.05	-	85
87071000	BODIES/CABS,VEHICLE OF HEADING 87.03/MOTOR-CARS	236,577	34,839
87079010	BODIES M-VEH H-87042190&3190	37,221	866
87079090	BODIES OTH M-VEH H-8701TO 8705	298,781	44,671
87081010	BUMPERS(SHEET METAL)FOR VEHICLES OF SUB-HEADING 8701.2020, .2090, .9040 & .9060	6,726	2,168
87081020	FR/RE BUMPERS ETC M-CAR H-8703	49,983	51,612
87081090	OTH BUMPERS AND PARTS THEREOF	414,208	140,010
87082110	SAFETY SEAT BELTS M-CAR,H-8703	32,306	30,395
87082120	SAFETY SEAT BELTS VEH,H-8701,4	36	453

PCT CHAPTER WISE BREAKUP OF IMPORTS

Rs. In Thousands

HSCODE	COMMODITY	Jul-Mar	Jul-Mar
		2016-17	2017-18
	VEHICLES OTHER THAN RAILWAY, ROLLING STOCK		
87082190	OTHER SAFETY SEAT BELTS	268,344	392,483
87082911	PARTS/ACCE OF BODIES VH-H-8701	2,966	21,321
87082919	OTH PARTS /ACC OF BODIES M-VEH	3,710	4,192
87082920	BODY PARTS, VH-H-87021090,9090	2,160	35
87082931	AIR OUTLET ASSEMB M-CAR H-8703	562,895	696,799
87082932	BODY PARTS OF VEH H-8703.2113	48,875	168,413
87082939	BODY PARTS OF VEH H-8703.2190	5,450,435	8,255,180
87082941	BODY PARTS OF VEH H-8704.2190	90,634	10,743
87082942	BODY PARTS OF VEH H-8704.2219	44	67
87082949	BODY PARTS OF OTH VEHICLES	40,095	91,178
87082990	PARTS/ACC M-VEH H-8701 TO 8705	327,249	464,211
87083010	BRAKES VEH H-87032115-87043190	19,289	36,721
87083020	BRAKE PATS H-87021090,.9090	33,267	50,458
87083031	BRAKE PART VH-H-87042190&.3190	3,770	4,466
87083032	BRAKE- P V-8704.2219,2299,2390	1,572	1,043
87083039	OTH BRAKE PATS VH-H-8704.22&23	124,016	245,495
87083090	OTHER BRAKE PATS OF OTHER VEH	693,777	877,816
87084010	GEAR BOXES FOR AGRI-TRACTOR	660	1,957
87084090	OTHER GEAR BOXES FOR VEHICLE	1,552,944	2,874,144
87085010	BUILT UP DRIVE AXE VH-8701,2,4	69,597	123,676
87085020	BUILT UP DRIVE AXEL AGRI-TRACT	132,396	96,901
87085090	DRIVE AXLES WITH DIFFERENTIAL	508,629	539,344
87087010	ROAD WHEELS,RIMS-CARS H-8703,4	72,508	168,114
87087020	ROAD WHE,RIM,VEH-8701,2,4(6X2)	443,421	693,616
87087090	OTH ROAD WHEELS,PARTS & ACCE	255,989	433,032
87088010	SUSPE S-ABSORBERS CARS 87.03,4	28,790	58,927
87088020	PIN FOR SHOCK ABSORB (4X2 VEH)	76	1,062
87088090	OTH SUSPENSION SHOCK-ABSORBERS	1,508,432	1,228,881
87089110	RADIATORS WITH ALUMINUM CORE	12,866	62,520
87089120	RADI O/TH ALU CORE CAR-8703,4	618	7,519
87089130	RADI O/T ALU CORE VH-8701,4*4	1,038	781
87089190	OTH PARTS AND ACCESSORIES	214,263	281,100
87089210	SILENCERS,EXH-PIPE CAR 87.03,4	2,522	11,333
87089220	SILENCER,EXH-PIPE VEH-8701,2,4	2,385	857
87089290	OTH SILENCER AND EXH-PIPE	20,087	23,976
87089310	UPP/LOWER PLA CLUCH CAR 8703,4	4,271	4,230
87089320	LOWER PLATE CLUCH VH-87032193	107	8,565

PCT CHAPTER WISE BREAKUP OF IMPORTS

Rs. In Thousands

HSCODE	COMMODITY	Jul-Mar	Jul-Mar
		2016-17	2017-18
	VEHICLES OTHER THAN RAILWAY, ROLLING STOCK		
87089390	OTH CLUTCHES AND PARTS VEH	200,484	269,311
87089410	STEERING WHEELS M-CARS 8703,4	2,621	8,502
87089420	STEERING GEARS CAR-8703-800CC	40	131
87089490	OTH STEERING WHEELS/BOXES	551,734	792,547
87089500	SAFETY AIRBAGS INFLATER SYSTEM	527	2,320
87089910	O-PART VEH H-87012020,90,40,60	5,538	124,273
87089920	COMPONEN FOR VEH-87021090&9090	322	5,140
87089930	COMPONENTS MOTOR CAR H-8703	54,086	151,913
87089940	COMPONENTS VH-87042190,3190	38,555	88,368
87089950	COMPONEN VH-87042219,2290,2390	514	1,129
87089990	PARTS & ACCESSORIES OF MOTOR VEHICLES	5,008,919	6,416,616
87091100	WORK TRUCKS SELF-PROPELLED ELECTRICAL	672	9,081
87091900	OTHER WORK TRUCK SELF PROPELLED NOT-FITTED WITH LIFTING/HANDLING EQUIPMENT	194,513	197,353
87099000	PARTS,H-NO.87.09 OF WORK TRUCK	100,273	10,447
87100010	ARMOURED CASH CARRYING VEHICLE	28,201	112,282
87100090	TANKS,OTH ARMOUD FITGHING VEH	118,156	849
87111090	OTHER MOTOR CYCLE NOT EXCEEDING 50CC	85	2,162
87112010	MOTOR CYCLE 50-250 CC CKD/SKD CONDITION	6,935,019	8,457,711
87112090	OTHER MOTOR CYCLE CAPACITY 50-250CC	37,504	138,812
87113020	MOTOR CYCLE IN CKD/SKD CONDITION	-	79,149
87113090	OTH MOTOR CYCLES,OF A CYLINDER	656	130,560
87114090	OTH MOTORECYCLE 500-800CC	107,876	92,920
87115090	OTH MOTORCYCLE EXCEDING 800CC	63,577	124,637
87116020	ELEC-POW 2-WHEEL DEVICE(HOVER)	-	1,227
87116090	OTH. ELECTRIC M.CYLCLC	1,303	5,383
87119010	OTHER MOTOR CYCLE ,CKD/SKD CONDITION	-	116
87119090	OTHER MOTOR CYCLE/MOPEDS	1,019	549
87120000	BICYCLES,OTHER DELIVERY TRICYCLES, NOT MOTORISED	578,998	1,108,424
87131000	CARRIAGES FOR DISABLED PERSONS, NOT MECHANICALLY PROPELLED	291,632	302,714
87139000	OTHER INVALID CARRIAGES MOTORISED	13,924	14,125
87141010	SADDLES OF MOTORCYCLES,MOPEDS	1,412	6
87141020	COMPONNENT FOR VEHICLE-H-8711	1,262,704	1,566,200
87141030	DRUM GEAR SHIFT OF VEHI-H-8711	67,387	89,628
87141040	COMPONENTS FOR VEH HEAD 87.11	464,985	513,245
87141090	OTH PART ACC VEH H-87.11-87-13	3,723,357	3,782,533
87142000	PART ACCESSORIES OF CARRIAGES FOR DISABLED PERSONS	887	1,477
87149100	FRAMES,FORKS & PARTS THEREOF	1,019	2,449

PCT CHAPTER WISE BREAKUP OF IMPORTS

Rs. In Thousands

HSCODE	COMMODITY	Jul-Mar	Jul-Mar
		2016-17	2017-18
	VEHICLES OTHER THAN RAILWAY, ROLLING STOCK		
87149200	WHEEL RIMS AND SPOKES	19,059	30,222
87149310	FREE WHEEL SPRO BICYCLE H-8712	66,131	92,394
87149390	OTH FREE WHEEL SPROCK BICYCLE	3,532	3,027
87149400	BRAKES,COASTER BRAKING HUBS,HUB BRAKES,& PARTS THEREOF	18,969	22,769
87149500	OTHER, SADDLES	22,333	43,164
87149600	PEDALS,CRANK-GEAR,& PARTS THEREOF	12,180	6,478
87149900	OTHER,PARTS AND ACCESSORIES	180,030	223,473
87150000	BABY CARRIAGES & PARTS THEREOF	49,481	110,423
87161090	OTH TRAILER/S-TRAILER CRV TYPE	-	355,505
87162090	OTH SELF-LOADING/UN-AG-TRAILER	-	2,680
87163190	TRAILERS FOR TRANSPORT GOODS	221,584	86,990
87163910	COMPONEN OTH TRAILERS IN AKF	2,369	-
87163990	OTH TRAILERS/SE-TRAILERS GOODS	203,605	583,432
87164090	OTH TRAILERS & SEMI -TRAILERS	286,245	25,483
87168010	COMPO FOR OTH VEH IN ANY KIT-F	90	35
87168090	OTHER VEH NOT MANHNICALLT PROP	209,904	243,864
87169000	PARTS,TRAILER SEMI-TRAILER, H87.16	435,743	555,411
	TOTAL VEHICLES OTHER THAN RAILWAY, ROLLING STOCK	182,652,347	220,786,152
	AIRCRAFT, SPACECRAFT AND PARTS THEREOF		
88010000	GLIDERS AND HANG GLIDERS	-	1,252
88021200	HALICOPTER UNLADEN WEIGHT>2000 KG	-	93,799
88022000	AEROPLANE,AIRCRAFT,UNLADEN WEIGHT NOT >2000KG	1,278	-
88024000	AEROPLANE UNLADEN WEIGHT>15000KG	862,668	5,625,837
88031000	PROPELLERS,ROTORS & PARTS THEREOF	90	1,705
88032000	UNDER CARRIAGES/PARTS THEREOF	1,992	10,858
88033000	OTHER PARTS OF AEROPLANE/HELICOPTER	1,179,086	1,210,579
88039000	OTHER PARTS OF H-88.01 OR 88.02	2,611,367	3,923,694
88040000	PARACHUTES AND ROTOCHUTES,PARTS & ACCESSORIES THEREOF	4,637	927
88052100	AIR COMBAT SIMULATORS & PARTS	86,583	-
88052900	OTHER GROUND FLYING TRAINER ,PART	720	1,130
	TOTAL AIRCRAFT, SPACECRAFT AND PARTS THEREOF	4,748,421	10,869,781
	SHIP, BOATS & FLOATING STRUCTURES		
89011000	CRUISE SHIPS,BOATS FOR PERSONS	7,476	281,534
89012000	TANKERS	-	30,296,970
89019000	OTHER VESSELS FOR PERSONS/GOODS	81,339	1,985,005
89031000	INFLATABLE YACHTS&OTHER VESSEL FOR PROCESSING/PRESERVING FISHERY PRODUCTS	31,974	4,672

PCT CHAPTER WISE BREAKUP OF IMPORTS

Rs. In Thousands

HSCODE	COMMODITY	Jul-Mar 2016-17	Jul-Mar 2017-18
	SHIP, BOATS & FLOATING STRUCTURES		
89039100	SAILBOATS,WITH/WITH OUT AUXILIARY-MOTOR	14,850	-
89039200	MOTORBOAT,OTHER THAN OUTBOARD MOTOR-BOATS	320	6,184
89039900	OTH INFLATABLE YACHTS	6,214	22,763
89040000	TUGS AND PUSHER CRAFT.	57,518	146,146
89051000	DREDGERS	2,860,094	33,987
89059000	OTH LIGHT VESSELS,FLO-CRANES	708,404	754,188
89069000	OTHER VESSELS & LIFEBOATS	12,789	-
89071000	INFLATABLE RAFTS	3,464	-
89079000	OTHER; FLOATING STRUCTURES	88,622	34,242
89080000	VESSEL,FLOATING-STRUCTOR FOR BREAKING UP	25,891,358	37,710,443
	TOTAL SHIP, BOATS & FLOATING STRUCTURES	29,764,422	71,276,134
	OPTICAL,PHOTOGRAPHIC,CINEMATOGRAPHIC,MEASURING,MEDICAL OR SURGICAL INSTRUMENTS AND APPARATUS,PARTS AND ACCESSORIES		
90011000	OPTICAL FIBRES,OPTICAL FIBRE BUNDLES AND CABLES	370,916	551,605
90013000	CONTACT LENSES.	21,991	29,198
90014000	SPECTACLE LENSES OF GLASS.	34,058	55,854
90015000	SPECTACLE LENSES OF OTHER MATERIAL	15,926	14,768
90019000	OTHER LENSES, PRISMS, MIRRORS	2,546	7,852
90021100	OBJETIVE LENSES FOR CAMERA/PROJECTORS OR PHOTOGRAPHIC ENLARGERS OR REDUCERS	16,895	22,961
90021900	OTHER OBJECTIVE LENSES.	7,034	25,136
90022000	FILTERS	411	2,427
90029000	OTHER,MOUNTED OPTICAL ELEMENTS	16,491	25,656
90031100	FRAMES,MOUNTINGS OF PLASTICS	2,735	43,215
90031900	FRAMES,MOUNTING OF OTHER MATERIAL	82,535	206,559
90039000	PART FOR FRAMES&MOUNTINGS FOR SPECTACLES	1,007	1,392
90041000	SUNGLASSES	284,142	403,246
90049000	OTHER SPECTACLES,GOGGLE&THE LIKE,CORRECTIVE, PROTECTIVE OR OTHER	64,074	80,435
90051000	BINOCULARS	107,556	23,844
90058000	OTHER INSTRUMENTS	20,870	10,360
90059000	PARTS & ACCESSORIES (INCLUDING MOUNTINGS)	1,583	731
90061000	CAMERA FOR PREPARING PRINTING PLATES OR CYLINDERS	-	10
90063000	CAMERA USED IN UNDERWATER SURVEY	2,558	1,984
90064000	INSTANT PRINT CAMERAS	30	1,560
90065100	CAMERA(SLR-SINGLE LENS REFLEX) FOR ROLL FILM OF WIDTH NOT >35MM	-	42
90065900	OTHER CAMERA PHOTOGRAPHIC NS	1,478	1,825
90066100	DISCHARGE LAMP(ELECTRONIC) FLASHLIGHT APPARATUS	8	827
90066900	OTHER PHOTOGRAPHIC FLASHLIGHT APPARATUS	3,279	2,469

PCT CHAPTER WISE BREAKUP OF IMPORTS

Rs. In Thousands

HSCODE	COMMODITY	Jul-Mar	Jul-Mar
		2016-17	2017-18
	OPTICAL, PHOTOGRAPHIC, CINEMATOGRAPHIC, MEASURING, MEDICAL OR SURGICAL INSTRUMENTS AND APPARATUS, PARTS AND ACCESSORIES		
90069100	PARTS, ACCESSORIES PHOTOGRAPHIC CAMERA	8,359	13,277
90069900	PART, ACCESSORIES PHOTOGRAPHIC FLASHLIGHT APPARATUS	9,075	9,094
90071000	CINEMATOGRAPHIC CAMERAS S-R/RE	742	848
90072000	CINEMATOGRAPHIC PROJECTORS	34,887	16,156
90079100	PARTS, ACCESSORIES FILM CAMERA	1,160	5,418
90079200	PARTS, ACCESSORIES FOR FILM PROJECTOR	5,332	2,433
90085000	PROJECTORS, ENLARGERS & REDUCERS	2,047	201
90089000	PARTS/ACCESSORIES OF HEADING NO.90.08	901	2,799
90101000	APPARATUS, EQUIPMENT AUTOMATICALLY DEVELOPING FILM	34,557	24,610
90105000	OTHER APPARATUS EQUIPMENT PHOTO-GRAPHIC LABORATORIES	8,801	17,406
90106000	PROJECTION SCREENS	26,687	61,382
90109000	PART ACCESSORIES OF APPARATUS/EQUIPMENT H-90.10	8,847	23,954
90111000	STEREOSCOPIC MICROSCOPES	7,186	28,994
90112000	OTHER MICROSCOPES, PHOTO-MICROGRAPHY, CINEPHOTOMICROGRAPHY OR MICROPROJECTION	2,550	1,176
90118000	OTHER MICROSCOPES	301,498	204,724
90119000	PARTS, ACCESSORIES OF OPTICAL MICROSCOPE	2,696	6,966
90121000	MICROSCOPE OTHER THAN OPTICAL MICRO-SCOPES; IFFRACTION APPARATUS	93,470	45,568
90129000	PARTS, ACCESSORIES MICRO-SCOPE OTHER THAN OPTICAL MICROSCOPES;	422	16,831
90131000	TELESCOPIC SIGHTS FITTING TO ARMS	11,805	3,253
90132000	LASERS OTHER THAN LASER DIODES	32,003	54,170
90138000	OTHER DEVICES APPLIANCES & INSTRUMENTS	355,773	568,284
90139000	PARTS, ACCESSORIES OF SUB GROUP-90.13	15,200	9,918
90141000	DIRECTION FINDING COMPASSES	1,563	7,373
90142000	INSTRUMENTS/APPLIANCES FOR AERONAUTICAL OR SPACE NAVIGATION	242,415	274,023
90148000	OTHER INSTRUMENTS/APPLIANCES (NAVIGATIONAL)	6,202	57,903
90149000	PART, ACCESSORIES OF SUB GROUP OF 90.14	997	1,748
90151000	RANGEFINDERS	5,659	45,894
90152000	THEODOLITES AND TACHEOMETERS	13,499	21,900
90153000	LEVELS	50,247	48,862
90154000	PHOTOGRAMMETRICAL SURVEYING INSTRUMENTS/APPLIANCES	114	589
90158000	OTHER INSTRUMENTS AND APPLIANCE	1,586,976	1,718,518
90159000	PARTS AND ACCESSORIES OF SUB GROUP 90.15	998,668	283,626
90160010	BALANCES, ELECTRONIC	26,329	36,995
90160090	OTHER BALANCES OF SENSITIVITY OF 5 CG OR BETTER, WITH OR WITHOUT WEIGHTS	11,423	43,630
90171010	TEXTILE GARMENT DESIGNING MACHINES, WITH CAD/CAM/CIM SYSTEM	12,714	25,052
90171090	OTHER TEXTILE GARMENT DESIGNING MACHINES	7,530	12,101
90172000	OTHER DRAWING MARKING OUT/MATHMATICAL CALCULATING INSTRUMENTS	112,923	131,295

PCT CHAPTER WISE BREAKUP OF IMPORTS

Rs. In Thousands

HSCODE	COMMODITY	Jul-Mar	Jul-Mar
		2016-17	2017-18
	OPTICAL, PHOTOGRAPHIC, CINEMATOGRAPHIC, MEASURING, MEDICAL OR SURGICAL INSTRUMENTS AND APPARATUS, PARTS AND ACCESSORIES		
90173010	MICROMETERS	11,125	9,087
90173020	CALLIPERS AND GAUGES	50,925	49,081
90178010	MEASURING RODS AND TAPES	116,074	120,233
90178090	OTHER INSTRUMENT FOR MEASURING LENGTH	47,178	31,426
90179000	PARTS/ACCESSORIES OF SUB GROUP 90.17	11,193	8,532
90181100	ELECTRO-CARDIOGRAPHS	50,840	113,288
90181200	ULTRASONIC SCANNING APPARATUS	524,839	1,556,385
90181300	MAGNETIC RESONANCE IMAGING APPARATUS	1,834,245	1,189,772
90181400	SCINTIGRAPHIC APPARATUS	26,949	213,935
90181900	OTHER ELECTRO-DIAGNOSTIC APPARATUS	2,240,135	5,416,323
90182000	ULTRA VIOLET/INFRA-RED RAY APPARATUS	666	64,232
90183110	SYRINGES WITH NEEDLES	1,965,109	2,262,997
90183120	SYRINGES WITHOUT NEEDLES	43,042	85,931
90183200	TUBULAR METAL NEEDLE/NEEDLES FOR SUTURES	257,569	298,846
90183910	DEXTROSE, SALINE INFUSION SETS	22,060	22,010
90183920	DEXTROSE & SALINE INFUSION SET, NEEDLES	670,351	914,632
90183931	SUCTION CATHETER	16,110	9,108
90183932	PULMONARY ARTERY CATHETER	11,541	-
90183933	FOLY'S CATHETER	22,860	68,276
90183939	OTHER CATHETER	893,797	1,354,844
90183940	CANNULA	818,003	824,369
90183950	SURGICAL NEEDLES	61,017	50,488
90183960	ENDO TRACHEAL TUBE CATHETER	30,512	45,855
90183970	BALLOONS CATHETER	11,667	3,664
90183990	OTHER NEEDLES, CATHETERS, CANNULA ETC	3,590,399	5,164,915
90184100	DENTAL DRILL ENGINES, DENTAL EQUIPMENT	6,601	3,382
90184900	OTHER; INSTRUMENT/APPLIANCES USED IN DENTAL SCIENCE	72,231	192,999
90185000	OTHER, OPHTHALMIC INSTRUMENT & APPLIANCES	397,410	465,101
90189010	ANESTHESIA APPARATUS	231,132	367,493
90189020	STETHOSCOPES	66,912	110,046
90189030	SURGICAL SCISSORS	5,394	85,866
90189040	SURGICAL KNIVES	15,021	19,434
90189050	SPHYGMOMANO-METER	225,133	355,186
90189060	INFANT INCUBATORS	31,879	51,125
90189070	FIBRE DIALIZERS	164,393	75,178
90189090	OTHER INSTRUMENT, APPLIANCES USED IN MEDICAL/SURGICAL/VETERINARY	7,132,043	8,793,193
90191000	MECHANO-THERAPY, MESSAGE/PSYCHOLOGICAL APTITUDE TESTING APPARATUS	228,303	268,359

PCT CHAPTER WISE BREAKUP OF IMPORTS

Rs. In Thousands

HSCODE	COMMODITY	Jul-Mar	Jul-Mar
		2016-17	2017-18
	OPTICAL,PHOTOGRAPHIC,CINEMATOGRAPHIC,MEASURING,MEDICAL OR SURGICAL INSTRUMENTS AND APPARATUS,PARTS AND ACCESSORIES		
90192010	OXYGENATOR WITH ACCESSORIES	374,979	395,933
90192020	OZONE THERAPY APPARATUS	170	40
90192030	ACROSOL THERAPY APPARATUS	258,401	378,234
90192090	OTHER THERAPEUTIC RESPIRATION APPARATUS	249,910	647,783
90200010	GAS MASKS	25,119	25,273
90200020	OTHER BREATHING APPLIANCES	137,581	218,838
90211000	ORTHOPAEDIC/FRACTURE APPLIANCES	64,299	67,717
90212100	ARTIFICIAL TEETH	1,056	1,700
90212900	OTHER; DENTAL FITTINGS	6,218	27,835
90213100	ARTIFICIAL JOINTS	452,252	547,165
90213900	OTHER ARTIFICIAL PARTS OF BODY	1,113,746	1,472,761
90214000	HEARING AIDS,EXCLUDING PART/ACCESSORIES	51,110	178,470
90215000	PACEMAKERS FOR STIMULATING HEART MUSCLES,	277,150	607,352
90219000	OTHER;APPLIANCES WORN/CARRIED/IMPLANTED IN BODY TO COMPENSATE DEFECT/DISABILITY	87,763	244,104
90221200	APPARATUS FOR X-RAY,MEDICAL,SURGICAL,DENTAL USES	912,485	1,660,499
90221300	OTHER, APPARATUS X-RAY DENTAL USES	6,674	61,326
90221400	OTHER ,X-RAY APPARATUS FOR MEDICAL,SURGICAL	1,220,207	3,300,530
90221900	OTHER, APPARATUS BASED ON USE OF X-RAY	267,670	513,481
90222100	APPARATUS FOR USE OF ALPHA,BETA RADIATIONS	53,306	381,875
90222900	APPARATUS FOR ALPHA,BETA GAMMA RADIATIONS	340,332	122,468
90223000	X-RAY TUBES	63,261	96,272
90229000	OTHER,APPARATUS BASED X-RAY,ALPHA,BETA,GAMMA RADIATIONS	174,058	277,756
90230000	APPARATUS,INSTUMENT,DESIGNED FOR DEMONSTRATIONAL PURPOSES	708,176	1,474,620
90241000	HARDNESS/STRENGTH/COMPRESSIBILITY TESTING MACHINES & APPLIANCES	61,442	114,001
90248000	OTHER,HARD,STRENGTH,COMPRESSIBILITY TESTING MACHINES	438,726	548,409
90249000	PARTS ACCESSORIES OF SUB GROUP 90.24	52,760	66,752
90251110	THERMOMETERS CLINICAL	41,325	84,820
90251190	OTHER,LIQUID-FILLED THERMOMETER	43,568	46,414
90251900	OTHER THERMOMETERS/PYROMETERS	151,425	248,961
90258010	HYDROMETERS	11,645	6,401
90258020	PSYCHROMETERS	222	3,475
90258030	TEMPERATURE GUAGES AG -TRACTOR	1,546	312
90258090	OTHER,INSTRUMENT RECORDING COMBINATION	196,187	294,852
90259000	PARTS,ACCESSORIES SUB GROUP- 90.25	67,822	73,651
90261010	FUEL GUAGES FOR AGRI-TRACTOR	3,957	48
90261020	OIL LEVEL INDICATOR AG-TRACTOR	2,175	542
90261030	OTH MEASURIN APPA FOR M-VEH	50,448	34,819

PCT CHAPTER WISE BREAKUP OF IMPORTS

Rs. In Thousands

HSCODE	COMMODITY	Jul-Mar	Jul-Mar
		2016-17	2017-18
	OPTICAL, PHOTOGRAPHIC, CINEMATOGRAPHIC, MEASURING, MEDICAL OR SURGICAL INSTRUMENTS AND APPARATUS, PARTS AND ACCESSORIES		
90261090	OTH MEASURIN APPA FOR LIQUIDS	527,810	346,606
90262000	APPARATUS, MEASURING/CHECKING PRESSURE.	697,112	790,942
90268000	OTHER, APPARATUS, MEASURING VARIABLES OF LIQUID/GASES	1,524,465	1,877,732
90269000	PARTS, ACCESSORIES OF SUB GROUP 90.26.	501,693	228,198
90271000	GAS/SMOKE ANALYSIS APPARATUS.	500,972	327,866
90272000	CHROMATOGRAPHS/ELECTROPHORESIS INSTRUMENTS	505,661	855,201
90273000	SPECTROMETER, SPECTROPHOTOMETERS & SPECTROGRAPH USING OPTICAL RADIATIONS	481,879	541,812
90275000	OTHER, INSTRUMENT USING OPTCAL RADIATION	1,744,935	1,165,478
90278000	OTHER, INSTRUMENT FOR PHYSICAL OR CHEMICAL ANALYSIS	2,717,387	3,302,136
90279000	MICROTOMES; PARTS/ACCESSORIES APPARATUS-90.27	729,373	520,594
90281000	GAS METERS	439,410	2,563,748
90282000	LIQUID METERS	14,761	10,064
90283000	ELECTRICITY METERS	172,618	276,684
90289010	SHAFT/ASSEMBLY ELECTRIC METER	22,226	56
90289020	OTHER PARTS FOR ELECTRIC METER	251,477	73,756
90289090	OTHER PRODUCTION/CALIBRATING METERS	472,637	427,438
90291010	TAXIMETERS AND PEDOMETERS	-	115
90291020	MILEO METERS	85	158
90291090	OTHER; PRODUCTION COUNTERS&LIKE; SPEED INDICATORS&TACHOMETERS	19,619	14,232
90292011	SPEED INDICATOR- VEH-8703,11,4	3,588	4,497
90292012	RPM METER FOR AGRI -TRACTOR	347	-
90292013	SPEED INDICATORS FOR OTH M-VEH	15,365	78,723
90292019	OTH SPEED INDICATOR/TACHOMETER	50,266	36,157
90292020	STROBOSCOPES	2,585	1,979
90299000	PARTS ACCESSORIES OF ARTICLE H- 90.29	129,278	149,951
90301000	INSTRUMENT/APPARATUS, MEASURE IONISING RADIATIONS	121,581	95,449
90302000	CATHODE-RAY OSCILLIOSCOPE/OSCILLIOGRAPHS	34,366	36,107
90303100	MULTIMETERS	44,532	93,223
90303200	MULTIMETER WITH RECORD DEVICE	20,421	52,991
90303310	BATTERY METER FOR AGR -TRACTOR	104	124
90303320	OTH METERS FOR M-CARS & VEHICL	1,385	6,658
90303330	AMPERE-METER	26,324	48,625
90303390	OTH APPA (MEASURING RADIATION)	411,666	190,565
90303900	O-OSCILLOSCOPE W-RECOD DEVICE	39,430	123,629
90304000	OTHER, INSTRUMENT, SPECIALLY DESIGNED FOR TELECOMMUNICATIONS(CROSS TALK METER ETC)	174,645	465,365
90308200	OTHER, INSTRUMENT, MEASURE OR CHECK SEMICONDUCTOR WAFERS/DEVICE	8,454	1,349
90308400	OTH, APPA, WITH RECORDING DEVIC	60,469	31,602

PCT CHAPTER WISE BREAKUP OF IMPORTS

Rs. In Thousands

HSCODE	COMMODITY	Jul-Mar	Jul-Mar
		2016-17	2017-18
	OPTICAL,PHOTOGRAPHIC,CINEMATOGRAPHIC,MEASURING,MEDICAL OR SURGICAL INSTRUMENTS AND APPARATUS,PARTS AND ACCESSORIES		
90308900	OTHER,INSTRUMENT,MEASURE ELECTRICAL QUANTITIES.	284,029	378,223
90309000	PARTS ACCESSORIES OF SUB GROUP 90.30	27,290	46,744
90311000	MACHINE BALANCING MECHANICAL PARTS	39,274	82,710
90312000	TEST BENCHES	17,215	252,358
90314100	OTHER,OPTICAL INSTRUMENT CHECKING SEMICONDUCTOR WAFERS OR DEVICES	168	142
90314900	OTHER,OPTICAL INSTRUMENT & APPLIANCES.	1,355,952	584,585
90318000	OTHER,INSTRUMENT APPLIANCES & MACHINES.	1,907,731	1,702,924
90319000	PART,ACCESSORIES OF ARTICLE H- 90.31	202,188	254,692
90321010	THERMOSTAT REFRIGERATOR / AIRCONDITIONERS	282,114	327,252
90321090	OTHER THERMOSTAT	95,030	115,973
90322000	MANOSTAT(PRESSURE REGULATORS)	9,426	14,564
90328100	OTHER,INSTRUMENT/APPARATUS HYDRAULIC OR PNEUMATIC	27,772	125,832
90328910	TEMP CONT SWIT VEH-H-8703.2115	326	15,629
90328920	OTH SWITCHES FOR M-CARS/VEH	18,911	27,432
90328990	OTH AUTOMATIC CONT INSTUMENTS	3,474,624	4,319,262
90329000	PARTS,ACCESSORIES OF ARTICLE H- 90.32	86,900	155,264
90330010	PART ACCESSORIES MEDICAL APPLIANCES OF HEARING AIDS	2,679	3,863
90330020	PACING WIRE	517	562
90330090	OTHER,PARTS ACCESSORIES(NOT ELSEWHERE SPECIFIED)MACHINES/APPLIANCES/APPRAT CH-90	281,264	523,128
	TOTAL OPTICAL,PHOTOGRAPHIC,CINEMATOGRAPHIC,MEASURING,MEDICAL OR SUR	55,555,545	73,902,956
	CLOCKS AND WATCHES AND PARTS THEREOF		
91011100	WRIST WATCHES,ELECTRICALLY OPERATED,MECHANICAL DISPLAY ONLY	340	3,387
91011900	OTHER,WRIST WATCH,BATTERY POWERED	24,436	240,335
91012100	OTHER,WRIST-WATCH,AUTOMATIC WINDING	55	-
91012900	OTHER,WRIST-WATCH,WHETHER OR NOT INCORPORATING STOP-WATCH FACILITY	3,350	3,227
91019100	OTHER,POCKET-WATCH ELECTRICALLY OPERATED	6	43
91019900	OTHER,POCKET-WATCHES&OTHER WATCHES	5,024	2,940
91021100	WRIST WATCH,ELECTRICALLY OPERATED,MECHANICAL DISPLAY	21,924	97,945
91021200	WRIST WATCH,ELE OPE,ELEC DISPL	-	87
91021900	OTHER,WRIST WATCH,BATTERY ,PRECIOUS METAL	133,503	271,780
91022100	OTHER,WRIST-WATCH,AUTOMATIC WIND	1,816	13,991
91022900	OTHER,WRIST-WATCH,OTHER THAN PRECIOUS METAL	1,137,601	321,311
91029100	OTHER, POCKET-WATCH ELECTRICALLY OPERATED	22	4
91029900	OTHER,POCKETWATCH OTHER THAN PRECIOUS METAL	36,214	7,292
91031000	CLOCK WATCH MOVE ELECTRICALLY OPERATED	178	138
91039000	OTHER,CLOCKS WATCH MOVEMENT EXCLUDING CLOCKS OF H-91.04	1,838	6,333

PCT CHAPTER WISE BREAKUP OF IMPORTS

Rs. In Thousands

HSCODE	COMMODITY	Jul-Mar	Jul-Mar
		2016-17	2017-18
	CLOCKS AND WATCHES AND PARTS THEREOF		
91040010	INSTRUMENTAL PANEL CLOCK FOR AIR/SPACE CRAFT.	49	211
91040030	CLOCKS FOR M-CARS & VEHICLES	36	130
91040090	OTHER,INSTRUMENT PANEL CLOCK VEHICLE/VESSELS	-	22
91051100	ALARAM CLOCK,ELECTRICALLY OPERATED.	5,942	10,909
91051900	OTHER, ALARAM CLOCK	6,596	14,950
91052100	WALL CLOCK,ELECTRICALLY OPERATED	44,517	25,833
91052900	OTHER, WALL CLOCKS	66,237	89,336
91059100	OTHER,CLOCK ELECTRICALLY OPERATED	5,557	11,372
91059900	OTHER, CLOCKS,NOT ELSEWHERE SPECIFIED.	6,588	4,814
91061010	HOUR-METERS/METER AGR-TRACTOR	-	3
91061020	OTH METERS FOR M-CARS & VEHICL	619	11
91061090	OTH TIME-REGISTER/TIM-RECORDER	1,736	2,222
91069000	OTHER,TIME OR DAY RECORDING APPARATUS	54,915	58,482
91070000	TIME SWITCHES WITH CLOCK/WATCH	86,261	108,371
91081100	WATCH MOVEMENT,COMPLETE&aASSEMBLED,ELECTRICALLY OPERATED MECHANICAL DISPLAY	158	393
91081200	WATCH OPTO-ELECTRONIC DISPLAY	48	-
91081900	OTHER,WATCH MOVEMENT ELECTRICALLY OPERATED	76	268
91089000	OTHER,WATCH MOVEMENT COMPLETE & ASSEMBLED	607	680
91091000	ELE OPER.CLOCK MOVE COMP/ASSEM	-	1,452
91099000	OTHER ELECTRICALLY OPERATED CLOCK	2,351	1,272
91101100	COMPIETE MOVEMENT,UNASSEMBLED/PARTLY ASSEMBLED WATCHES	632	1,572
91101200	INCOMPLETE MOVEMENT,ASSEMBLED OF WATCH	-	35
91101900	ROUGH MOVEMENTS,OF WATCHES	8	-
91109000	OTHER,COMPLETE MOVEMENT OF WATCH/CLOCK UN-ASSEMBLED	1,515	7,922
91111000	WATCH CASES PRECIOUS METAL/METAL CLAD WITH PRECIOUS METAL	-	38
91112000	WATCH CASES BASE METAL,WHETHER OR NOT GOLD OR SILVER PLATED	19	1,541
91118000	OTHER;WATCH CASES	132	3,417
91119000	PARTS OF WATCH CASES	5,802	6,460
91122000	CLOCK CASES & CASES OF SIMILAR GOODS	3,777	1,114
91129000	PART OF CLOCK CASE/SIMILAR CASE	1,140	3,658
91132000	WATCH STRAPS,BAND OF BASE METAL	67	102
91139000	OTHER,WATCH STRAPS,BANDS & PARTS	6,649	12,787
91141000	SPRINGS,INCLUDING HAIR-SPRINGS	-	23
91143000	DIALS	93	596
91149000	OTHER;CLOCKS OR WATCH PARTS,NOT SPECIFIED.	16,852	47,207
	TOTAL CLOCKS AND WATCHES AND PARTS THEREOF	1,685,286	1,386,016

PCT CHAPTER WISE BREAKUP OF IMPORTS

Rs. In Thousands

HSCODE	COMMODITY	Jul-Mar	Jul-Mar
		2016-17	2017-18
	MUSICAL INSTRUMENTS,PARTS AND ACCESSORIES		
92011000	UPRIGHT PIANOS	-	484
92012000	GRAND PIANOS	-	42
92019000	OTHER,HARPSICHORD OR OTHER KEYBOARD STRINGEDINSTRUMENTS	1,551	2,357
92021000	PLAYED WITH A BOW	-	15
92029000	OTHER ,STRING MUSICAL INSTRUMENT(E,G GUITARS, VIOLINS,HARPS) ,NOT SPECIFIED.	5,965	46,591
92051000	BRASS-WIND INSTRUMENTS	1,501	178
92059000	OTHER,WIND MISICAL INSTRUMENTS(CLARINETS,TRUMPETS,BAGPIPES)	1,009	304
92060000	PERCUSSION MUSICAL INSTRUMENTS,DRUM ETC	1,667	533
92071000	KEYBOARD INSTRUMENTS,OTHER THAN ACCORDIONS	23	1,341
92079000	OTHER,MUSICAL INSTRUMENT E.G.GITARS,ACCORDIONS ETC	7,274	23,919
92081000	MUSICAL BOXES	1,880	2,431
92089000	OTHER;MECHANICAL STREET ORGAN/INSTRUMENTS	19,529	43,517
92093000	MUSICAL INSTRUMENT STRINGS	390	93
92099100	OTHER PARTS & ACCESSORIES FOR PIANOS.	144	-
92099200	PARTS & ACCESSORIES OF MUSICAL INSTRUMENT H-92.02	467	236
92099400	PARTS & ACCESSORIES MUSICAL INSTRUMENT H-92.07	67	1
92099900	OTHER;PARTS & ACCESSORIES OF MUSIAL INSTRUMENTS(CARDS PER-FORAT)	1,344	1,357
	TOTAL MUSICAL INSTRUMENTS,PARTS AND ACCESSORIES	42,811	123,399
	ARMS & AMMUNITION, PARTS AND ACCESSORIES		
93011000	ARTILERY WEAPONS(GUNS/MORTAR)	299	-
93019029	OTHER RIFLES	-	193
93019030	MACHINE -GUNS	3,944	-
93019049	OTH SUB-MACHINE-GUNS	20,992	1,986
93019090	OTH MILITARY WEAPONS	182,432	82,991
93020012	PISTOL,S-BAREL,S-AUTO PRO-BORE	99,764	190,162
93020092	OTH PISTOLS SIGN BARREL,SEMI-A	93,229	1,682
93020099	OTH REVOLVERS & PISTOLS	685	-
93032011	SHOTGUNS, S-BARREL PUMP-ACTION	933	-
93032012	SHOTGUNS, S-BARREL SEMI-AUTOMA	13	-
93032019	OTH SHOTGUNS, SINGLE-BARREL	-	43
93032020	SHOTGUNS, MULTIPLE BARREL	-	598
93032090	OTH SPORTING, HUNTING -RIFLES	454	101
93033010	OTH SPOR,HUNT-RIFLES S-SHORT	505	580
93033020	OTH SPOR,HUNT-RIFLES SEMI-AUTO	12,105	-
93033090	OTH SPOR,HUNT-TAGET SHOOT RIFL	-	110
93039000	OTHER;FIREARMS,DEVICES OPERATED BY FIRING OF AN EXPLOSIVE CHARGE	525	1,177

PCT CHAPTER WISE BREAKUP OF IMPORTS

Rs. In Thousands

HSCODE	COMMODITY	Jul-Mar 2016-17	Jul-Mar 2017-18
	ARMS & AMMUNITION, PARTS AND ACCESSORIES		
93040000	OTHER,ARMS OF HEADING NO.93.07	41,154	47,203
93051090	OTH PARTS/ACCE REVOLVER&PISTOL	8,829	76
93052010	SHOTGUN BARREL OF H- NO.93.03	-	54
93052090	OTH PARTS OF SHOTGUN OR RIFLES	-	259
93059900	OTHER PART&ACCESSORIES ARTILERY H93.01 TO 93.04	6,485	543
93062100	SHORTGUN CARTRIDGES	1,133	3,028
93062900	OTHER,PARTS OF SHORTGUNS CARTRIDGES	3,543	9,789
93063010	CARTRIDGES RIVETING SIMI TOOL.	-	23
93063090	OTH,CARTRIDG & PARTS THEREOF.	13,476	68,892
93069000	OTHER;AMMUNITION OF WAR & PARTS.	2,143	157
93070000	SWORDS,CUTLASSES,BAYONETS,LANCES & SIMILAR ARMS & PARTS THEREOF	38	233
	TOTAL ARMS & AMMUNITION, PARTS AND ACCESSORIES	492,681	409,880
	FURNITURE,BEDDING,MATTRESSES,LAMPS AND LIGHT FITTINGS,ILLUMINATED NAME-PLATES,PREFABRICATED BUILDINGS		
94011000	SEATS OF A KIND USED,AIRCRAFT.	8,603	12,098
94012010	SEATS FOR M-VEH H-8703 & 4	1,230	2,517
94012020	SEATS FOR M-VEH H-8701,2,4	101	375
94012090	OTH SEATS OF KIND USED FOR VEH	19,845	19,944
94015200	SEATS OF BAMBOO	-	15
94015300	SEATS OF BAMBOO OR RATTAN	3,258	54
94015900	OTH SEATS W/N CONVERTIBLE-BED	14,055	10,391
94017100	OTHER,SEATS UPHOLSTERED METAL FRAMES	109,114	136,825
94017900	OTHER SEATS;WITH METAL FRAMES	303,153	484,757
94018000	OTHER SEATS WITH METAL FRAMES	169,961	291,685
94019010	SEAT PARTS-FOAM CAR/VEH-8703,4	219,081	424,749
94019020	SEAT PAR-FOAM CAR/VEH-8701,2,4	1,043	1,572
94019030	OTH PARTS OF SEATS-M-CARS/VEH	1,128,745	1,714,270
94019090	OTH SEATS W/N CONVERTIBLE-BED	508,253	622,310
94021010	DENTISTS' CHAIRS	52,053	80,712
94029010	OPERATING TABLES	136,084	430,929
94029090	OTHER,MEDICAL,DENTAL,SURGICAL FURNITURE	395,994	600,884
94031000	METAL FURNITURE USED IN OFFICE	55,719	278,933
94032000	OTHER,METAL FURNITURE OTHER THAN OFFICE	212,456	284,736
94035010	WOODEN CABINETS	10,484	62,631
94035020	WOODEN BEDS	81,657	138,022
94035030	OTH FURNITURE & PARTS THEREOF	271,635	416,918
94037000	FURNITURE OF PLASTICS	48,785	90,863



PCT CHAPTER WISE BREAKUP OF IMPORTS

Rs. In Thousands

HSCODE	COMMODITY	Jul-Mar	Jul-Mar
		2016-17	2017-18
	FURNITURE,BEDDING,MATTRESSES,LAMPS AND LIGHT FITTINGS,ILLUMINATED NAME-PLATES,PREFABRICATED BUILDINGS		
94038200	FURNITURE OF BAMBOO OR RATTAN	636	74
94038300	FURNITURE OF RATTAN	-	102
94038900	OTHER FURNITURE OF CANE, OSIER	35,024	55,306
94041000	MATTRESS SUPPORTS	4,150	11,186
94051010	CHANDELIERS	394,301	253,387
94051020	FITTING BASE METAL OF FLOURESCENT TUBES	33,850	90,684
94051090	OTHER ELECTRICAL CEILING & WALL FITTINGS.	3,224,513	2,767,099
94052000	ELECTRIC TABLES,DESK,BEDSIDE	71,849	104,481
94053000	LIGHTING SETS FOR CHRISTMAS TREES	416,098	786,092
94054010	LIGHT SYSTEM FILM SHOOTING	33,821	38,568
94055010	NON-ELEC TUBULAR DAY LIGHT DEV	70	11
94055090	NON-ELE LAMPS LIHTING FITTING.	2,685	7,416
94056000	ILLUMINATED SIGNS,NAMEPLATES AND LIKE	302,560	632,955
94059110	PARTS OF GLASS OF CHANDELIER	31,990	135,371
94059190	OTHER,PART OF LAMP FITTING OF GLASS.	95,938	102,084
94059200	PARTS OF PLASTIC H-94.05,NOT ELSEWHERE SPECIFIED	15,726	14,022
94059900	OTHER PARTS H-NO.94.05,NOT ELSEWHERE SPECIFIED.	113,577	356,100
94061010	GREEN HOUSES OF WOOD	-	28,243
94061020	LIVE ST&POULTRY SHEDS OF WOOD	-	7,046
94061030	SILOS OF WOOD	-	223,486
94061040	PRE.FAB COLD STORAGE OF WOOD	-	24,038
94061090	OTH. PRE.FAB. BUILD OF WOOD	-	217,802
94069010	OTHER GREEN HOUSES	100,356	216,822
94069020	DAIRY,LIVESTOCK POULTRY SHEDS	63,788	3,634
94069030	OTHER SILOS	498,197	90,394
94069040	PREFAB BUILD FOR COLD STORAGE	73,575	34,823
94069090	OTHER PRE. FABRICATED BUILD	5,275,612	2,818,759
	TOTAL FURNITURE,BEDDING,MATTRESSES,LAMPS AND LIGHT FITTINGS,ILLUMINAT	14,539,625	15,126,175
	GRAND TOTAL	1,574,738,862	1,785,674,358
	GRAND TOTAL (Million US\$)	15,034.74	15,934.98

Year : 2017-18 1 USD = 112.06 PKR

Year : 2016-17 1 USD = 104.74 PKR