



## **EXPORTS/ IMPORTS STATISTICS**

*of*

**Engineering Industry**

*of*

**Pakistan**

**(JUL-JUN 2017-18 & 2016-17)**

**ENGINEERING DEVELOPMENT BOARD**

**Ministry of Industries & Production**

5-A Constitution Avenue, Islamabad

Phone: 9208463, 9201892

Email: [edb@edb.gov.pk](mailto:edb@edb.gov.pk)

Web: [www.engineeringpakistan.com](http://www.engineeringpakistan.com)

## Year Wise Exports / Imports of Engineering Goods

### EXPORTS FROM PAKISTAN

(Million US \$)

Year	Exports of Engineering Goods		Total Country Exports		Engineering share in Total Exports (%)	Avg. Dollar Rate (1 USD in PKR)
	Actual	% Inc/Dec over previous year	Actual	% Inc/Dec over previous year		
2000-2001	232	14.29	9,202	7.41	2.5	67
2001-2002	257	10.78	9,135	-0.73	2.8	60
2002-2003	332	29.18	11,160	22.17	3.0	58
2003-2004	369	11.14	12,313	10.33	3.0	58
2004-2005	540	46.34	14,410	17.03	3.7	60
2005-2006	588	8.88	16,414	13.91	3.6	60
2006-2007	702	19.39	17,155	4.51	4.1	60
2007-2008	782	11.40	19,146	11.60	4.08	62.50
2008-2009	797	1.92	17,627	-7.93	4.52	78.50
2009-2010	844	5.89	19,301	9.49	4.37	83.80
2010-2011	1,018	20.61	24,805	28.51	4.10	85.50
2011-2012	1,162	14.14	23,654	-4.64	4.91	89.23
2012-2013	1,215	4.56	24,467	3.43	4.96	96.72
2013-2014	1,205	0.82	25,118	2.66	4.79	102.85
2014-2015	1,058	-12.20	23,669	-5.77	4.47	101.29
2015-2016	899	-15.03	20,789	-12.17	4.33	104.23
2016-2017	854	-5.01	20,423	-1.76	4.19	104.69
2017-2018	1,025	20.03	23,262	13.90	4.41	109.84
<b>Value in Million PKR:</b>						
2008-2009	62,595		1,383,718		4.52	
2009-2010	70,699	12.95	1,617,458	16.89	4.37	
2010-2011	87,027	23.09	2,120,847	31.12	4.10	
2011-2012	103,641	19.09	2,110,605	-0.48	4.91	
2012-2013	117,517	13.38	2,366,478	12.12	4.96	
2013-2014	123,945	5.46	2,583,463	9.16	4.79	
2014-2015	107,165	-13.54	2,397,512	-7.19	4.47	
2015-2016	93,703	-12.57	2,166,846	-9.62	4.33	
2016-2017	89,405	-4.59	2,138,186	-1.33	4.19	
2017-2018	112,586	25.93	2,555,043	19.50	4.41	

Source: Pakistan Bureau of Statistics

## Year Wise Exports / Imports of Engineering Goods

### IMPORTS OF PAKISTAN

(Million US \$)

Year	Imports of Engineering Goods		Total Country Imports		Engineering share in Total Imports (%)	Avg. Dollar Rate (1 USD in PKR)
	Actual	% Inc/Dec over previous year	Actual	% Inc/Dec over previous year		
2000-2001	2781	0.47	10729	4.08	26.0	67
2001-2002	2980	7.16	10340	-3.63	29.0	60
2002-2003	3837	28.76	12220	18.19	32.0	58
2003-2004	5,167	34.66	15,592	27.60	33.1	58
2004-2005	7,737	49.74	20,624	32.27	37.5	60
2005-2006	11,099	43.45	28,519	38.28	38.9	60
2006-2007	12,135	9.33	30,863	8.22	39.3	60
2007-2008	13,173	8.55	40,193	30.23	32.77	62.50
2008-2009	11,401	-13.45	34,695	-13.68	32.86	78.50
2009-2010	10,461	-8.24	34,737	0.12	30.11	83.80
2010-2011	10,603	1.35	40,412	16.33	26.23	85.50
2011-2012	11,186	5.49	44,930	11.17	24.89	89.23
2012-2013	11,801	5.49	44,974	0.09	26.23	96.72
2013-2014	12,301	4.23	45,022	0.10	27.32	102.85
2014-2015	14,716	19.63	45,850	1.84	32.10	101.29
2015-2016	16,587	12.72	44,696	-2.52	37.11	104.23
2016-2017	20,576	24.05	52,915	18.39	38.89	104.69
2017-2018	22,600	9.84	60,951	15.19	37.08	109.84
<b>Value in Million PKR:</b>						
2008-2009	894,989		2,723,570		32.86	
2009-2010	876,661	-2.05	2,910,975	6.88	30.11	
2010-2011	906,531	3.40	3,455,286	18.69	26.23	
2011-2012	998,155	10.10	4,009,093	16.02	24.89	
2012-2013	1,141,349	14.34	4,349,880	8.50	26.23	
2013-2014	1,265,185	10.84	4,630,521	6.45	27.32	
2014-2015	1,490,615	17.81	4,644,151	0.29	32.09	
2015-2016	1,728,871	15.98	4,658,748	0.31	37.11	
2016-2017	2,154,130	24.59	5,539,720	18.91	38.88	
2017-2018	2,482,384	15.24	6,694,897	20.86	37.08	

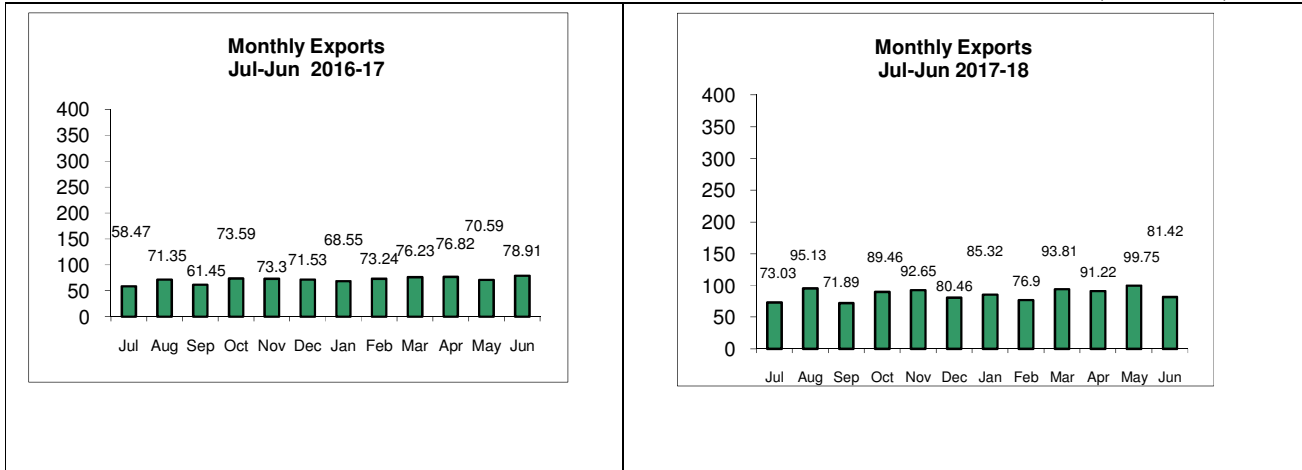
# Monthly Exports / Imports of Engineering Goods

(Million US \$)

MONTH	EXPORT 2016-17	IMPORT 2016-17	Dollar Rate (2016-17)	EXPORT 2017-18	IMPORT 2017-18	Dollar Rate (2017-18)
<b>JUL</b>	58.41	1292.55	<b>104.73</b>	73.03	1947.17	<b>105.42</b>
<b>AUG</b>	71.35	1843.28	<b>104.62</b>	95.13	1868.26	<b>105.30</b>
<b>SEP</b>	61.45	1439.03	<b>104.53</b>	71.89	1550.95	<b>105.32</b>
<b>OCT</b>	73.59	1628.92	<b>104.59</b>	89.46	1716.20	<b>105.33</b>
<b>NOV</b>	73.30	1581.98	<b>104.69</b>	92.65	1698.03	<b>105.36</b>
<b>DEC</b>	71.53	1741.15	<b>104.72</b>	80.46	1885.30	<b>108.69</b>
<b>JAN</b>	68.55	2035.38	<b>104.73</b>	85.32	2304.19	<b>110.40</b>
<b>FEB</b>	73.24	1623.22	<b>104.72</b>	76.90	1717.33	<b>110.43</b>
<b>MAR</b>	76.23	1857.05	<b>104.74</b>	93.81	1889.61	<b>112.06</b>
<b>APR</b>	76.82	1894.69	<b>104.74</b>	91.22	1862.29	<b>115.42</b>
<b>MAY</b>	70.59	1913.13	<b>104.77</b>	99.75	2029.61	<b>115.44</b>
<b>JUN</b>	78.91	1724.17	<b>104.69</b>	81.42	2253.13	<b>109.84</b>

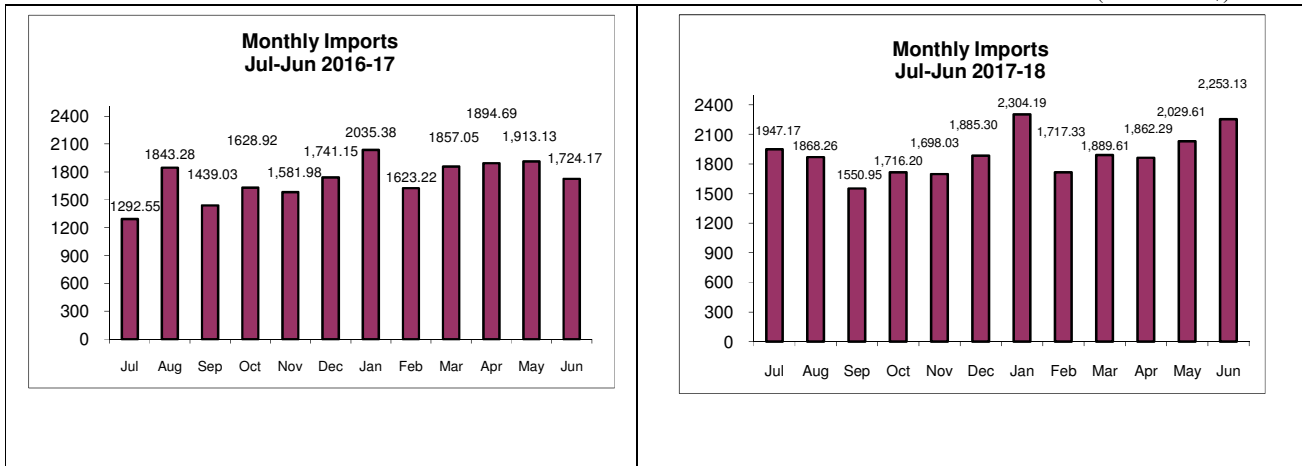
## MONTHLY EXPORTS

(Million US \$)



## MONTHLY IMPORTS

(Million US \$)



## Cumulative Exports / Imports of Engineering Goods

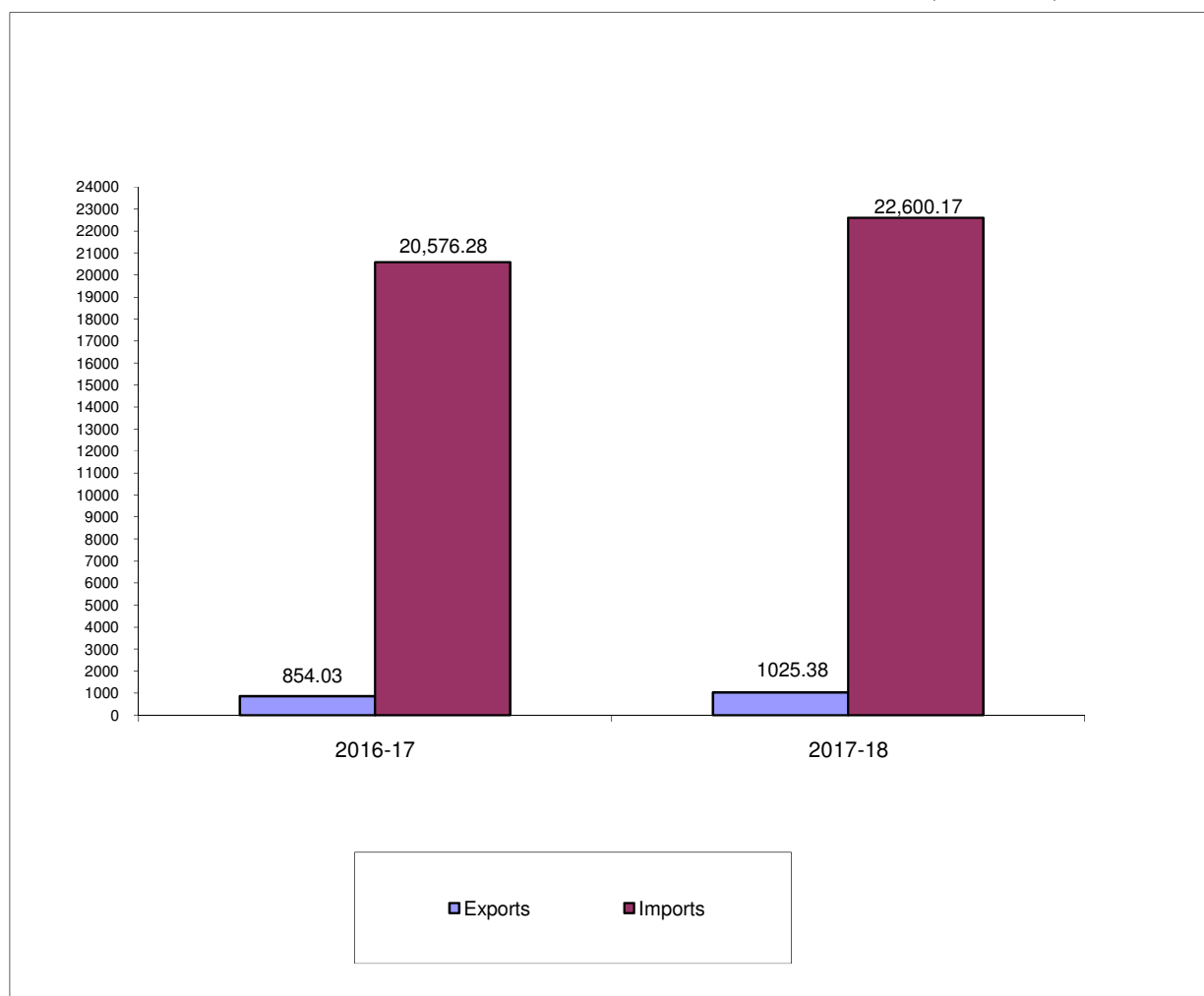
(Million US \$)

MONTH	EXPORT 2016-17	IMPORT 2016-17	Dollar Rate (2016-17)	EXPORT 2017-18	IMPORT 2017-18	Dollar Rate (2017-18)
JUL	58.47	1292.55	104.73	73.03	1947.17	105.42
AUG	129.88	3137.19	104.62	168.24	3817.65	105.30
JUN	191.44	4580.16	104.53	240.10	5367.58	105.32
OCT	264.92	6206.45	104.59	329.53	7083.27	105.33
NOV	337.97	7782.50	104.69	422.09	8779.28	105.36
DEC	409.40	9521.42	104.72	489.62	10395.60	108.69
JAN	477.91	11555.89	104.73	567.35	12538.77	110.40
FEB	551.20	13180.21	104.72	644.10	14252.69	110.43
MAR	627.32	15034.74	104.74	728.54	15934.99	112.06
APR	704.14	16929.43	104.74	798.55	17333.39	115.42
MAY	774.53	18837.71	104.77	898.16	19360.00	115.44
JUN	854.03	20576.28	104.69	1025.38	22600.17	109.84

### CUMULATIVE EXPORTS / IMPORTS

JUL - JUN

(Million US \$)



Source: Pakistan Bureau of Statistics

## Provisional Figures of Exports/Imports & Balance of Trade for August, 2018

(Rupees in Million)  
(Dollar in Million)

Series	* August, 2018		* July, 2018		% Change in August, 2018 over July, 2018	
	Rs.	\$ (1 \$= Rs. 123.78)	Rs.	\$ (1 \$= Rs. 124.35)	Rs.	\$
Exports	249,657	2,017	204,688	1,646	21.97	22.54
Imports	617,949	4,992	601,586	4,838	2.72	3.18
Balance of Trade	-368,292	-2,975	-396,898	-3,192	-7.21	-6.80

Series	* August, 2018		August, 2017		% Change in August, 2018 over August, 2017	
	Rs.	\$ (1 \$= Rs. 123.78)	Rs.	\$ (1 \$= Rs. 105.30)	Rs.	\$
Exports	249,657	2,017	195,913	1,860	27.43	8.44
Imports	617,949	4,992	518,438	4,923	19.19	1.40
Balance of Trade	-368,292	-2,975	-322,525	-3,063	14.19	-2.87

Series	* July-August, 2018		July-August, 2017		% Change in July-August, 2018 over July-August, 2017	
	Rs.	\$	Rs.	\$	Rs.	\$
Exports	454,345	3,663	367,414	3,487	23.66	5.05
Imports	1,219,535	9,830	1,025,375	9,732	18.94	1.01
Balance of Trade	-765,190	-6,167	-657,961	-6,245	16.30	-1.25

\* Provisional figures based on figures provided by the State Bank of Pakistan

### NOTE:-

1. Rupee value is converted into Dollar on average monthly exchange rate provided by SBP. August, 2018 (1\$ = Rs. 123.789583), July, 2018 (1\$=Rs. 124.353414) and August, 2017 (1 \$ = Rs.105.307931)
2. Due to rounding effects some totals and percentages may not tally

## EXPORTS

### PCT Chapter Wise Cumulative Report of Engineering Sector

( Jul-Jun 2017-18 & 2016-17 )

Million USD \*

PCT CHAPTER	ITEMS	Jul-Jun 2016-17	Jul-Jun 2017-18	% INC/ DEC
72	IRON AND STEEL	49.07	53.68	9.39
73	ARTICLES OF IRON AND STEEL	82.02	63.82	-22.19
74	COPPER AND ARTICLES THEREOF	71.69	168.55	135.10
75	NICKEL AND ARTICLES THEREOF	0.01	0.03	235.71
76	ALUMINIUM AND ARTICLE THEREOF	23.55	27.67	17.46
78	LEAD AND ARTICLES THEREOF	0.35	0.00	-100.00
79	ZINC AND ARTICLES THEREOF	2.56	4.26	66.02
80	TIN AND ARTICLES THEREOF	0.53	0.33	-38.16
81	OTHER BASE METALS,CERAMICS,ARTICLES	0.12	0.13	7.68
82	TOOLS,IMPLEMENTS,CUTLERY,PARTS THEREOF	88.58	96.86	9.34
83	MISC. ARTICLES OF BASE METALS	1.52	1.98	29.99
84	MACHINARY/ COMPONENTS	80.04	84.81	5.95
85	ELECTRICAL MACHINERY,EQUIP,PARTS	53.91	83.95	55.72
86	RAILWAY, LOCOMOTIVE, ROLLING STOCK	1.15	0.02	-98.54
87	VEHICLES OTHER THAN RAILWAY, ROLLING STOCK	37.17	37.98	2.20
88	AIRCRAFT, SPACECRAFT AND PARTS THEREOF	0.00	0.10	0.00
89	SHIP, BOATS & FLOATING STRUCTURES	1.78	0.46	-74.11
90	OPTICAL,PHOTOGRAPHIC,CINEMATOGRAPHIC,MEASURING,MEDICAL OR SURGICAL INSTRUMENTS AND APPARATUS,PARTS AND ACCESSORIES	341.93	381.90	11.69
91	CLOCKS AND WATCHES AND PARTS THEREOF	0.01	0.62	4,939.30
92	MUSICAL INSTRUMENTS,PARTS AND ACCESSORIES	2.67	3.94	47.72
93	ARMS & AMMUNITION, PARTS AND ACCESSORIES	6.21	4.24	-31.75
94	FURNITURE,BEDDING,MATTRESSES,LAMPS AND LIGHT FITTINGS,ILLUMINATED NAME-PLATES,PREFABRICATED BUILDINGS	9.14	10.07	10.19
	<b>TOTAL</b>	<b>854.03</b>	<b>1,025.38</b>	<b>20.06</b>

Year : 2017-18 1 USD = 109.84 PKR

Year : 2016-17 1 USD = 104.69 PKR

## IMPORTS

### PCT Chapter Wise Cumulative Report of Engineering Sector

( Jul-Jun 2017-18 & 2016-17)

Million USD \*

PCT CHAPTER	ITEMS	Jul-Jun 2016-17	Jul-Jun 2017-18	% INC/ DEC
72	IRON AND STEEL	2,891.01	3,691.88	27.70
73	ARTICLES OF IRON AND STEEL	806.91	801.34	-0.69
74	COPPER AND ARTICLES THEREOF	174.94	217.62	24.40
75	NICKEL AND ARTICLES THEREOF	16.67	20.58	23.44
76	ALUMINIUM AND ARTICLE THEREOF	341.81	395.29	15.65
78	LEAD AND ARTICLES THEREOF	113.12	86.69	-23.36
79	ZINC AND ARTICLES THEREOF	35.52	82.12	131.18
80	TIN AND ARTICLES THEREOF	5.85	6.60	12.75
81	OTHER BASE METALS,CERAMICS,ARTICLES	12.38	14.35	15.85
82	TOOLS,IMPLEMENTS,CUTLERY,PARTS THEREOF	98.86	131.27	32.79
83	MISC. ARTICLES OF BASE METALS	85.33	102.23	19.80
84	MACHINARY/ COMPONENTS	7,089.93	6,717.37	-5.25
85	ELECTRICAL MACHINERY,EQUIP,PARTS	4,729.18	4,914.63	3.92
86	RAILWAY, LOCOMOTIVE, ROLLING STOCK	290.06	349.15	20.37
87	VEHICLES OTHER THAN RAILWAY, ROLLING STOCK	2,421.32	2,749.64	13.56
88	AIRCRAFT, SPACECRAFT AND PARTS THEREOF	90.68	148.56	63.83
89	SHIP, BOATS & FLOATING STRUCTURES	434.27	1,012.40	133.13
90	OPTICAL,PHOTOGRAPHIC,CINEMATOGRAPHIC,MEASURING,MEDICAL OR SURGICAL INSTRUMENTS AND APPARATUS,PARTS AND ACCESSORIES	726.64	948.29	30.50
91	CLOCKS AND WATCHES AND PARTS THEREOF	22.74	16.24	-28.55
92	MUSICAL INSTRUMENTS,PARTS AND ACCESSORIES	0.66	1.99	202.00
93	ARMS & AMMUNITION, PARTS AND ACCESSORIES	7.67	4.13	-46.18
94	FURNITURE,BEDDING,MATTRESSES,LAMPS AND LIGHT FITTINGS,ILLUMINATED NAME-PLATES,PREFABRICATED BUILDINGS	180.73	187.80	3.91
	<b>TOTAL</b>	<b>20,576.28</b>	<b>22,600.17</b>	<b>9.84</b>

Year : 2017-18 1 USD = 109.84 PKR

Year : 2016-17 1 USD = 104.69 PKR



## EXPORTS

### TOP 15 ITEMS OF ENGINEERING SECTOR (Based on Cumulative Figures Jul-Jun 2017-18 )

Million US \$

ITEMS	EXPORTS	
	Jul-Jun 2016-17	Jul-Jun 2017-18
OPTICAL,PHOTOGRAPHIC,CINEMATOGRAPHIC,MEASURING,MEDICAL OR SURGICAL INSTRUMENTS AND APPARATUS,PARTS AND ACCESSORIES	341.93	381.90
COPPER AND ARTICLES THEREOF	71.69	168.55
TOOLS,IMPLEMENTS,CUTLERY,PARTS THEREOF	88.58	96.86
MACHINARY/ COMPONENTS	80.04	84.81
ELECTRICAL MACHINERY,EQUIP,PARTS	53.91	83.95
ARTICLES OF IRON AND STEEL	82.02	63.82
IRON AND STEEL	49.07	53.68
VEHICLES OTHER THAN RAILWAY, ROLLING STOCK	37.17	37.98
ALUMINIUM AND ARTICLE THEREOF	23.55	27.67
FURNITURE,BEDDING,MATTRESSES,LAMPS AND LIGHT FITTINGS,ILLUMINATED NAME-PLATES,PREFABRICATED BUILDINGS	9.14	10.07
ZINC AND ARTICLES THEREOF	2.56	4.26
ARMS & AMMUNITION, PARTS AND ACCESSORIES	6.21	4.24
MUSICAL INSTRUMENTS,PARTS AND ACCESSORIES	2.67	3.94
MISC. ARTICLES OF BASE METALS	1.52	1.98
CLOCKS AND WATCHES AND PARTS THEREOF	0.01	0.62

Year : 2017-18 1 USD = 109.84 PKR

Year : 2016-17 1 USD = 104.69 PKR

## EXPORTS

### TOP 15 COUNTRIES OF ENGINEERING SECTOR

(Based on Cumulative Figures Jul-Jun 2017-18 )

Million US \$

COUNTRY	EXPORTS	
	Jul-Jun 2016-17	Jul-Jun 2017-18
U.S.America	154.26	157.80
China	34.75	96.14
United Arab Emirates	64.16	83.52
Afghanistan	76.00	75.05
Germany	58.78	66.05
United Kingdom	44.82	51.38
Korea, Republic of	14.54	45.70
India	34.20	35.64
Japan	16.92	24.01
Australia	20.55	23.98
Netherlands	15.20	22.60
Italy	14.96	21.25
Saudi Arabia	25.08	19.56
France	17.70	19.39
Bangladesh	22.72	18.24

Year : 2017-18 1 USD = 109.84 PKR

Year : 2016-17 1 USD = 104.69 PKR



## EXPORTS

### Region Wise Exports of Engineering Sector (Summary)

Million US \$

REGION	Jul-Jun 2016-17	Jul-Jun 2017-18
	VALUE	VALUE
AFRICA	55	50
AMERICA (Continent)	204	219
ASIA	361	480
ASIA-PACIFIC ECONOMIC COOPERATION (APEC)	296	419
ASIA-PACIFIC TRADE AGREEMENT (APTA)	121	206
ASSOCIATION OF SOUTH-EAST ASIAN NATIONS (ASEAN)	21	24
CENTRAL ASIAN REPUBLICS	2	2
COMMONWEALTH OF INDEPENDENT STATES (CIS)	9	11
DEVELOPED MARKET ECONOMIES	392	437
DEVELOPING MARKET ECONOMIES	436	550
ECONOMIC COOPERATION ORGANIZATION (ECO)	86	87
EUROPE	199	233
EUROPEAN UNION (EU 25)	187	218
G7 (Group of Seven Countries)	323	358
MIDDLE EAST	122	144
NORTH AMERICAN FREE TRADE AGREEMENT (NAFTA)	177	189
ORGANIZATION OF PETROLEUM EXPORTING COUNTRIES (OPEC)	111	133
ORGANIZATION OF THE ISLAMIC CONFERENCE (OIC)	256	266
SOUTH ASIAN ASSOCIATION FOR REGIONAL COOPERATION (SAARC)	72	65

Year : 2017-18 1 USD = 109.84 PKR

Year : 2016-17 1 USD = 104.69 PKR

**Breakup of Exports**

**JUL-JUN 2017-18 & 2016-17**

## PCT CHAPTER WISE BREAKUP OF EXPORTS

Rs. In Thousands

HSCODE	COMMODITY	Jul-Jun	Jul-Jun
		2016-17	2017-18
	<b>IRON AND STEEL</b>		
72022900	OTHER FERRO-SILICON	-	104
72024900	OTHER FERRO-CHROMIUM	34	-
72029900	OTHER FERRO-ALLOYS	495	-
72039000	OTHER FERROUS PRODUCTS	2,860	1,237
72041010	WASTE/SCRAP CAST IRON RE-ROLLABLE	-	191
72041020	WASTE & SCRAP OF AUTOPARTS	209	602
72041090	OTHER WASTE/SCRAP OF CAST IRON	35,115	42,122
72042100	WASTE/SCRAP OF STAINLESS STEEL	1,072,132	1,613,174
72042900	WASTE/SCRAP OF OTHER ALLOY STEEL	4,058	15,205
72043000	WASTE/SCRAP OF TINNED IRON/STEEL	2,489	-
72044100	OTHER WASTE/SCRAP TURNINGS/SHAVINGS/CHIPS	-	1,719
72044920	OTH WASTE&SCRAP OF AUTO PARTS	2,658	-
72044940	WASTE & SCRAP OF COMPRESSORS	-	17
72044990	OTHER WASTE AND SCRAP	120	4,533
72069000	OTHER PRIMARY FORM (EXCL H-72.03)	208,833	451,717
72071190	OTH BILLETS CON CARBON < 0.25%	3,159	-
72071920	BILLETS IRON/NON-ALLOY STEEL	-	724
72072090	OTHER SEMI FINISHED PRODUCT IRON/STEEL	267	-
72081090	OTH COILS NOT FOR WORK I/S HR	636	-
72082610	OTH C-HR TH3-4.75mm S-QLTY I/S	10,685	-
72083910	OTH C-HR I/NA-S TH<3 mm S-QLTY	10,335	-
72083990	OTH COIL-HR I/NA-S TH < 3 mm	12,349	37,838
72084090	OTHER SECONDARY QUALITY IRON /NON ALLOY STEEL HOT ROLLED	29,740	-
72091590	OTH COIL I/NA-S CR TH 3mm OR >	2,068	3,811
72091610	COIL I/NA-S CR TH 1-3mm S-Q	6,357	-
72091690	OTH CR COIL IR / NA-S TH 1-3mm	4,291	11,475
72091790	OTH CR COIL I /NA-S TH 0.5-1mm	114,179	95,066
72091890	OTH CR COIL I/NA-ST TH < 0.5mm	4,960	14,833
72092690	OTHER IRON/STEEL COLD-ROLLED THICKNESS >1MM BUT <3MM	-	777
72092890	OTHER COLD-ROLLED IRON/STEEL THICKNESS < 0.5 MM	-	7,182
72099090	OTHER FLAT/COLD-ROLLED PRODUCTS IRON/STEEL WIDTH >600M	2,195	-
72101190	OTH I/STL PLAT/COAT TIN>0.5MM	805	-
72101210	I/STL PLAT/COAT TIN<0.5MM S-QU	-	150
72101290	OTH I/STL PLAT/COAT TIN<0.5MM	-	51,793
72103090	OTH FR I/NA-S ELECTRO P/C ZINC	445	6,383
72104910	OTH FR I/NA-S P/C ZINC S/QLTY	5,347	-
72104990	OTH FR I/NA-S P/C ZINC T 600mm	3,480,716	3,225,818

## PCT CHAPTER WISE BREAKUP OF EXPORTS

Rs. In Thousands

HSCODE	COMMODITY	Jul-Jun	Jul-Jun
		2016-17	2017-18
	<b>IRON AND STEEL</b>		
72106190	OT FR I/NA-S P/C ALUM-ZINC ALY	3,456	-
72107090	OTHER VCM SHEET PRINTED VARNISHED	9,015	200,261
72109090	OTH FR I/NA-S PLASTIC COATED/P	-	173
72111390	OTHER HOT ROLLED IRON /STEEL PRODUCTS 4 FACE ROLLED THICKNESS 4M	6,119	4,158
72111490	OT FR I/NA-S HR W>150 TH4.75/>	253	-
72111910	COLD ROLLED STEEL STRIP THICKNESS <0.5MM	-	100
72131010	BAR&ROD I/NA-S HR(RIBS,GRO)S-Q	-	838
72132090	OTH BAR&ROD HR FREE CUT STEEL	-	4,124
72139190	OTH BAR&ROD HR I/S DIA<14mm	37,199	12,368
72141090	OTH BAR&ROD I/S HR FORGED	-	1,111
72151090	OT B/ROD FRE CUT STL COLD FORM	-	8
72159090	OTH BAR&ROD IRON/NON ALOY-STL	788	-
72162200	T SECTION HOT ROLLED HEIGHT<80 MM IRON/NON ALLOY STEEL	48,767	-
72163190	OTHER U.SECTION HOT-ROLLED IRON/NON ALLOY STEEL	150	-
72172000	WIRE OF IRON/STEEL PLATED/COATED WITH ZINC	146	-
72173010	WIRE IRON STEEL PLATED/COATED MAUFACTURING AUTO TYRE	530	203
72173090	OTHER PLATED/COATED IRON/STEEL WIRE WITH OTHER BASE-METAL	4,395	12,318
72179000	OTHER WIRE OF IRON/NON-ALLOY-STEEL	585	-
72193490	OTH COIL,S-STL,TH-0.5-1mm,CR	-	340
72202090	OTH FRP,S-STL,W< 600mm,CR	-	1,398
72209090	OTH FRP,S-STL,W< 600 mm	262	-
72210090	OTH BARS&RODS,HR, IWC,S-STL	574	-
72221900	OTHER BAR/ROD STAINLESS STEEL NOT FURTHER WORKED THAN HOT DRAWN	-	2,379
72222000	BAR/ROD STAINLESS STEEL NOT FURTHER WORKED THAN COLD FORMED,COLD FINISHED	881	-
72223000	OTHER BAR/ROD OF STAINLESS STEEL	-	52
72241000	INGOTS&OTHER PRIMARY-FORMS OTHER ALLOY STEEL	-	4,162
72262000	FLAT ROLLED PRODUCTS HIGH SPEED STEEL	5,462	8,185
72279000	OTHER BAR/ROD HOT ROLLED IN IRREGULARLY , WOUND COILS OF OTHER ALLOY STEEL	-	2,380
72281000	BAR/RODS OF HIGH SPEED STEEL	-	52,930
72282090	OTHER BAR/RODS OF HIGH SPEED STEEL	63	-
72299000	OTHER,WIRE OF OTHER ALLOY STEEL	1,073	1,949
	<b>TOTAL IRON AND STEEL</b>	<b>5,137,255</b>	<b>5,895,908</b>
	<b>ARTICLES OF IRON AND STEEL</b>		
73011000	SHEET PILING IRON AND STEEL	27,414	289
73012000	ANGLE SHAPES & SECTIONS OF IRON/STEEL	1,708	7,952
73023000	SWITCH BLADES, CROSSING FROGS, OTHER CROSSING PIECES	48,485	111,927

## PCT CHAPTER WISE BREAKUP OF EXPORTS

Rs. In Thousands

HSCODE	COMMODITY	Jul-Jun	Jul-Jun
		2016-17	2017-18
	<b>ARTICLES OF IRON AND STEEL</b>		
73024000	FISH-PLATES AND SOLE PLATES	-	338
73029000	OTHER MATERIALS JOINTING RAILS	91,321	105,654
73030000	TUBE/PIPE,HOLLOW PROFILE CAST IRON	125	210
73041100	L.P FOR OIL&GAS S-STL SEAMLESS	11,080	40,544
73041900	OTH LINE PIPE I/S FOR OIL&GAS	7,416	6,046
73042200	DRILL PIPE S-STL DRILL OIL/GAS	13	-
73042400	OTHER PIPE OF STAINLESS STEEL	-	2,197
73042900	OTHER CASTING,TUBEING PIPE DRIL OIL/GAS	832	250
73043900	OTHER CIRCULAR CROSS SECTION IRON NON ALLOY STEEL	3,161	22,678
73049000	OTHER SEAMLESS TUBE/PIPE HOLLOW PROFILES	67	2,747
73053100	OTHER, LONGITUDINALLY WELDED	876	-
73053900	OTHER, WELDED TUBES AND PIPES	754	-
73059000	OTHER, TUBES AND PIPES	413,217	126,904
73061900	OTH-LINE PIPE O/G PIPELINE I/S	4,183	125
73062900	O-CASING/TUB LINE PIPE O/G I/S	-	1,151
73063010	COPPER COATED MILD STEEL TUBES 6.5MM DIA	3,781	826
73063090	OTHER WELDED CIRCULAR CROSS SECTION IRON STEEL	1,875	9,034
73069000	OTHER TUBE PIPE/HOLLOW PROFILES,IRON/STEEL	4,945,206	4,486,299
73071190	OTHER TUBE/PIPE FITTING CAST IRON	446	-
73071910	OTHER TUBE/PIPE FITTING IRON/STEEL	-	740
73071920	SEMI FINISHED MALLEABLE IRON PIPE FITTING	12	1,521
73071990	OTHER MALLEABLE IRON PIPE FITTING	21,478	22,971
73072100	FLANGES, OF STAINLESS STEEL	152	-
73072200	THREADED EIBOWS,BENDS,SLEEVES STAINLESS STEEL	4,926	6,677
73072900	OTHER TUBE,PIP FITTING STAINLESS STEEL	247	4,364
73079120	OTH FLANGES FOR M-CARS&VEHI	-	1,141
73079190	OTH FLANGES OF IRON & STEEL	105	-
73079300	BUTT WELDING FITTING IRON/STEEL	151	-
73079900	OTHER TUBE,PIPE FITTING IRON STEEL NEC	786	786
73081000	BRIDGES AND BRIDGE-SECTIONS	5,853	-
73082000	TOWERS AND LATTICE MASTS	3,797	-
73083000	DOORS,WINDOWS/FRAMES,THRESHHOLD FOR DOORS	4,495	42,152
73084000	EQUIPMENT FOR SCAFF FOLDING SHUTTERING PROPPINGS FOR PITPROPPINGS	43,263	34,541
73089010	PILLARS ETC FOR STRUCTURS I/S	8,034	46,087
73089020	OTH GANGWAYS,GIRDERS,HANGERS	1,583,931	886,267
73089090	OTH COLUMNS ETC FOR STRUCT I/S	9,625	86,061
73090000	RESERVOIRS,TANKS,VATS SIMILAR CONTAINERS FOR ANY MATERIAL	804	541

## PCT CHAPTER WISE BREAKUP OF EXPORTS

Rs. In Thousands

HSCODE	COMMODITY	Jul-Jun	Jul-Jun
		2016-17	2017-18
	<b>ARTICLES OF IRON AND STEEL</b>		
73101000	TANKS,CASKS,DRUMS,CANS,BOX OF CAPACITY >50	25,916	31,832
73102100	CANS,CLOSED BY SOLDERING/CRIMPING CAPACITY<50	45,685	26,727
73102900	OTHER TANK,CASK,DRUM,BOX CAPACITY<50	6,477	9,697
73110020	CONTAINERS FOR LPG OF IRON/STL	37,422	15,436
73110090	OTH CONT FOR LIQEID/GAS OF I/S	691	54
73121010	IRON AND STEEL WIRE	308	885
73121020	IRON AND STEEL ROPE	5,508	1,974
73121090	OTHER IRON AND STEEL CABLE	1,165	5,726
73129090	OTHER STANDARD WIRE,ROPE&CABLE	11,036	13,219
73130000	BARBED WIRE OF IRON/STEEL TWISTED HOOP	5,646	5,669
73142000	GRILL NETTING FENCING WELDED DIMENSION=3MM; MESH SIZE 100CM(SQUARE)	9,849	-
73143900	OTHER GRILL NETTING FENCING AT INTER SECTION	58	-
73144900	OTHER CLOTH GRILL NETTING /FENCING	240	1,004
73151110	ROLLER CHAIN FOR VEHICLES Ch87	31	-
73151190	OTHER ROLLER CHAIN	42	730
73151200	OTHER CHAIN, ARTICULATED LINK	1,762	6,131
73158100	OTHER CHAIN, STUD-LINK	2,645	-
73158900	OTHER CHAIN	1,613	-
73159000	OTHER PARTS	1,832	1,007
73160000	ANCHORS,GRAPNELS PARTS IRON/STEEL	2,274	1,431
73170010	NAILS OF IRON OR STEEL	21,118	3,709
73170090	OTHER ARTICLES OF IRON OR STEEL	2,354	288
73181100	COACH SCREW IRON/STEEL THREADED	2,954	112
73181200	OTHER WOOD SCREW IRON/STEEL THREADED	953	6
73181300	SCREW HOOKS,SCREW,RINGS,RIVETS OF IRON/STEEL	464	32
73181400	SELF-TAPPING SCREWS, THREADED	287	269
73181590	OTHER SCREW&BOTLS IRON/STEEL	1,221	29,500
73181610	HIGH TENTION NUTS IRON/STEEL	-	51
73181690	OTHER NUTS THREADED OF IRON/STEEL	58	234
73181900	OTHER BOLT,NUT,WASHER,RIVET IRON/STEEL TH	2,848	4,799
73182190	OTHER SPRING WASHER/LOCK WASHER	2,309	6
73182290	OTH WAHSERS	15	65
73182300	RIVETS, NON-THREADED	301	9
73182900	OTHER COACH SCREW,BOLTS,NUT IRON STEEL	1,885	14,802
73194000	SAFETY PINS & OTHER PINS	253	975
73199010	SEWING,DARNING/EMBROIDRY NEDLS	346	807
73199090	OTH KNITTING NEDLS,CRO HOOKS	1,360	4,120



## PCT CHAPTER WISE BREAKUP OF EXPORTS

Rs. In Thousands

HSCODE	COMMODITY	Jul-Jun	Jul-Jun
		2016-17	2017-18
	<b>ARTICLES OF IRON AND STEEL</b>		
73201010	LEAF-SPRING&LEAF M-CAR,H-8703	1,558	-
73201090	OTH LEAF-SPRING&LEAF I/S	41	50
73209020	CONT SPRI HYD LIFT AGR-TRACTOR	-	329
73209090	OTHER, SPRING AND LEAVES.	873	8
73211110	COOKING RANGES	48,886	25,575
73211190	OTHER COOKING APPLIANCES&PLATE WARMERS GAS	25,778	23,658
73211900	O-COKING APPLI INCL SOLID FUEL	345	18
73218100	OTHER APPLIANCES FOR GAS & OTHER FUELS	-	33
73218200	OTHER APPLIANCES FOR LIQUID FUEL	-	2,062
73218900	OTH APPL INCL APPLI SOLID FUEL	3,583	4,412
73219000	PARTS OF IRON/STEEL,COOKING APPLIANCES & PLATE WARMERS	78,202	36,194
73221100	RADIATORS/PARTS CAST IRON E-EL	183	133
73221900	OTHER RADIATOR AND PARTS THEREOF	-	617
73229090	OTHER PARTS OF RADIATORS	1,583	491
73231000	IRON/STEEL WOOL,POT SCOURERS ETC	11,338	15,275
73239100	OTHER BUCKETS OF CAST IRON NOT ENAMELLED	8	346
73239200	OTHER HOUSE HOLD ARTICLES CASTIRON ENAMELLED	1,878	1,854
73239300	OTHER DOMESTIC UTENSILS STAINLESS STEEL	486,697	192,587
73239400	OTHER DOMESTIC UTENSILS IRON/STEEL	4,131	734
73239900	OTHER HOUSE HOLD ARTICLES, PARTS THEREOF	98,171	126,211
73241010	SINKS OF STAINLESS STEEL	1,562	224
73242900	OTHER BATH,SINK,WASH-BASIN ENAMELLED IRON	14,482	13,318
73249000	OTHER, INCLUDING PARTS	22,411	21,621
73251000	OTHER CAST ARTICLES IRON/STEEL OF NON MALLEABLE CAST IRON	1,392	1,154
73259900	OTHER CAST ARTICLES OF IRON/STEEL NES	10,167	9,338
73261100	GRINDING BALLS & SIMILAR ARTICLES FOR MILLS	551	-
73261910	FORGING OF CRANK SHAFT	66,287	74,899
73261920	FORGING SURGICAL/DENTAL INSTRUMENTS	417	3,511
73261930	STEEL FORGINGS EXCE 150KG I/S	-	1,245
73261990	OTHER ARTICLES FORGED/STAMPED NOT FURTHER WORKED NES	12,755	11,803
73262000	ARTICLES OF IRON OR STEEL WIRE	22,091	17,726
73269020	OTHER STEEL BALLS NOT >1MM DIAMETER	6	-
73269050	CLIPS,BRACK ETC,FOR ELE-WIRING	915	2,441
73269060	CLAMPS,HOSE CLIPS, HANGERS I/S	638	19
73269070	COSMETICS/CIGARE CASES ECT I/S	1,011	2,197
73269090	OTHER ARTICLES OF IRON/STEEL FORGED/STAMPED NOT FURTHER WORKED	220,513	179,682
	<b>TOTAL ARTICLES OF IRON AND STEEL</b>	<b>8,586,998</b>	<b>7,010,091</b>

## PCT CHAPTER WISE BREAKUP OF EXPORTS

Rs. In Thousands

HSCODE	COMMODITY	Jul-Jun	Jul-Jun
		2016-17	2017-18
	<b>COPPER AND ARTICLES THEREOF</b>		
74010000	CEMENT COPPER (PRECIPITATED)	3,449	3,915
74020000	UN-REFINED COPPER, COPPER ANODES FOR ELECTROLYTIC REFINING	129,162	358,999
74031200	REFINED COPPER WIRE-BARS	-	629
74031300	REFINED COPPER, 'BILLETS	6,954	33,662
74031900	OTHER, REFINED COPPER	887,982	4,627,885
74032100	COPPER-ZINC BASE ALLOYS(BRASS)	629,658	758,459
74032200	COPPER-TIN BASE ALLOYS(BRONZE)	-	9,327
74032900	OTHER COPPER ALLOYS(OTHER THAN MASTER ALLOYS OF HEADING H-74.05)	1,111	50,227
74040010	BRASS SCRAP	902,211	1,558,788
74040090	OTH COPPER WASTE AND SCRAP	3,940,857	10,172,765
74062000	POWDER OF LAMELLAR STRUCTURE FLAKES	-	21,252
74071020	RODS OF REFINED COPPER	2,081	20
74071090	OTHER PROFILES OF COPPER	29,483	148,570
74072100	COPPER BAR,ROD PROFILES OF COPPERER ZINC BASE ALLOYS(BRASS)	3,386	2,707
74072900	OTHER BAR,ROD,PROFILES COPPER ALLOYS	1,868	72
74081100	WIRE REFERENCE COPPER MAXIMUM CROSS SECTIONAL DIAMETER >6MM	-	1,320
74081900	OTHER, WIRE OF REFINED COPPER	302,465	283,948
74082100	WIRE OF COPPER ALLOY ZINC BASE	6,189	12,316
74082900	OTHER WIRE OF COPPER ALLOYS ETC	518	10,858
74091100	PLATES,SHEET,STRIP REFINED COPPER COIL	-	2,310
74091900	OTHER PLATES,SHEETS &STRIP OF REFINED COPPER	792	515
74099000	PLATES/SHEETS/STRIPS OTHER COPPER ALLOYS NS	-	3,289
74111090	OTHER TUBE/PIPE OF REFINED COPPER	104	-
74112100	TUB&PIPE COPPER ZINC BASE ALLOYS	5,007	-
74112900	OTHER TUBE&PIPE OF OTHER COPPER ALLOYS	214	48
74122000	COPPER TUBE/PIPE FITTINGS COPPER ALLOYS	29	-
74130000	STANDARD WIRE,CABLES PLAITED BANDS-NOT ELECTRICALLY INSULATED	390	-
74152100	WASHERS/INCLUDING SPRING WASHERS NOT THREADED	-	7
74152900	OTHER NOT THREADED ARTICLES COPPER	1,007	1,503
74153300	OTHER THREADED SCREW,BOLT,NUT COPPER	167	9,037
74153900	OTHER THREAD ARTICLES OF COPPER	34	2,133
74181000	TABLE,KITCH/OTH HOUSEHOLD ARTI	19,507	3,422
74182000	OTHER SANITARY WARE,PARTS COPPER	599,282	418,565
74191000	CHAIN,PARTS THEREOF OF COPPER	889	1,185
74199100	CAST,MOULDED,STAMPED,FORGED OF COPPER	38	-
74199910	COPPER SPRINGS	-	47
74199990	OTHER, ARTICLES OF COPPER	30,519	15,312

## PCT CHAPTER WISE BREAKUP OF EXPORTS

Rs. In Thousands

HSCODE	COMMODITY	Jul-Jun 2016-17	Jul-Jun 2017-18
	<b>TOTAL COPPER AND ARTICLES THEREOF</b>	<b>7,505,353</b>	<b>18,513,092</b>
	<b>NICKEL AND ARTICLES THEREOF</b>		
75030000	NICKEL WASTE AND SCRAP.	750	2,607
75071200	TUBE & PIPE OF NICKEL ALLOYED	95	-
75072000	TUBE OR PIPE FITTING NICKEL	209	767
75089010	NICKEL ROTARY PRINTING SCREEN	-	158
75089090	OTHER NICKLE ROTARY PRINTING SCREEN	1	185
	<b>TOTAL NICKEL AND ARTICLES THEREOF</b>	<b>1,055</b>	<b>3,717</b>
	<b>ALUMINIUM AND ARTICLE THEREOF</b>		
76020010	ALUMINIUM W/SCRAP OF AUTO PART	774	5,404
76020090	OTHER ALUMINIUM WASTE OR SCRAP	8,303	12,553
76051900	OTHER ALUMINIUM WIRE NOT ALLOYED	10	-
76069110	ALUMINIUM SHEET NOT ALLOYS ANODIZED/ POLYURETHENE COATED	234	2,277
76069290	OTHER ALUMINIUM SHEET ALLOYS	2,198	2,274
76071100	ALUMINIUM FOIL ROLLED NOT-WORKED/BACKED	-	22,044
76071990	OTHER ADHESIVE TAPE	330	16
76072000	ALUMINUM FOIL, BACKED	11,763	17,332
76082000	TUBE, PIPE OF ALUMINIUM ALLOYED	523	746
76090000	ALUMINIUM TUBE,PIPE FITTINGS (E.G COUPLINGS,EIBOWS,SLEEVES)	449	757
76101000	DOORS,WINDOW, FRAMS,THRESHOLDS FOR DOORS	807	100
76109000	ALUMINIUM STRUCTURE & PARTS N.E.S.	3,523	2,701
76121000	COLLAPSIBLE TUBULAR CONTAINERS ALUMINIUM	137,994	77,643
76129010	ROUND CANS ALUMINIUM DIAMETER > 45MM	4	50
76129030	OTH CANS<=400ML W LOGO/BRAND	-	264,844
76129090	OTHER DRUMS CANS BOXES ALUMINIUM	5,744	148,607
76149000	OTHER STANDARD WIRE,CABLE,PLAITED BANDS&LIKE OF ALUMINIUM NOT ELECTRICALLY INSUL	1,400	-
76151000	TABLE,KITCH,POT POLISHPAD ALUM	2,233,952	2,413,156
76152000	SANITARY WARE&PATS OF ALUMINIUM	9,834	2,379
76161000	NAILS,BOLT,NUT,SCREW ETC ALUMINIUM	14,646	14,343
76169100	CLOTH,GRILL,FENCING & NETTING OF ALUMINIUM WIRE	2,160	-
76169910	CASINGS&FORGINGS	-	87
76169920	ALUMINIUM SLUGS	261	460
76169990	OTHER ARTICLE OF ALUMINIUM	30,724	50,952
	<b>TOTAL ALUMINIUM AND ARTICLE THEREOF</b>	<b>2,465,633</b>	<b>3,038,725</b>
	<b>LEAD AND ARTICLES THEREOF</b>		
78042000	LEAD, POWDERS AND FLAKES	37,054	-

## PCT CHAPTER WISE BREAKUP OF EXPORTS

Rs. In Thousands

HSCODE	COMMODITY	Jul-Jun 2016-17	Jul-Jun 2017-18
	<b>TOTAL LEAD AND ARTICLES THEREOF</b>	<b>37,054</b>	<b>0</b>
	<b>ZINC AND ARTICLES THEREOF</b>		
79011200	ZINC CONTAINING BY WEIGHT<99.99% NOT ALLOYED	54,880	-
79020000	ZINC WASTE AND SCRAP.	51,412	245,853
79031000	ZINC DUST(BLUE POWDER)	161,207	220,707
79039000	OTHER ZINC POWDER AND FLAKES	23	1,101
79050000	ZINC PLATES,SHEET,STRIP & FOIL	954	-
	<b>TOTAL ZINC AND ARTICLES THEREOF</b>	<b>268,476</b>	<b>467,661</b>
	<b>TIN AND ARTICLES THEREOF</b>		
80012000	TIN ALLOYS	-	3,567
80070010	TIN PLAT, SHET,STRIP TH>0.2MM	55,906	32,629
80070020	TIN FOIL, THICKNESS >0.2,MM	6	25
80070030	TIN TUBE, PIPE AND FITTING	2	-
80070090	OTH ARTICLES OF TIN	40	83
	<b>TOTAL TIN AND ARTICLES THEREOF</b>	<b>55,954</b>	<b>36,304</b>
	<b>OTHER BASE METALS,CERAMICS,ARTICLES</b>		
81083000	WASTE AND SCRAP OF TITANIUM	8,531	14,565
81089000	OTHER TITANIUM WROUGHT & ARTICLES	4,045	77
81101000	UNWROUGHT ANTIMONY POWDER	259	-
81121900	OTHER BERYLLIUM UNWROUGHT, ARTICLES	125	-
	<b>TOTAL OTHER BASE METALS,CERAMICS,ARTICLES</b>	<b>12,960</b>	<b>14,642</b>
	<b>TOOLS,IMPLEMENTS,CUTLERY,PARTS THEREOF</b>		
82011000	SPADES AND SHOVELS	1,896	1,093
82014000	AXES,BILL HOOKS & SIMILAR HEWING TOOLS	2,006	2,282
82015000	SECATEURS & ONE-HANDED PRUNERS AND SHEARS	-	801
82019000	OTHER HAND TOOL AGRICULTURAL,HORTICULTURE OR FORESTRY	16,524	9,214
82021000	HAND SAWS	-	10,827
82023100	CIRCULAR SAW BLADES WITH STEEL	1,184	133
82023900	OTHER CIRCULAR SAW BLADES; INCLUDING PARTS	32	-
82029100	STRAIGHT SAW BLADES,WORKING METAL	53	-
82029990	OTHER SAW BLADES	4,227	219
82031000	FILES, RASPS & SIMILAR TOOLS	475	2,122
82032000	PILERS,PINCERS,TWEEZERS AND SIMILAR TOOLS	81,672	120,567
82033000	METAL CUTTING SHEARS & SIMILAR TOOLS	31,064	15,611
82034000	PIPE CUTTERS,BOLT CROPPERS,PERFORATING PUNCHES AND SIMILAR TOOLS	1,452	992
82041100	NON-ADJUSTABLE HAND OPERATED SPANNERS & WRENCHES	4,562	1,463

## PCT CHAPTER WISE BREAKUP OF EXPORTS

Rs. In Thousands

HSCODE	COMMODITY	Jul-Jun	Jul-Jun
		2016-17	2017-18
	<b>TOOLS,IMPLEMENTS,CUTLERY,PARTS THEREOF</b>		
82041200	ADJUSTABLE HAND OPERATED SPANNERS & WRENCHES	24	393
82042000	INTERCHANGEABLE SPANNER SOCKETS WITH OR WITHOUT HANDLES	145	1,818
82051000	DRILLING,THREADING OR TAPPING TOOLS	81,634	98,593
82052000	HAMMERS AND SLEDGE HAMMERS	4,340	3,801
82053000	PLANES,CHISELS,GUAGES AND SIMILAR CUTTING TOOLS FOR WORKING WOOD	2,000	1,306
82054000	SCREW DRIVERS	1,286	6,309
82055100	OTHER HAND TOOLS HOUSE-HOLD N.E.S.	20,652	24,169
82055900	OTHER HAND TOOL (GLAZIERS DIAMONDS)	176,505	195,929
82057000	VICES, CLAMPS AND THE LIKE	1,082	2
82059000	SETS OF ARTICLES OF TWO/MORE OF FORGOING SUB-HEADING	150,261	229,588
82060090	OTH TOOLS H-8202,8505 R-SALE	-	188
82071900	OTHER INCLUDING PARTS OF ROCK DRILLING OR EARTH-BORING TOOLS	1,892	17
82072000	DIES FOR DRAWING/EXTRUDING METAL	116	7
82073000	TOOL FOR PRESSING, STAMPING/PUNCHING	1,195	86
82074000	TOOLS FOR TRAPPING OR THREADING	105	364
82075010	TOOL DRILLS OTHER THAN ROCK/PARALLEL OR STRAIGHT SHANK TWIST DRILLS	6,367	-
82075090	OTHER TOOL FOR DRILLING OTHER THAN ROCK DRILLING	4,976	10,353
82076000	TOOLS FOR BORING OR BROACHING	21	14
82078000	TOOLS FOR TURNING	52	-
82079000	OTHER INTERCHANGEABLE TOOLS	557	1,554
82081000	KNIVES&CUTTING BLADES FOR METAL WORKING	5,322	22,771
82082000	KNIVES CUTTING BLADES FOR WOOD WORKING	-	426
82083000	KNIVES & CUTTING BLADES FOR KITCHEN APPLIANCES	895	169
82084000	KNIVES&CUTTING BLADE FOR AGRICULTURAL, HORTICULTURAL OR FORESTRY MACHINES	14,355	6,167
82089010	OTH BLADES/KNIVES PAPER MACH	12,434	106
82089020	DIE STEEL CUTTING BLADES	-	149
82089090	OTH BLADES/KNIVES FOR MACHINE	3,110	6,460
82090000	PLATES STICKS,TIPS AND THE LIKE FOR TOOLS, UNMOUNTED OF CERMET	1,872	1,888
82100000	HAND-OPERATED MECHANICAL APPLIANCES, WEIGHING 10 KG OR LESS	-	706
82111000	SETS OF ASSORTED ARTICLES	2,408	-
82119100	TABLE KNIVES HAVING FIX BLADE.	22,699	72,415
82119200	OTHER KNIVES HAVING FIXE BLADES.	834,424	1,031,250
82119300	KNIVES HAVING OTHER THAN FIX BLADES.	72,476	43,265
82119400	BLADES	1,513	333
82119500	HANDLES OF BASE METAL	14,746	6,730
82121000	RAZORS	920,755	1,035,458
82122000	SAFETY RAZOR BLADES,	1,083,729	1,119,495

## PCT CHAPTER WISE BREAKUP OF EXPORTS

Rs. In Thousands

HSCODE	COMMODITY	Jul-Jun	Jul-Jun
		2016-17	2017-18
	<b>TOOLS,IMPLEMENTS,CUTLERY,PARTS THEREOF</b>		
82129000	OTHER PARTS	1,606	6,051
82130000	SCISSORS,TAILOR'S SHEARS & SIMILAR SHEARS AND BLADE	717,385	769,223
82141000	PAPER KNIVES,LETTER OPENERS,ERASING KNIVES, PENCIL SHARPENERS AND BLADES ETC	28,070	25,728
82142000	MANICURE OR PEDICURE SETS AND INSTRUMENTS	4,705,684	5,507,184
82149000	OTHER ARTICLES OF CUTLERY .	45,164	47,067
82151000	SETS OF ASSORTED ARTICLE CONTAINING >= 1 ARTICLE PLATED WITH PRECIOUS METAL	-	1,106
82152000	OTHER SETS OF ASSORTED ARTICLE.	2,143	3,837
82159910	SPOONS	9,289	4,111
82159920	FORKS (CUTLERY)	63	203
82159990	OTHER ARTICLE OF KITCHEN.	175,236	186,692
	<b>TOTAL TOOLS,IMPLEMENTS,CUTLERY,PARTS THEREOF</b>	<b>9,273,735</b>	<b>10,638,805</b>
	<b>MISC. ARTICLES OF BASE METALS</b>		
83012090	OTH LOCKS FOR MOTOR VEHICLES	-	277
83013000	LOCKS FOR FURNITURE	-	6
83014000	OTHER LOCKS	1,706	951
83017000	KEYS PRESENTED SEPARATELY	266	-
83021010	HINGES,VEH-H-8704.2299,8703	-	1,150
83021020	HINGES DOORS VEH,H-8704.2299	-	1,028
83021090	OTH HINGES&FITTINGS FOR FURNI	103	2,369
83022000	CASTORS	84	-
83023090	OTH FITTINGS FOR M-VEHICLES	25,381	29,429
83024100	OTHER MOUNTING,FITTING SUITABLE FOR BUILDING	2,332	3,793
83024200	OTHER MOUNTING,FITING FURNITURES	312	-
83024900	OTHER FITTINGS OF BASE METAL N.S.	17,630	50,814
83025000	HAT-RACKS,HAT-PEGS,BRACKET&FIX	642	1,282
83026000	AUTOMATIC DOOR CLOSERS	8,980	11,940
83030000	ARMoured/REINFORCED SAFES, STRONG BOXES AND DOORS ETC OF BASE METAL.	4	-
83040000	FILING CABINETS,CARD-INDEX CABINET/TRAYS	902	399
83052000	STAPLES IN STRIPS	261	72
83059000	OTHER, INCLUDING PARTS	-	244
83061000	BELLS,GONGS ETC.NON ELECTRIC OF BASE METAL	19,310	38,159
83062900	OTHER; MIRRORS OF BASE METAL	4,452	2,845
83063000	PHOTOGRAPH,PICTURE OR SIMILAR FRAMES; MIRROR	1,549	3,328
83071000	FLEXIBLE TUBING OF IRON/STEEL	2,376	1,172
83079000	FLEXIBLE TUBING OF BASE METAL	-	4,557
83081010	HOOKS OF BASE METAL	37,578	1,014

## PCT CHAPTER WISE BREAKUP OF EXPORTS

Rs. In Thousands

HSCODE	COMMODITY	Jul-Jun	Jul-Jun
		2016-17	2017-18
	<b>MISC. ARTICLES OF BASE METALS</b>		
83081020	EYES & EYE LETS OF BASE METAL	770	579
83082000	TUBULAR OR BIFURCATED RIVET	29	67
83089010	CLASPS OF BASE METAL	24	-
83089020	BUCKLE OF BASE METAL	1,925	5,664
83089030	FRAME OF HAND BAG ETC OF BASE METAL	385	393
83089090	OTHER MADE UP ARTICLE OF BASE METAL PART	19,031	51,252
83099010	ALUM LID CAN OF CARBONAT DRINK	355	282
83099090	OTHER	198	300
83100010	NUMB PLATE ASSEMBLY,AGRI-TRACT	157	261
83100030	NUM PLATE ASSEMBLY OTH M-VEH	3,906	-
83100090	OTH SIGN-PLATES, NAME PLATES	1,940	213
83111000	COATED ELECTRODE OF BASE METAL	5,655	1,496
83113000	COATED RODS & CORED WIRE OF BASE METAL FOR SOLDERING,BRAZING OR WELDING BY FLAME	449	-
83119000	OTHER WIRE & RODS AGGLOMERATED OF BASE METAL	431	1,676
	<b>TOTAL MISC. ARTICLES OF BASE METALS</b>	<b>159,123</b>	<b>217,012</b>
	<b>MACHINARY/ COMPONENTS</b>		
84012000	MACHINERY/APPARATUS,ISOTOPIC SEPARATION	659	-
84021190	OTHER STEAM & OTHER VAPOUR GENERATING BOILER	215	558
84021200	WATER TUBE BOILER STEAM PRODUCTION <45 TON PER HOUR	599	64
84021910	FIRE TUBE BOILERS	1,174	-
84021920	WASTE HEAT BOILER/HYBRID BOILE	-	11,436
84021990	OTHER VAPOUR GENERATING BOILERS,	303	81
84029090	OTHER PARTS OF BOILER	2,103	-
84042000	CONDENSERS FOR AUXILIARY PLANT	98	-
84049010	PARTS MASHINE SOOT REMOVER	-	2,199
84049090	OTH PARTS VAPOUR POWER UNITS	21	1,503
84051000	PRODUCER GAS/WATER GAS GENERATORS	26	-
84059000	PARTS OF PRODUCER GAS/WATER GAS GENERATORS	552	1,268
84069000	PARTS OF STEAM TURBINES	-	1,158
84071000	AIRCRAFT ENGINES	-	35,293
84073210	RECIPRO PE 50-250CC VEH-H-8711	63	-
84079010	GAS ENGINES	-	13,787
84079090	OTHER ENGINES	2,017	-
84081000	MARINE PROPULSION ENGINES	-	569
84082010	DIESEL ENG,AGRI-TRACTOR H-8701	266	24,633
84082090	OTH DIESEL / SEMI DIESEL ENGIN	16,209	188

## PCT CHAPTER WISE BREAKUP OF EXPORTS

Rs. In Thousands

HSCODE	COMMODITY	Jul-Jun	Jul-Jun
		2016-17	2017-18
	<b>MACHINARY/ COMPONENTS</b>		
84089000	OTHER ENGINES	15,655	23,459
84091000	PARTS FOR AIRCRAFT ENGINES	4	-
84099110	RING FOR PISTON OF VEHICLE CHAPTER 87	25	53
84099120	CYLINDER FOR VEHICLES OF CHAPTER 87	12,843	3,967
84099130	CYLINDER FOR VEHICLES OF CHAPTER 87	57	-
84099140	CYLINDER HEADS FOR VEHICLES OF CHAPTER 87	1,187	3,642
84099150	CYLINDER LINER FOR VEHICLES OF CH.87	60,522	48,527
84099192	OTH PART FOR GAS ENG H84079010	212	1,301
84099199	OTH KITS FOR VEHICLES OF CH-8	991	1,280
84099910	OTHER RING FOR PISTON VEHICLE CH-87	5,291	4,136
84099920	OTHER CYLINDER FOR VEHICLES OF CH-87	1,988	1,966
84099940	OTHER CYLINDER HEAD FOR VEHICLES CH-87	477	-
84099999	OTH PARTS OF ENGINES	7,296	24,126
84109090	OTH PART HYD TURBINE&REGULA	2,077	5,462
84118100	OTHER GAS TURBINES OF POWER NOT EXCEEDING 5,000KW	-	2,969
84119900	OTHER PARTS OF GAS TURBINES	24,579	-
84122900	OTHER HYDRAULIC POWER ENGINES & MOTOR	679	2,347
84128090	OTHER ENGINES AND MOTOR.	167	-
84129010	PART MAC H-8412.3900,8412.8010	122	-
84129020	FOR MACHINES OF HEADING 8412.1000,8412.2100, 8412.2900 & 8412.3100	-	1,491
84129090	OTH PARTS OF ENG / MOTORS	195	52
84131100	PUMPS FOR DISPENSING FUEL/LUBRICANTS	-	2,269
84131990	OTHER PUMPS FOR DISPENSING CHEMICALS	4,767	3,680
84132000	HAND PUMPS NOT WITH MEASURING DEVICE	26,043	767
84133010	DIESEL FUEL INJECTION PUMPS FOR VEHICLES OF CH-87	-	16,503
84133020	OIL PUMP ASSEM VEH H-87019020	47,195	19,555
84133050	W-PUMP ICP ENG VEH H-87019020	-	55
84133090	OTHER PUMPS FUEL/LUBRICATION/COOLING	922	1,349
84134000	CONCRETE PUMP FUEL LUBRICATION	-	1,024
84136190	OTH ROTARY P.DISPLACEMENT PUMP	-	167
84137010	SUBMERSIBLE PUMPS	3,131	498
84137090	OTH CENTRIFUGAL PUMPS	10,478	185,092
84138100	OTH PUMPS	5,146	2,459
84139110	STAINLESS STEEL IMPELLERS OF PUMPS	291,578	157,493
84139120	LASER WELDED CHAMBERS FOR PUMP	2	348
84139130	OTH PARTS GROUT,ETC PUMPS	963	4,110
84139140	OTH PART PUMP FILLSTAT/GARAGE	175	69



## PCT CHAPTER WISE BREAKUP OF EXPORTS

Rs. In Thousands

HSCODE	COMMODITY	Jul-Jun	Jul-Jun
		2016-17	2017-18
	<b>MACHINARY/ COMPONENTS</b>		
84139190	PARTS OF OTHER PUMPS	8,511	17,797
84141000	VACUUM PUMPS	326	2,289
84142000	HAND OR FOOT OPERATED AIR PUMPS	454	121
84143010	COMPRESSOR USED WITH NON CFC/HCFC GASES	444	-
84143090	OTHER COMPRESSORS USED IN REFRIGERATING EQUIPMENTS	198	4,797
84144000	AIR COMPRESSORS MOUNTED ON A WHEELED CHASSIS FOR TOWING	1,537	409
84145110	CEILING FAN	1,230,981	993,442
84145120	PEDESTAL FAN	1,006,182	619,685
84145130	TABLE FAN	45,334	1,593
84145140	EXHAUST FAN	149,728	124,617
84145190	OTHER FANS WITH SELF CONTAINED ELECTRIC MOTOR OF OUTPUT NOT EXCEEDING 125W	607,955	1,183,649
84145910	BLOWERS	1,645	380
84145990	OTHER FANS	538	472
84146000	HOODS HAVING A MAXIMUM HORIZONTAL SIDE NOT > 120CM	-	31
84148010	PISTON TYPE AIR COMPRESSORS	1,833	-
84148040	AIR CURTAINS	5	-
84148050	TURBO CHARGERS	109	-
84148090	OTH TABLE,FLOOR,WALL,CEILI FAN	10,003	4,561
84149010	PART MACH H-84141000,8414.3010	4,992	6,048
84149020	PARTS COMPRESSOR REFRI EQUP	834	83
84149090	OTHER PARTS OF H-84.14	448,798	199,879
84151010	WINDO,WALL TYPE AC/SPLIT SYSTE	8,657	7,868
84151020	S-CON AC/SPLIT INER-OUTER UNIT	2,048	5,963
84151030	TROPICAL MPS MUL-SYS UNIT>5TON	-	1,157
84151090	OTH AC MACH MOTOR DRIVEN FAN	16,157	701
84152010	AC MACH FOR MOTOR-CARS H-8703	-	141
84152090	OTH AC FOR PERSONS USED IN VEH	1,530	527
84159019	OTH EVAPORATORS	165	-
84159021	CONDENSORS FOR VEHICLES H87	-	496
84159029	OTH CONDENSORS	486	-
84159091	OT AC PART H84152010,20,30,90	-	286
84159099	OTH PARTS FOR REFRI/AIRCOND	22,047	33,040
84161000	FURNACE BURNERS LIQUID FUEL	355	1,057
84163000	MECHANICAL STOKERS GRATES ETC	-	386
84169000	PART OF BURNERS OTHER ARTICLES OF 7412	25,864	116,880
84171010	KILNS (FURNACE OVEN)	-	269
84171090	OTHER FURNACES AND OVEN	35,743	17,051

## PCT CHAPTER WISE BREAKUP OF EXPORTS

Rs. In Thousands

HSCODE	COMMODITY	Jul-Jun	Jul-Jun
		2016-17	2017-18
	<b>MACHINARY/ COMPONENTS</b>		
84172000	BAKERY OVENS INCLUDING BISCUIT OVEN	3,960	2,171
84178000	OTHER FURNANCE AND OVENS	2,430	3,347
84179000	PARTS OF INDUSTRIAL OR LABORATORY FURNACE	6,496	2,740
84181000	COMBINED REFRIGERATOR-FREEZERS FITTED WITH SEPERATE EXTERNAL DOORS	30,955	87,912
84182100	REFRIGERATORS HOUSEHOLD TYPE	239,438	214,632
84182900	OTHER REFRIGERATOR HOUSHOLD TYPE	12,193	1,192
84183000	FREEZERS OF CHEST TYPE, NOT EXCEEDING 800 L CAPACITY	35,879	57,879
84184000	FREEZERS OF THE UPRIGHT TYPE	3,253	1,935
84185000	OTHER REFRIGERATOR/FREEZERS CHEST, CABINET, DISPLAY COUNTERS, SHOW CASES ETC	-	799
84186910	MILK CHILER ABOVE 3000 LTR CAP	104	-
84186930	WATER DISPENSER	15	-
84186990	OTH REFRIGERATIN, FREEZING MACH	229	2,145
84189990	OTHER PARTS OF REFRIGERATORS/FREEZERS	798	21
84191100	INSTANTANEOUS GAS WATER HEATERS	-	1,516
84191900	OTHER INSTANTANEOUS STRONG WATER HEATER	470	263
84192000	MEDICAL SURGICAL LABORATORY STERILISERS	20,648	8,968
84193100	DRYERS AGRICULTURAL PRODUCTS	-	1,314
84193900	OTHER DRYERS	-	830
84195000	HEAT EXCHANGE UNITS	-	19
84196090	OTH MACH FOR LIQUIFYING AIR/GA	31	-
84198100	OTHER MACHINERY PLANT EQUIPMENT FOR HOT DRINKS/COOKING OR HEATING FOOD	417	4,241
84198910	COOLING TOWERS	950	483
84198990	OTH MACHINES AND PLANTS	9,764	439
84199010	PART DRYERS, AGRI, AIR GAS MACH	36,453	57
84199090	OTH PARTS MACH, PLANT, LAB EQUIP	16,191	1,788
84201000	CALENDERING OR OTHER ROLLING MACHINES	38,562	13,654
84209100	CYLINDERS (FOR CALENDERING MACHINE)	1,352	525
84209900	OTHER PARTS OF CALENDERING MACHINE	9,780	3,675
84211200	CLOTHES-DRYERS	208	-
84211900	OTHER CENTRIFUGES INCLUDING DRYER	313	-
84212100	FILTERING PURIFYING MACHINERY & APPARATUS FOR LIQUIDS	14,218	1,529
84212200	FILTERING MACHINERY FOR BEVERAGES	-	529
84212310	OIL FILTER M-VEH H-8703,4,8711	70,572	47,122
84212320	OTH FUEL FILTER VEH H-87019020	16,523	13,998
84212390	OTH OIL/PETROL FILTERS FOR ENG	317	138
84212900	OTHER FILTER MACHINERY APPARATUS NES	371	263
84213110	INTAKE AIR FILT VEH H-8703,11	29	-

## PCT CHAPTER WISE BREAKUP OF EXPORTS

Rs. In Thousands

HSCODE	COMMODITY	Jul-Jun	Jul-Jun
		2016-17	2017-18
	<b>MACHINARY/ COMPONENTS</b>		
84213190	OT FILTERING/PURIFYING MAH,GAS	663	148
84213920	FILTER DRIERS CFC REFRIGERANT GASES	19	45
84213930	MIST ELEMATOR FILTERING MACHINERY	86	201
84213940	AIR FILTER FOR PURIFYING GASES	45,362	54,198
84213990	OTHER FILTERING PURIFYING MACHINERY GASES	7,995	2,075
84219190	OTHER PARTS OF CENTRIFUGES	41	4,268
84219990	OTH PART PURIFYING MACH L /GAS	2,027	3,221
84221100	DISH WASHING MACHINE HOUSE TYPE	381	1,436
84221900	OTHER DISH WASHING MACHINE OF HOUSEHOLD TYPE	6,547	4,720
84222000	MACHINERY FOR CLEANING OR DRYING BOTTLES OR OTHER CONTAINERS	26	-
84223000	MACHINERY FOR FILLING/CLOSING/SEALING OR LABELLING BOTTLE	69,650	33,341
84224000	OTHER PACKING WRAPPING MACHINE	112,831	74,131
84229090	OT PART FILLING/PACK/WARP MACH	5,841	46,153
84231000	PERSONAL WEIGHING MACHINES	483	108
84232000	SCALES FOR CONTINUOUS WEIGHING OF GOODS ON CONVEYORS	102	-
84233000	CONSTANT WEIGHT SCALES/HOPPER	528	132
84238200	OTHER WEIGHT MACHINERY >30 BUT <5000 KG CAPACITY	79	-
84238900	OTHER WEIGHING MACHINERY	937	411
84239000	WEIGHT MACHINE OF ALL KINDS & PARTS	3	-
84241000	FIRE EXTINGUISHERS WHETHER OR NOT CHARGED	1,489	3,303
84242020	SPRAY GUNS/APPL FOR INDUSTRY	12	-
84242090	OTH SPRAY GUNS & APPLIANCES	13,099	345
84243000	STEAM OR SAND BLASTING MACHINES AND SIMILAR JET PROJECTING MACHINES	-	2,476
84248900	OTHER APPLIANCES PROJECTING/DISPERSING/SPRAYING LIQUIDS	673	2,482
84249010	PART MAC H-8424.2010,3000,8100	986	1,673
84249090	OTH PART SRAYING/BLASTING MACH	1,288	4,049
84251100	PULLEY TACKLE HOISTS POWERED BY ELECTRIC MOTOR	112	-
84251900	OTHER PULLEY TACKLE WINCHES & CAPSTANS	78	34
84253100	OTHER WINCHES,CAPSTANS POWERED BY ELECTRIC MOTOR	656	13
84254200	OTHER JACKS AND HOISTS HYDRAULIC	895	4,354
84254900	OTHER MECHANICAL HANDING EQUIPMENT	190	1,516
84263000	PORTAL OR PEDESTAL JIB CRANES	-	162
84264900	OTHER MACHINERY SELF PROPELLED	179	132,334
84269900	OTHER MACHINERY NOT SELF PROPELLED	-	3,390
84279000	OTHER WORK TRUCK FITTED WITH LIFTING/HANDLING EQUIPMENT	26	-
84282000	PNEUMATIC ELEVATORS & CONVEYORS	-	595
84283300	OTHER ELEVATOR/CONVEYOR BELT TYPE	148	443

## PCT CHAPTER WISE BREAKUP OF EXPORTS

Rs. In Thousands

HSCODE	COMMODITY	Jul-Jun	Jul-Jun
		2016-17	2017-18
	<b>MACHINERY/ COMPONENTS</b>		
84283990	OTH CONVEYORS FOR GOODS/MATERI	6,139	4,927
84289010	HYDRAULIC LIFT ASS AGR-TRACTOR	-	632
84289090	OTH HYDRAULIC LIFT ASSEMBLY	9,624	13,906
84291900	OTHER; BULLDOZERS/ANGLEDZERS/TRACK LAYING	-	2,875
84292000	GRADERS AND LEVELLERS	-	18,542
84295100	FRONT-END SHOVEL LOADERS	-	737
84295900	OTHER MECHANICAL SHOVALS,EXCAVATORS AND SHOVAL LOADERS	4,829	11,688
84303900	OTHER SELF PROPELLED COAL/ ROCK CUTTER	870	2,051
84304900	OTHER BORING/SINKING MACHINERY NOT SELF PROPELLED	115	1,852
84305000	OTHER MACHINERY SELF PROPELLED	-	780
84306900	OTHER MACHINERY NOTSELF-PROPELLED	6,199	990
84311000	PARTS MACHINERY HEADING 84.25	24	-
84312000	PARTS MACHINERY HEADING 84.27	2,827	-
84313100	PARTS OF LIFTS,SKIP HOISTS & ESCALATORS	1,073	-
84313900	OTHER PARTS LIFTING/HANDLING/LOADING MACHINERY	49,973	118,616
84314100	BUCKETS SHOVELS GRABS & GRIPS	81	2,073
84314300	PARTS FOR BORING/SINKING MACHINERY OF SUBHEADING 8430.41 OR 8430.49	-	2,867
84314900	PART MACHINERY HEADING 84.26,84.29-30	7,268	22,366
84321010	CHISEL PLOUGHS	1,420	30,150
84321090	OTHER PLOUGHS	127,444	122,447
84322100	DISC HARROWS	20,407	24,664
84322910	CULTIVATORS	-	548
84322990	OTHER CULTIVATORS	443	2,533
84323900	OTH PLANTERS & TRANSPLANTERS	19,791	463
84324100	MANURE SPREADERS	251	-
84328010	ROTAVATORS	209	-
84328090	OTHER ROTAVATORS	35,798	44,645
84329000	PARTS AGRICULTURAL,HORTICULTURAL MACHINERY	29,151	25,688
84331100	LAWN MOVERS FOR PARKS/SPORTS GROUND	-	110
84331900	OTHER MOVER FOR LAWN PARKS SPORTS GROUNDS	3,468	190
84332000	OTHER MOWERS INCLUDING CUTTER BARS FOR TRACTOR MOUNTING	-	44
84333000	OTHER HAY MAKING MACHINERY	834	-
84334000	STRAW OR FODDER BALER INCLUDING PICK-UP BALER	4,703	1,793
84335100	COMBINE HARVESTER-THRESHERS	1,618	4,640
84335200	OTHER THRESHING MACHINERY	27,591	6,382
84335900	OTHER HARVESTING MACHINES	3,900	404
84336000	MACHINES FOR CLEANING,SORTING OR GRADING EGGS,FRUIT,OTHER AGRICULTURAL PRODUCE	-	3,813

## PCT CHAPTER WISE BREAKUP OF EXPORTS

Rs. In Thousands

HSCODE	COMMODITY	Jul-Jun	Jul-Jun
		2016-17	2017-18
	<b>MACHINERY/ COMPONENTS</b>		
84339000	PARTS; MACHINES FOR CLEANING/SORTING OR GRADING EGGS ETC	30,260	42,138
84341000	MILKING MACHINES	2,326	3,179
84342000	DAIRY MACHINERY	2,855	524
84349000	PARTS OF MILKING/DAIRY MACHINERY	1,263	20,318
84351010	MACH FOR BEVERAGE MANUFACT	-	137
84351090	OTH MACH FOR BEVERAGE MANF	2,409	609
84361000	MACHINERY FOR PREPARING ANIMAL FEEDING STUFFS	-	58
84362100	POULTRY INCUBATORS & BROODERS	-	12,805
84362900	OTHER POULTRY KEEPING MACHINERY	19,882	245
84368000	OTHER MACHINERY	2,969	765
84369100	PARTS POULTRY KEEPING MACHINERY OR POULTRY INCUBATORS AND BROODERS	19,155	10,471
84369900	OTHER PART OF AGRICULTURAL/HORTICULTURAL MACHINERY	90	-
84371000	MACHINES FOR CLEANING, SORTING OR GRADING SEED, GRAIN, DRIED LEGUMINOUS VEGETABLES	36	17,066
84378000	OTHER MACHINERY	24,418	3,985
84379000	PARTS OF MACHINE USE IN MILLING INDUSTRY	421	12,031
84381000	BAKERY MACHINERY & MANUFACTURING MACARONI, SPAGHETTI	4,948	6,628
84382000	MACHINERY FOR MANUFACTURE OF CONFECTIONERY, COCOA OR CHOCOLATE	20,682	36,688
84383010	CRUSHERS FOR SUGARCANE	143,668	269,959
84383090	OTH MACH FOR SUGAR MANF	1,249	7,310
84384000	BREWERY MACHINERY	12,284	-
84385000	MACHINERY FOR PREPARATION OF MEAT/POULTRY	418	118
84386000	MACHINES FOR PREPARATION OF FRUITS/NUTS/VEGETABLES.	178	20,563
84388010	OTH MACH FOR CEREAL FOOD MANF	-	388
84388090	OTH MACHINERY OF OTH	630	10,242
84389010	PARTS OF MACHINES OF HEADING 8438.3000 & 8438.4000	401,828	748,277
84389090	OTH PART FOOD/DRINK MAKE MACH	33,208	4,504
84392000	MACHINERY FOR MAKING PAPER OR PAPER BOARD	470	-
84393000	MACHINERY FOR FINISHING PAPER OR PAPER BOARD	131	-
84399900	OTHER PARTS OF MACHINERY PAPER OR PAPER BOARD	127	402
84401000	BOOK BINDING MACHINERY INCLUDING BOOK SEWING MACHINES	248	6,332
84409000	PARTS OF BOOK BINDING MACHINERY	1,341	1,301
84411000	CUTTING MACHINES	4,036	7,634
84412000	MACHINES MAKING BAGS, SACKS/ENVELOPES	5,028	996
84413000	MACHINES MAKING CARTONS, BOXES, TUBES ETC	18,626	2,673
84418000	OTHER MACHINES FOR MAKING PAPER & PAPER BOARD	3,247	19,409
84419010	PART MAC H-8441.1000, 8441.4000	1,836	140
84419090	OTH PART PULP/PAPER MAKING MACH	8,335	5,681

## PCT CHAPTER WISE BREAKUP OF EXPORTS

Rs. In Thousands

HSCODE	COMMODITY	Jul-Jun	Jul-Jun
		2016-17	2017-18
	<b>MACHINARY/ COMPONENTS</b>		
84424000	PARTS BOOK BINDING MACHINERY	830	1,232
84425000	PRINT TYPE BLOCK PLATE L/GRAPH	-	2,396
84431100	OFF SET PRINTING MACHINERY REEL-FED	523	54,109
84431200	SHEET FED, OFFICE TYPE	329	243
84431300	OTH OFFSET PRINTING MACHINERY	114	-
84431400	LETTERPRESS PRI-MACH REEL FED	105	-
84431600	FLEXOGRAPHIC PRINTING MACHIN	522	-
84431910	HOT STAMPING MACHINES	-	2,315
84431920	LABEL PRINTING /EMPOSSING MACH	558	216
84431951	PRINT/DES MACH ON COTTON TEX.	-	542
84431959	OTH PRINT/DESIGN MACH	1,880	-
84431990	OTH MACH PRINT REPETITIVE WORD	829	10,764
84433100	FAXPRINTERS &COPIERS COMBINED	-	11
84433220	INK JET PRINTER FOR DP MACHINE	476	331
84433240	LINE PRINTER	16	-
84433290	O-MACH CAPABLE TO CONNECT DPM	-	94
84433990	OTH PHOTOCOPYING APPARATUS	-	37
84439100	PART P-MACH PRINT BY PLATE/CYL	13,831	2,752
84439950	TONER,INK CART OF COMP PRINTER	-	294
84439990	OTH PARTS OF HEAD 84.42	25,741	3,091
84440000	MACHINES FOR EXTRUDING, CUTTING MAN MADE TEXTILE MATERIAL	-	1,126
84451100	CARDING MACHINES	2,971	79,827
84451200	COMBING MACHINES	-	2,599
84451300	DRAWING /ROVING MACHINES	13,514	18,228
84451910	OTH BLOW ROOM MACHINERY	-	2,978
84451990	OTH MACH PREPARING TEXT FIBRES	46,200	23,925
84452000	TEXTILE SPINNING MACHINES	2,088	129,556
84453000	TEXTILE DOUBLING OR TWISTING MACHINES	17,732	7,160
84454020	CONE/BOBBIN WINDING MACHINES	6,891	19,738
84454090	OTHER TEXTILE WINDING MACHINE	10,766	6,006
84459000	OTHER MACHINERY,TEXTILE FIBRE	15,340	5,926
84461000	WEAVING MACHINES FABRICS WIDTH NOT > 30 CM	2,610	-
84462900	OTHER MACHINES(LOOMS)	523	88,756
84463000	WEAVING MACHINES FABRIC OF WIDTH >30CM SHUTTLELESS TYPE	522,716	527,396
84471200	CYLINDER DIAMETER EXCEEDING 165 MM	-	3,880
84472000	FLAT KNITTING MACHINES,STITCH-BONDING MACHINES	5,354	5,625
84479010	MULTI HEAD EMBROIDERY MACHINES	10,866	110,026

## PCT CHAPTER WISE BREAKUP OF EXPORTS

Rs. In Thousands

HSCODE	COMMODITY	Jul-Jun	Jul-Jun
		2016-17	2017-18
	<b>MACHINARY/ COMPONENTS</b>		
84479090	OTH CIRCULAR KNITTING MACHING	325	2,223
84481900	OTHER AUXILARY MACHINES HD 84.44-47	1,193	-
84482000	PARTS&ACCESORIES MACHINES OF HEADING 84.44 OR OF THEIR AUXILIARY MACHINERY	14,717	11,045
84483190	OTHER CARD CLOTHING	-	6,725
84483200	PART ACCESORY MACHINES TEXTILE FIBRE	4,310	1,009
84483320	SPINDLES TEXTILE MACHINES	676	2,361
84483330	SPINNING RINGS	900	33,465
84483900	OTHER PARTS&ACCESSORIES 84.45	87,590	63,180
84484210	REEDS FOR LOOMS	2,508	2,378
84484290	OTHER HEALDS & HEALDS FRAME	6,252	1,787
84484910	SHUTTLES	5,252	13,686
84484990	OTH PART ACCESSORIES WEAV MACH	26,056	12,214
84485900	OTHER PART ACCESSORY MACHINES HEAD 84.47	8,037	24,608
84501100	FULLY-AUTOMATIC MACHINES	-	1,517
84501200	OTHER MACHINES WITH BUILT IN CENTRIFUGAL DRIER	217	6,581
84501900	OTHER MACHINES DRY LINEN CAPACITY NOT EXCEEDING 10KG	71,732	70,187
84502000	MACHINEE EACH OF DRY LINEN CAPACITY EXCEEDING 10KG	-	333
84509000	PARTS FOR HOUSE HOLD OR LAUNDRY TYPE WASHING MACHINE	33,283	41,019
84512100	DRY LINEN CAPACITY NO EXCEEDING 10KG	-	282
84512900	OTHER DRYING MACHINES	10	7,710
84513000	IRONING MACHINES & PRESSES(INCLUDING FUSING PRESSES)	6,711	5,347
84514010	WASHING MACHINE (INDUSTRIAL)	18,281	7,797
84514020	BLEACHING MACHINE	-	46
84514030	DYEING MACHINE	-	1,322
84515000	MACHINES FOR REELING UNREELING FOLDING ETC	5,843	443
84518020	FLOCKING MACHINES	-	13,547
84518090	OTHER MACHINES FOR WRINGLING/PASTING	32,078	26,754
84519000	PARTS FOR DRY CLEAN/DYEING MACHINES	17,253	17,078
84521010	SEWING MACHINES HOUSE-HOLD MACHINES CKD/SKD CONDITION	4	474
84521090	OTHER SEWING MACHINES HOUSEHOLD TYPE	265	839
84522100	AUTOMATIC UNITS SEWING MACHINE	-	449
84522900	OTHER SWING MACHINES INDUSTRIAL	2,737	13,105
84523000	SEWING MACHINE NEEDLES	430	337
84529030	PARTS OF MACH-HEAD 8452.1090	75	46
84529090	OTH PARTS OTH SEWING MACHINE	664	1,349
84531000	MACHINES FOR PREPARING,TANNING OR WORKING HIDE,SKIN OR LEATHER	9,469	4,205
84532000	MACHINERY FOR MAKING/REPAIRING FOOTWEAR	1,736	1,302

## PCT CHAPTER WISE BREAKUP OF EXPORTS

Rs. In Thousands

HSCODE	COMMODITY	Jul-Jun	Jul-Jun
		2016-17	2017-18
	<b>MACHINARY/ COMPONENTS</b>		
84538000	OTHER MACHINES FOR REPAIRING HIDES-SKINS/LEATHER	332	960
84539000	PARTS OF MACHINE,TANNING,FOOTWEAR	730	326
84542000	INGOT MOULDS & LADLES	595	705
84543000	CASTING MACHINES	-	384
84549000	PARTS OF CONVERTERS LADLES ETC	156	1,617
84552200	COLD, ROLLING MILLS	-	908
84553010	CAST IRON ROLLS OF DIAMETER NOT>91.44CM	-	2,473
84553090	OTHER ROLLS FOR ROLLING MILLS	43,140	31,342
84559000	OTHER PARTS METAL ROLLING MILLS	5,501	19,625
84561190	OTH MACH OPERATED BY LASER	592	-
84569000	O-MAC TOOL REMOV MATE BY LASER	-	2,973
84571000	MACHINING CENTRE FOR WORKING METAL	452	123
84581100	HORIZONTAL LATHES NUMERICALLY CONTROLLED	346	810
84581900	OTHER, HORIZONTAL LATHES	20,169	20,979
84589900	OTHER LATHES REMOVING METALS	26,094	38,861
84591000	WAY TYPE UNIT HEAD MACHINES	1,944	7,286
84592100	OTHER DRILLING MACHINES NUMERICALLY CONTROLLED	320	-
84592990	OTHER DRILLING MACHINES	73,989	4,342
84593910	VERTICAL BORING,MILLING MACHINES CAPACITY 25MM	2,682	-
84593990	OTHER BOARING-MILLING MACHINES	2,340	-
84594900	OTHER BORING MACHINES	902	-
84595990	OTHER MILLING MACHINES KNEES TYPE	2,310	168
84596990	OTHER MILLING MACHINES	2,285	-
84601900	FLAT SURFACE GRINDING MACHINES NOT NUMERICALLY CONTROLLED	4,960	3,869
84602900	GRINDING MACHINES ACCURACY AT LEAST 0.01MM	7,571	15,187
84603100	SHARPENING MACHINES NUMERICALLY CONTROLLED	-	225
84603900	OTHER SHARPENING MACHINES NUMERICALLY CONTROLLED	227	182
84609010	BENCH TYPE GRINDING MACHINE	127	153
84609090	MACHINE TOOLS FOR DEBURRING/POLISHING	5,765	4,753
84612090	OTHER SHAPING/SLOTTING MCHINES	164	104
84613000	BROACHING MACHINES	31	-
84614000	GEAR CUTTING,GRINDING/GEAR FINISHING MACHINES	-	3,035
84615090	SAWING OR CUTTING OFF MACHINES	774	-
84619000	MACHINES TOOLS FOR METAL WORKING	1,258	971
84621010	FORGING NON-ALIE STAMPING MACHINE & HAMMERS	-	104
84621090	OTHER FORGING/DIE STAMPING MACHINES & HAMMERING	3,858	800
84622900	NON NUMERICALLY CONTROLLED BENDING,FOLDING MACHINES	23,259	12,786



## PCT CHAPTER WISE BREAKUP OF EXPORTS

Rs. In Thousands

HSCODE	COMMODITY	Jul-Jun	Jul-Jun
		2016-17	2017-18
	<b>MACHINARY/ COMPONENTS</b>		
84623900	OTHER SHEARING MACHINES NOT NUMERICALLY CONTROLLED	282	179
84624900	OTHER PUNCHING/NOTCHING MACHINES INCLUDING SHEARING	9,202	236
84629190	OTHER, HYDRAULIC PRESSES	261	1,331
84629900	OTHER PRESSES FOR WORKING METAL	7,275	5,328
84633000	MACHINES FOR WORKING WIRE	574	-
84639000	OTHER MACHINE TOOL WORKING METALS	62	-
84641000	SAWING MACHINES	19,522	-
84642010	GRINDING MACHINES	1,125	4,039
84642090	POLISHING MACHINES	37	108
84649000	OTHER MACHINE TOOLS WORKING STONE/CERAMICS/CONCRETE	314	315
84651000	MACHINE FOR MECHANIC OPERATION	313	-
84659190	OTHER, SAWING MACHINES	3,769	969
84659200	PLAN MILL MOULD MACHINE	622	256
84659300	GRINDING SANDING POLISHING MACHINES	545	29
84659500	DRILLING OR MORTICING MACHINES	-	74
84659900	OTHER MACHINE TOOLS FOR WOOD ,CORK, ETC	2,578	2,069
84661000	TOOL HOLDERS SELF OPENING DIE HEADS	1,797	-
84662000	WORK HOLDERS	3,181	-
84669100	PART/ACCESSORIES MACHINE TOOLS W/STON ETC	-	1,054
84669200	PART/ACCESSORIES MACHINE TOOL W/WOOD ETC	1,572	6,702
84669310	PART MAC H-8458,8459,8460,8461	20,692	16,368
84669390	OTH PART MACHINE H-8456TO 8461	6,782	8,911
84669410	PAR H-8462.1090,.9110,84659110	1,183	-
84669490	OTH PARTS MACH H- 8456 TO 8465	2,446	7,223
84672100	DRILLS OF ALL KINDS	188	24
84672900	OTHER TOOL WITH ELECTRIC MOTOR	176	32
84679200	PARTS OF PNEUMATIC TOOLS	-	29
84679900	OTHER PART TOOL WORKING IN THE HAND	20	357
84682000	OTHER GAS-OPERATED MACHINERY APPARATUS	-	8
84688000	OTHER MACHINERY AND APPARATUS	47	539
84689000	OTHER PART GAS OPERATED MACHINERY APPARATUS	869	691
84701000	ELECTRONIC CALCULATOR WITH OUT POWER	-	221
84702900	OTHER ELECTRONIC CALCULATING MACHININE	-	66
84709000	OTHER POSTAGE,TICKET ISSUE MACHINES	-	66
84713010	LAPTOP COMPUTERS,NOTEBOOKS	9,048	414
84713020	PERSONAL COMPUTERS(PCS)	4,437	28,801
84713090	OTHER PORTABLE COMPUTER <10 KG	62,164	46,471

## PCT CHAPTER WISE BREAKUP OF EXPORTS

Rs. In Thousands

HSCODE	COMMODITY	Jul-Jun	Jul-Jun
		2016-17	2017-18
	<b>MACHINARY/ COMPONENTS</b>		
84714900	OTH DP MACH IN FORM OF SYSTEM	89	-
84715000	DIGITAL PROCESSING UNIT OTHER THAN THOSE OF SUBHEADING 8471.41-42	-	217
84716010	KEY BOARDS	15	3
84716020	MOUSE & OTHER PRINTING DEVICES	2,956	4
84716090	OTHER, INPUT OUTPUT UNITS	97	4
84717020	HARD DISK DRIVE	11,345	19,066
84717030	TAPE DRIVE	-	47
84717040	OPTICAL DISK DRIVE, INCLUDING CD-ROM&DVD Drive	-	26
84717050	OPTICAL&TAPE AUTO LOADER&LIBRARIES/JUKE-BOX	-	48
84717090	OTHER STORAGE UNIT	1,786	8
84718090	OTHER UNITS AUTO DATA PROCESSING MACHINES	13	10
84719010	CONTROL UNITS	3,032	2
84719090	OTHER DATA PROCESSING EQUIPMENTS	67,380	7,400
84729010	AUTOMATED TELLER MACHINES(ATM)	-	8,610
84729090	OTHER OFFICE MACHINES	4,280	282
84732900	OTH PARTS/ACCESSORIES ELECTRONIC CALCULATING MACHINES	987	5,092
84733010	CASING COMPUTER WITH POWER SUPPLY	-	3,315
84733090	OTHER PARTS/ACCESSORIES MACHINES HEADING 84.71	3,306	70,100
84734000	PARTS/ACCESSORIES MACHINE HEAD 84.72	710	2,947
84735000	PARTS/ACCESSORIES MACHINE HEADING 84.69-84.72	244	545
84741010	SORT/SCREEN/SEPARATING/WASHING MACHINES FOR CEMENT INDUSTRY	1,473	-
84741020	CRUSHING/SCREENING PLANT	-	2,978
84741090	OTHER SORT/SCREEN/SEPERATING/WASHING MACHINES	503	632
84742090	OTHER CRUSHING/GRINDING MACHINES	5,153	3,975
84743130	CONCRET TRANSIT MIXER DRUM	87,247	-
84743190	OTHER MACHINES MIX/KNEAD MINERALS WITH BITUMEN	3,231	2,448
84748090	MACHINES AGGLOMERAT/SHAPE, MINERALS	52	5,427
84749010	PARTS CRASH/ MIX/HYD PRES MACH	11	8,835
84749020	PART CEMENT/CONCRTE MIX MACH	5,998	28,454
84749090	OT PART SORTING/SCREENING MACH	6,577	7,660
84752100	MACH FOR MAKING OPTRICAL FIBRE	14	143
84752900	OTHER GLASS WORKING MACHINES	1,502	-
84759000	PARTS OF MACHINES H-NO.84.75	-	1,684
84762900	OTHER, AUTOMATIC BEVERAGE-VENDING MACHINES	-	1,193
84771000	INJECTION-MOULDING MACHINES	19,248	104,002
84772000	EXTRUDERS	8,261	26,428
84773090	OTHER, BLOW MOULDING MACHINES	12,968	9,980

## PCT CHAPTER WISE BREAKUP OF EXPORTS

Rs. In Thousands

HSCODE	COMMODITY	Jul-Jun	Jul-Jun
		2016-17	2017-18
	<b>MACHINARY/ COMPONENTS</b>		
84774090	OTHER VACCUM MOULDING, THERMOFORM MACHINE	-	99
84775900	OTHER MACHINES FOR MOLDING/FORMING	52,871	4,367
84778000	OTHER MACHINES FOR WORKING RUBBER/PLASTICS	31,303	83,993
84779000	PARTS OF MACHINE, WORKING RUBBER/PLASTICS	3,835	5,486
84781000	MACHINES FOR PREPARING TOBACCO	169,240	84,527
84789000	PARTS OF MACHINES OF HEADING-84.78	16,117	11,943
84791090	MACH FOR PUBLIC WORKS, BUILDING	-	1,211
84792000	MACHINES FOR EXTRACTING/PREPARING FATS/OIL	15	-
84793000	PRESSES FOR MANUFACTURE OF PARTICAL/FIBRE BOARD ETC	110	-
84796000	EVAPORATIVE AIR COOLERS	14,013	25,967
84797900	OTH PASSENGER BOARDING BRIDGES	784	35
84798100	MACHINES TREATING METAL INCLUDING ELECTRIC WIRE COIL-WINDERS	-	20
84798210	MATCH MAKING MACHINES	12,628	1,475
84798220	SOAP MAKING MACHINES	368	-
84798230	OIL REFINING MACHINES	-	6,634
84798290	OTHER CRUSHING MACHINE	11,548	3,376
84798910	FASTENING/THREAD SUCKING MACHINES	11	69
84798920	MACHINES ATTACHING RIVETS/BUTTONS	194	1,053
84798930	TABLETING MACHINES	-	30,682
84798990	OTHER MACHINES FOR GARMENTS	17,016	15,559
84799010	PARTS OF MACHINE HEAD 8479.8910	1,094	2,945
84799090	OTHER PARTS INDIVIDUAL FUNCTION MACHINES	39,028	33,618
84803000	MOULDING PATTERNS	-	67
84804900	OTHER, MOULDS FOR METAL/CARBIDES	679	1,013
84805000	MOULDS FOR GLASS	-	7
84806000	MOULDS FOR MINERAL MATERIALS.	1,189	-
84807100	INJECTION OR COMPRESSION TYPES	9,903	3,980
84807900	OTHER MOULDS FOR RUBBER/PLASTICS	3,572	67,221
84811000	PRESSURE-REDUCING VALVES	729	8,963
84812000	VALVES, OLEOHYDRAULIC/PNEUMATIC TRANSMISSIONS	112	3,964
84813000	CHECK VALVES	45	-
84814000	SAFETY OR RELIEF VALVES	945	5,750
84818030	OTH COCKS FOR M-CARS & VEHICLES	12,730	7,844
84818090	OTH APPLIAN FOR PIPES, BOILERS	20,963	21,277
84819000	PARTS OF APPLICANCE H-NO.84.81	3,189	13,397
84821000	BALL BEARINGS.	160	577
84825000	OTHER CYLINDRICAL ROLLER BEARINGS	626	-

## PCT CHAPTER WISE BREAKUP OF EXPORTS

Rs. In Thousands

HSCODE	COMMODITY	Jul-Jun	Jul-Jun
		2016-17	2017-18
	<b>MACHINARY/ COMPONENTS</b>		
84828000	OTHER COMBINED BALL/ROLLER BEARINGS	7,946	4,830
84829100	BALLS, NEEDLES/ROLLERS PARTS	352	224
84829910	RINGS OF BEARINGS	26,596	35,336
84829990	OTHER BALL OR ROLLRE BEARINGS	887	238
84831011	DIFFEREN SHAFT/PART AG-TRACTOR	492	15,006
84831013	GEAR SHIFT ASSEMBLY HEAD87.11	-	28
84831019	OTH TRANSMISSION SHAFTS	3,688	-
84831090	OTHER TRANSMISSION SHAFTS/CRANKS	3,892	2,209
84832000	BEARING HOUSING-BALL/ROLLER BEARINGS	-	62
84833010	BEAR HOUSING NOT INCORPORATING PLAIN SHAFT BEARINGS	41	170
84833020	FABRIC BEARING NOT BALL BEARIN	447	-
84833090	OTHER BEARING NOT INCORPORATING BALL PLAIN SHAFT-BEARINGS	24	277
84834019	OTH GEARS FOR VEHICLES H-87	-	840
84834090	OTHER GEAR & GEARING OTHER THAN TOOTHED WHEEL	21,695	54,822
84835010	FLYWHEELS	-	2,334
84835090	OTHER FLYWHEELS	3,014	1,382
84836099	OTHER CLUTCHES	6	23
84839010	TOOTHED WHEELS ETC AGR-TRACTOR	8,872	330
84839090	OTH COMPONENTS FOR VEHICLES	2,225	578
84841090	OTHER GASKETS&SIMILAR JOINTS METAL	12	20
84842010	SPIRAL WOUNDS MECHANICAL SEALS	52	-
84842090	OTHER MECHANICAL SEALS	1,336	188
84849000	OTHER GASKET&SIMILAR JOINT,DISSIMILAR IN COMPOSITION	-	33,659
84861000	MACH FOR MANUF BOULES / WAFERS	-	456
84869000	PARTS&ACCE OF MACH MANU S-COND	427	-
84871000	SHIPS/BOATS.PROPELLERS&BLADES	3,756	2,261
84879010	OTH OIL SEALS FOR VEHICL CH-87	157	-
84879090	O-PARTS&ACCE NOT CON ELE-CONNE	737	10,975
	<b>TOTAL MACHINARY/ COMPONENTS</b>	<b>8,379,568</b>	<b>9,315,323</b>
	<b>ELECTRICAL MACHINERY,EQUIP,PARTS</b>		
85011000	ELECTRIC MOTOR OUTPUT NOT >37.5.WATT	4,364	578
85012000	UNIVERSAL AC/DC MOTOR >37.5 W	2,133	-
85013210	O-DC MOTOR/GEN 0-P-750W-75KW	-	14,361
85013290	OTH DC MOTOR/GENERA>75KW<3750W	-	2
85013400	OTHER DC MOTOR/GENERATOR OUTPUT >375KW	42	-
85014090	OTHER AC MOTORS	271	3,189

## PCT CHAPTER WISE BREAKUP OF EXPORTS

Rs. In Thousands

HSCODE	COMMODITY	Jul-Jun	Jul-Jun
		2016-17	2017-18
	<b>ELECTRICAL MACHINERY,EQUIP,PARTS</b>		
85015120	CLUTCH MOTOR SEWING MAC<750W	-	33
85015190	OTH AC MOTORS MULTI-PHASE<750W	-	1,365
85015210	SUBMERS MOTOR OUTPUT>750W<75KW	3,644	138,367
85015290	OTH AC MOTOR M-PH >750W <75KW	945	421
85015330	GEARED MOTORS	73	-
85016410	AC GENERATOR O-PUT 750-1100KVA	-	551
85016490	OTH AC GENERATOR/ELEC MOTOR	5,433	2,629
85021110	ELECTRIC GENERATING SET INTERNAL COMBUSTION ENGINES NOT >5KVA	31	-
85021120	ELE-GENERATER DIESEL 5-20 KVA	4,297	-
85021130	ELE-GENERATER DIESEL 20-50 KVA	191	-
85021190	OTHER GENERATING SETS INTERNAL COMBUSTION PISTON ENGINES	-	22,236
85021200	GENERATING SET WITH INTERNAL COMBUSTION ENGINE >75 BUT NOT >375KVA	-	14,410
85021310	GENERATING SET INTERNAL COMBUSTION ENGINES >375 BUT NOT >1100 KVA	409	6,014
85021390	OTHER GENERATING SET INTERNAL COMBUSTION PISTON ENGINES	923	109,172
85022000	GENERATING SET WITH SPARK-IGNITION INTERNAL COMBUSTION PISTON ENGINES	-	43,674
85023900	OTHER GENERATING SETS	51,105	-
85024000	ELECTRIC ROTARY CONVERTERS.	-	13,251
85030010	PARTS OF MACHINE HEAD 85.01	6	13,249
85030020	PARTS MACHINE HEAD 85.01&85.02	679	1,940
85030090	OTH PARTS MOTORS GENERATORS	713	13,565
85041000	BALLAST FOR DISCHARGE LAMPS/TUBES	-	421
85042100	LIQUID DI-ELECTRIC TRANSFORMER HAVING POWER HANDLING CAPACITY NOT>650KVA	5,146	3,138
85042200	LIQUID DI-ELECTRIC TRANSFORMER POWER HANDLING CAPACITY>650 BUT NOT >10,000	15,859	-
85042300	LIQUID DI-ELECTRIC TRANSFORMER >10000 KVA	-	316
85043100	OTHER TRANSFORMER WITH POWER HANDLING CAPACITY NOT>1 KVA	-	21
85043200	OTHER TRANSFORMER >1KVA BUT <16KVA	-	14,720
85043300	OTHER TRANSFORMER >16 KVA BUT <500 KVA	189,216	110,203
85043400	OTHER TRANSFORMER WITH POWER HANDLING CAPACITY >500 KVA	130,872	9,552
85044010	STATIC CONVERTERS UNINTERRUPTED SUPPLY OF POWER(UPS) RATING UPTO 1.5 KVA	10	34
85044020	BATTERY CHARGERS	543	1,982
85044090	OTHER UNINTERRUPTED POWER SUPPLY	3,654	3,271
85049030	PARTS STATIC CONVERTERS(UPS)	1,654	-
85049090	OTHER PARTS FOR POWER TRANSFORMERS	726	17,828
85051100	PERMANENT MAGNETS AND ARTICLES	1,671	-
85051900	OTHER PERMANENT MAGNETS & ARTICLES	522	-
85052000	ELECTRO-MAGNETIC COUPLINGS,CLUTCHES&BRAKES ETC	-	129
85059000	OTHER ELECTRO-MAGNETIC INCLUDING PART HD 85.05	101	265

## PCT CHAPTER WISE BREAKUP OF EXPORTS

Rs. In Thousands

HSCODE	COMMODITY	Jul-Jun	Jul-Jun
		2016-17	2017-18
	<b>ELECTRICAL MACHINERY,EQUIP,PARTS</b>		
85068000	OTHER PRIMARY CELL&BATTERIES	648	-
85069010	BRASS CAPS FOR DRY BATTERY CELL	-	91
85069090	OTHER PARTS PRIMARY CELL&BATTERIES	3,045	-
85071010	MEANT M-CARS H-87.03&VEH-4,11	266,802	948,943
85071020	MEANT FOR VEH H-87.01,2,4	1,501,307	1,113,691
85071090	OTH LEAD-ACID -STARTING ENGINE	18,575	-
85072090	OTHER LEAD-ACID ACCUMULATORS	-	642
85078000	OTHER ACCUMULATORS	9,054	-
85086090	OTH INDUSTRIAL VACUUM CLEANER	37	-
85094010	FOOD GRINDERS ELECTRO MECHANICAL DOMESTIC APPLIANCES	963	17
85094020	FRUIT MIXER ELECTRO MECHANICAL DOMESTIC APPLIANCES	2,926	-
85094030	FRUIT/VEGETABLE JUICE EXTRACTORS ELECTRO-MECHANICAL DOMESTIC APPLIANCES	25	1,785
85098000	OTHER ELECTRO-MECHANICAL DOMESTIC APPLIANCES	3,506	3,720
85099000	PARTS ELECTRO-MECHANICAL DOMESTIC APPLIANCES	2,039	3,573
85102000	HAIR CLIPPERS	89	-
85103000	HAIR-REMOVING APPLIANCES	-	29
85109000	PART OF SHAVER/CLIPPER/REMOVER	271	-
85111000	SPARKING PLUGS	-	571
85112090	OTH IGNITION MAGNETOS/DYNAMOS	399	-
85114019	OTH STARTER-MOTOR S	-	6
85114090	DUAL PURPOSE STARTER GENERATORS	332	587
85115090	OTH ALTNATOR ASSEMBLY FOR OTH	35	43
85118090	O/EQUIP(IGNI COIL,CUT-OUT,ETC)	-	102
85119010	ALUM CASTED DISTRI CASE M-CARS	1,302	267
85119090	OTH ELECTRI IGNI/STARTING EQUI	-	58
85121000	LIGHTING OR VISUAL SIGNALLING EQUIPMENT FOR BICYCLE USE	-	49
85122010	HEAD LIGHT FOR MOTOR VEHICLES	470	64
85123010	SOUND SIGN EQU VEH H-8703,4,11	3,351	10,435
85123030	ANTI-THEFT ALARM OF VEH CH 87	6	-
85123090	OTH SOUND SIGNILING EQUIPMENT	4,545	-
85129090	OTH ELECTRI LIGH/SIGNAL EQUIPM	-	535
85131020	OTHER SAFETY LAMPS; MORES SIGNALLING LAMPS;EXAMINATION LAMPS	62	478
85131090	OTHER PORTABLE ELECTRIC LAMPS	5,877	2,848
85139090	OTH PARTS OF ELECTRIC LAMPS	519	282
85141000	RESISTANCE HEAT FURNANCE/OVEN	-	1,580
85142000	FUR/OVE BY INDUCTIONDIELE LOS	-	365
85143000	OTH FURNANCES AND OVENS	4,154	737

## PCT CHAPTER WISE BREAKUP OF EXPORTS

Rs. In Thousands

HSCODE	COMMODITY	Jul-Jun	Jul-Jun
		2016-17	2017-18
	<b>ELECTRICAL MACHINERY,EQUIP,PARTS</b>		
85149000	PARTS OF INDUS/LAB FURN & OVEN	405	18,229
85151900	OTHER BRAZING/SOLDERING IRONS&GUNS	406	294
85152900	OTHER MACHINES RESISTANCE WELDING OF METAL	79	47
85153900	OTHER MACHINES/APPARATUS ARC WELDING METAL	778	117
85158000	OTHER MACHINES/APPARATUS HOT SPRAYING METAL	25	-
85159000	PARTS(OF HEADING NO.85.15)	1,794	-
85161000	ELECTRIC INSTANTANEOUS OR STORAGE WATER HEATERS /IMERSION HEATER	221	-
85162900	OTHER ELECTRIC SPACE/SOIL HEATNG APPARATUS	10	459
85163200	OTHER HAIR DRESSING APPARATUS	363	441
85164000	ELECTRIC SMOOTHING IRONS	-	4
85165000	MICROWAVE OVENS	132	686
85166010	ELECTRIC OVEN	-	10
85166090	OTHER APPLIANCES USED DOMESTIC PURPOSE	527	251
85167100	ELECTRIC COFFEE OR TEA MAKERS	6	-
85167910	INSECT KILLER	-	22
85167990	OTH ELECTRO THERMIC APPLIANCES	2,664	480
85168010	ELECTRIC HEATING ELEMENT FOR REFRIGERATORS	227	-
85168090	OTHER ELECTRIC HEATING RESISTOR	18,154	5,299
85169000	PARTS ELECTRO-THERMIC APPLIANCES H-85.16	22,524	25,004
85171210	CELLULAR MOBILE PHONE	2,315,648	4,134,596
85171220	FIXED WIRELESS TERMINAL & CDMA	-	507
85171290	OTH T-PH FOR CELL/WIRELESS NET	-	77
85171890	OTH VIDEO PHONE CEL/W-LESS NET	21	-
85176100	BASE STATIONS FOR WIRELESS N-W	120,234	-
85176220	MODEMS	-	4
85176290	OTH RECEP/TRANS/ROUT/ MACH	142	2,334
85176970	OTH LAN HUBS,BRIDGE,SWITC	64,639	-
85176990	OTHER APPARATUS FOR RECP/TRANS	-	19,621
85177000	PARTS OF NETWORKING EQUIP	9,354	112,002
85182990	OTHER LOUD SPEAKER NOT MOUNTED IN ENCLOSURE	22	-
85183000	HEADPHONES/EARPHONES/MICRO PHONE SPEAK SET	8	-
85185000	ELECTRIC SOUND AMPLIFIER SETS	856	-
85189000	PARTS & ACCESSORIES HEAD 85.18	604	-
85232100	CARDS INCORPORTAING MAG STRIPE	28	-
85232930	AUDIO CASSETTES	15	-
85234110	COMPACT DISC (CD)UN-RECORDED	2	-
85234120	DIGITAL VERSATILE(CD)UNRECORDE	2	-

## PCT CHAPTER WISE BREAKUP OF EXPORTS

Rs. In Thousands

HSCODE	COMMODITY	Jul-Jun	Jul-Jun
		2016-17	2017-18
	<b>ELECTRICAL MACHINERY,EQUIP,PARTS</b>		
85234990	OTH OPTCAL MEDIA CON SOFTWARE	10,639	16,246
85235110	OTH OPTICAL MEDIA	2,121	-
85235910	PROXIMITY CARDS AND TAGS	11	575
85235990	OTHER SEMICONDUCT MEDIA	2,918	-
85238090	OTH MEDIA FOR RECORDING SOUND	12,585	11,393
85256090	OTH TRANSMISSION RECEPTION APP	-	36,594
85258010	CLOSE CIRCUIT TV CAMERAS	84	226
85258030	TELEVISION CAMERAS	-	59
85258040	DIGITAL CAMERAS	-	945
85258090	OTH TV/VIDEO/DIGITAL CAMERA	-	128
85261000	RADAR APPARATUS	2,037	-
85285200	OTH MONITOR DATA PROCESSING SY	-	40
85285900	OTHER MONITORS	-	97
85287212	OTH COLOR TV SETS	-	16
85287290	OTH RECEPTION APPARAT COLOUR	342	-
85287300	OTH BL&WHITE/MONOCROME R-APA	-	4,633
85291010	PARTS ACCESSORIES FOR CABLE,TV/SATELLITE RECEIVER	-	20
85291090	OTH AERIALS/AERIAL REFLECTORS	-	6
85311000	BURGLAR/FIRE ALARMS/SIMILAR APPARATUS	-	1,658
85312000	INDICATOR PANELS INCORPORATING LCD(LIQUID CRYSTAL DEVICE)/LED(LIGHT EMITTING DIO	320	-
85318000	OTHER APPARATUS	30,406	25,198
85319010	PANIC BUTTON	-	2,098
85319090	OTHER PARTS ELECTRIC-SOUND/VISUAL SIGNALLING APPARATUS	1,229	2,622
85321000	FIX ED CAPACITORS FOR 50/60 HZ CAPACITY NOT <0.5KVAR(POWER CAPACITORS)	6,097	1,784
85322300	CERAMIC DIELECTRIC,SINGLE-LAYR FIXED CAPACITORS	5	-
85322400	CERAMIC DIELECTRIC MULTI-LAYER FIXED CAPACITORS	-	352
85322500	DIELECTRIC OF PAPER OR PLASTIC FIXED CAPACITORS	143,360	103,469
85322900	OTHER FIXED CAPACITORS	1,507	43
85323090	OTH VARIA/ADJUST(PRE-SET) CAPA	-	3
85329090	OTHER PARTS OF ELECTRIC- CAPACITORS	24,550	-
85331000	FIXED CARBON RESISTORS COMPOSITION/FILM TYPE	-	6
85334000	OTHER VARIABLE RESISTORS INCLUDING RHEOSTATS AND POTENTIOMETERS	209	-
85340000	PRINTED CIRCUITS	185	909
85352110	AUTOMATIC CIRCUIT-BREAKERS UPTO 17.5 KV	3,384	8,558
85352900	OTHER AUTOMATIC CIRCUIT BREAKER	628	-
85354090	OTHER VOLTAGE LIMITERS/ARRESTORS	-	29
85359000	ELECTRIC APPARATUS FOR SWITCHING/PROTECTING ELECTRIC CIRCUITS>1000 VOLTS	84	-



## PCT CHAPTER WISE BREAKUP OF EXPORTS

Rs. In Thousands

HSCODE	COMMODITY	Jul-Jun	Jul-Jun
		2016-17	2017-18
	<b>ELECTRICAL MACHINERY,EQUIP,PARTS</b>		
85361000	FUSES FOR VOLTAGE <1000 VOLTS	-	31
85362090	OTHER AUTO CIRCUIT BREAKERS	304	1,007
85363000	OTHER APPARATUS PROTECTING ELECTRIC CIRCUITS	-	275
85364100	RELAYS FOR VOLTAGE NOT >60 V	-	17
85364900	OTHER, RELAYS	4,032	58,257
85365010	PRESSURE SWITCHES	-	1
85365022	NENTRAL SAFETY SW,VEH-H 8701	565	-
85365029	OTHER SWITCHES	1,581	6
85365099	OTH SOCK,LAMP HOLD NOT>1000VOL	1,214	13,313
85366100	LAMP HOLDERS	9,255	6,619
85366910	PLUGS&SOCKET PINS 16& ABOVE	494	16
85366990	OTH ELEC SWITCH,RELAYS,FUSES	2,038	4,871
85369030	MAGNETIC CONTRACTOR/THERMAL PROTECTORS FOR MOTORS	668	980
85369090	OTHER ELECTRICAL APPARATUS SWITCH/PROTECTING ELECTRICAL CIRCUITS	11,485	663
85371010	FUSE BOX VEH H-8711NOT >1000 V	-	26
85371090	OTH BOARDS, PANELS, CONSOLES	1,777	254,216
85372000	BODIES,CONSOLE ETC VOLTAGE >1000V	22,600	240,883
85381000	BOARD,PANELS GOODS HEAD 85.37	22,446	854,069
85389090	OTHER PARTS HEAD 8535,8536,8537	39,709	79,591
85392190	OTHER TUNGSTEN HALOGEN LAMPS	433	2,735
85392200	OTHER LAMPS 200W FOR VOLTAGE>100V	252	1,243
85392910	BULBS FOR AUTOMOTIVE VEHICLES	86	-
85392920	BULBS FOR FLASH LIGHT	25	-
85392990	OTHER FILAMENT LAMP EXCLUDING ULTRA VIOLET /INFRARED/ARC LAMPS	1,240	68
85393190	OTH.DISCHARGE FLORESCENTLAMPS	-	201
85393210	MERCURY OR SODIUM VAPOUR LAMPS	3	-
85393900	OTH MERCURY/SOD VAPOR LAMP	127	8
85394100	ARC-LAMPS (ELECTRIC)	104	-
85395010	LED LAMP BULB	-	34,477
85399010	TUNGSTEN FILAMENT FOR 6,12,24V	972	-
85399090	OTHER PART ELECTRIC FILAMENT OR DISCHARGE LAMPS	77,828	3,784
85412900	OTHER TRANSISTOR DISSIPATION RATE OF <1W	-	1
85414000	PHOTOSENSITIV SEMICONDUCTOR DEVICES	2,151	251
85419000	PARTS OF APPARATUS OF H-85.41	308	113
85423100	PROCESSORS & CONTROLLERS	185	-
85429000	PARTS OF THE HEADING NO,85,42	159	1,172
85433000	MACHINES&APPARATUS FOR ELECTROPLATING, ELECTROLYSIS OR ELECTROPHORESIS	778	-

## PCT CHAPTER WISE BREAKUP OF EXPORTS

Rs. In Thousands

HSCODE	COMMODITY	Jul-Jun	Jul-Jun
		2016-17	2017-18
	<b>ELECTRICAL MACHINERY,EQUIP,PARTS</b>		
85437090	O-MCH/APPA-INDIVIDUAL FUNCTION	2,107	1,189
85439090	OTH PART ELEC MACH&APPLIANCES	-	19
85441110	ENAMELLED WIRE WITH NYLON COVER	-	34
85441190	OTHER ENAMELED COPPER WIRE	576	84
85441900	OTHER WINDING WIRE OF COPPER	5,256	2,198
85442000	CO-AXIAL CABLE & CONDUCTORS	623	-
85443019	OTH IGN WRIN SET VEH/SH/A-CRFT	700	3,070
85443090	OTH WRING SET VEH/SHIP/A-CRAFT	48	260
85444210	COMPUTER LEADS WITH CONNECTOR	-	192
85444221	WIRI,CABLE SETS VEH-8703,04,11	1,761	2,188
85444290	OTH CABLE SETS VEH-UPTO 1000V	6,164	6,695
85444910	ELECTRIC TETEPHONE CABLES	-	9,443
85444990	OTH ELECTRIC CONDUCTORS VOLTAGE >80V BUT NOT>1000V	61,795	186,494
85446000	OTHER ELECTRIC CONDUCTOR FOR VOLTAGE >1000V	-	101,340
85447000	OPTICAL FIBRE CABLES	222,246	111,549
85451900	OTHER ELECTRODES	4,397	-
85452000	CARBON BRUSHES	991	679
85459090	OTHER LAMP CARBON&CARBON ARTICLE	-	166
85462000	EELECTRICAL INSULATOR CERAMICS	20,920	45,793
85469000	OTHER ELECTRICAL INSULATORS OTHER THAN GLASS,CERAMICS	124	-
85481010	BATTERIES PLATES	47,177	-
85481090	OTH SCRAP OF CELL,BATTERY	7,911	-
	<b>TOTAL ELECTRICAL MACHINERY,EQUIP,PARTS</b>	<b>5,643,778</b>	<b>9,220,863</b>
	<b>RAILWAY, LOCOMOTIVE, ROLLING STOCK</b>		
86061000	TANK WAGONS AND THE LIKE	-	994
86072900	OTHER BRAKES LOCOMOTIVE&PARTS THEREOF	-	474
86079100	OTHER PARTS OF LOCOMOTIVES	4,468	-
86079900	OTHER RAILWAY LOCOMOTIVE STOCK PART	115,269	175
86090000	CONTAINERS DESIGNED &EQUIPPED FOR CARRIAGE BY 1 OR MORE MODES OF TRANSPORT	208	189
	<b>TOTAL RAILWAY, LOCOMOTIVE, ROLLING STOCK</b>	<b>119,945</b>	<b>1,832</b>
	<b>VEHICLES OTHER THAN RAILWAY, ROLLING STOCK</b>		
87011010	PEDESTRAIN TRACTORS CKD / SKD CONDITION	3,230	8,664
87011090	OTHER PEDESTRIAN CONTOLLED TRACTORS	-	9,089
87012010	ROAD TRACTOR CKD/SKD CONDITION	-	4,893
87012020	ROAD TRACT-S-TRALIER CBU<280hp	47,430	201,830
87012030	R-TRACTOR ANY KIT FORM-280HP/>	-	316

## PCT CHAPTER WISE BREAKUP OF EXPORTS

Rs. In Thousands

HSCODE	COMMODITY	Jul-Jun	Jul-Jun
		2016-17	2017-18
	<b>VEHICLES OTHER THAN RAILWAY, ROLLING STOCK</b>		
87012040	PEDEST CONT TRACTOR CBU>280HP	-	4,389
87012090	OTHER ROAD TRACTOR SEMI-TRAILER	3,683	39,385
87013010	TRACK-LAYING TRACTORS CKD/SKD	-	874
87019210	COMP AG-TRACTORS-ANY KIT FORM	21,768	2,739
87019220	AGRI TRACT,ENG CAP>26KW <37 KW	-	231,897
87019290	OTH TRACT,ENG CAP>26 KW <37 KW	-	324,299
87019310	COMPONENT AGRI TRACTOR IN KIT	-	13,189
87019320	AGRICULTURE TACTOR-37 TO 75KW	1,444,875	690,718
87019390	OTHER TRACTORS 37 TO 75 KW	322,182	148,295
87019400	AGR TRACT,ENG CAP>75 KW<130 KW	-	5,068
87021090	OTHER MOTOR VEHICLE DIESEL ENGINE 10-PERSON	-	10,535
87032114	C-ASSEM/MANUF AU-RICKSHAW, AKF	-	41,145
87032115	AUTO RICKSHAWS (CBU)	57,668	12,041
87032119	OTH VEH CY-CAPACITY NOT>800CC	1,065	2,716
87032199	OTH VEHICLES, 800CC TO 1000CC	20,069	-
87032290	OTH VEH CYL-CPA 1000-1500CC	-	2,527
87032329	OTH VEHICLE CYC 1800-3000CC	-	233
87042190	OTHER VEHICLE DIESEL G.V.W < 5 TON	470	-
87043150	3-WHEELER CARGO LOADER(CBU)	-	74
87043190	OTHER VEHICLE NOT EXCEEDING 5 TONNES	26,292	7,181
87053000	FIRE FIGHTING VEHICLES	40,461	-
87059000	OTHER SPECIAL PURPOSE MOTOR VEHICLE	5,210	-
87060000	CHASSIS WITH ENGINE FOR MOTOR VEHICLE OF HEADINGS 87.01-87.05	909	2,413
87081010	BUMPERS(SHEET METAL)FOR VEHICLES OF SUB-HEADING 8701.2020, .2090, .9040 & .9060	7,399	575
87081020	FR/RE BUMPERS ETC M-CAR H-8703	16,101	-
87081090	OTH BUMPERS AND PARTS THEREOF	14,129	21,867
87082110	SAFETY SEAT BELTS M-CAR,H-8703	1,060	-
87082190	OTHER SAFETY SEAT BELTS	3,585	-
87082911	PARTS/ACCE OF BODIES VH-H-8701	65,081	91,133
87082919	OTH PARTS /ACC OF BODIES M-VEH	22,242	19,882
87082931	AIR OUTLET ASSEMB M-CAR H-8703	10,353	7,824
87082932	BODY PARTS OF VEH H-8703.2113	-	234
87082939	BODY PARTS OF VEH H-8703.2190	5,601	1,066
87082942	BODY PARTS OF VEH H-8704.2219	-	1,441
87082990	PARTS/ACC M-VEH H-8701 TO 8705	6,281	12,269
87083010	BRAKES VEH H-87032115-87043190	44	74
87083031	BRAKE PART VH-H-87042190&.3190	10	-

## PCT CHAPTER WISE BREAKUP OF EXPORTS

Rs. In Thousands

HSCODE	COMMODITY	Jul-Jun	Jul-Jun
		2016-17	2017-18
	<b>VEHICLES OTHER THAN RAILWAY, ROLLING STOCK</b>		
87083090	OTHER BRAKE PATS OF OTHER VEH	176	6,370
87084010	GEAR BOXES FOR AGRI-TRACTOR	34	88,550
87084090	OTHER GEAR BOXES FOR VEHICLE	349,492	629,370
87085010	BUILT UP DRIVE AXE VH-8701,2,4	350	7,160
87085090	DRIVE AXLES WITH DIFFERENTIAL	89	1,210
87087010	ROAD WHEELS,RIMS-CARS H-8703,4	-	5,161
87087020	ROAD WHE,RIM,VEH-8701,2,4(6X2)	-	105
87087090	OTH ROAD WHEELS,PARTS & ACCE	5,748	13,589
87088010	SUSPENS-ABSORBERS CARS 87.03,4	1,054	-
87088090	OTH SUSPENSION SHOCK-ABSORBERS	17,157	10,975
87089110	RADIATORS WITH ALUMINUM CORE	48,368	72,896
87089120	RADIATOR ALU CORE CAR-8703,4	-	628
87089130	RADIATOR ALU CORE VH-8701,4*4	7,707	923
87089190	OTH PARTS AND ACCESSORIES	71,954	59,200
87089220	SILENCER,EXH-PIPE VEH-8701,2,4	3,024	2,409
87089290	OTH SILENCER AND EXH-PIPE	1,166	7,533
87089390	OTH CLUTCHES AND PARTS VEH	275	11,328
87089410	STEERING WHEELS M-CARS 8703,4	2,095	10,777
87089420	STEERING GEARS CAR-8703-800CC	2,604	248
87089490	OTH STEERING WHEELS/BOXES	1,446	1,280
87089910	O-PART VEH H-87012020,90,40,60	15,324	7,758
87089920	COMPONENTS FOR VEH-87021090&9090	275	-
87089930	COMPONENTS MOTOR CAR H-8703	742	10,701
87089940	COMPONENTS VH-87042190,3190	37,999	24,041
87089950	COMPONENTS VH-87042219,2290,2390	10,898	-
87089990	PARTS & ACCESSORIES OF MOTOR VEHICLES	622,529	669,154
87091900	OTHER WORK TRUCK SELF PROPELLED NOT-FITTED WITH LIFTING/HANDLING EQUIPMENT	1,045	990
87099000	PARTS,H-NO.87.09 OF WORK TRUCK	18,178	4,754
87100090	TANKS,OTH ARMOUR FITTING VEH	11	-
87111010	MOTOR CYCLE EXCEEDING 50 CC CKD/SKD CONDITION	-	32
87111090	OTHER MOTOR CYCLE NOT EXCEEDING 50CC	189	1,980
87112090	OTHER MOTOR CYCLE CAPACITY 50-250CC	462,339	519,476
87113010	AUTO RICKSHAW WITH BODIES	115	179
87113090	OTH MOTOR CYCLES,OF A CYLINDER	2,993	698
87115090	OTH MOTORCYCLE EXCEEDING 800CC	-	569
87116090	OTH. ELECTRIC MOTORCYCLE	-	103
87120000	BICYCLES,OTHER DELIVERY TRICYCLES, NOT MOTORISED	94	8,127

## PCT CHAPTER WISE BREAKUP OF EXPORTS

Rs. In Thousands

HSCODE	COMMODITY	Jul-Jun	Jul-Jun
		2016-17	2017-18
	<b>VEHICLES OTHER THAN RAILWAY, ROLLING STOCK</b>		
87141020	COMPONNENT FOR VEHICLE-H-8711	2,385	1,815
87141030	DRUM GEAR SHIFT OF VEHI-H-8711	-	388
87141090	OTH PART ACC VEH H-87.11-87-13	26,296	16,370
87142000	PART ACCESSORIES OF CARRIAGES FOR DISABLED PERSONS	-	1,409
87149200	WHEEL RIMS AND SPOKES	38	126
87149390	OTH FREE WHEEL SPROCK BICYCLE	367	-
87149500	OTHER, SADDLES	-	115
87149900	OTHER,PARTS AND ACCESSORIES	19,999	13,158
87150000	BABY CARRIAGES & PARTS THEREOF	-	8
87161010	COMPO TRAILER/S-TRAILER IN AKF	-	8
87161090	OTH TRAILER/S-TRAILER CRV TYPE	3,304	2,047
87162010	CMPO SELF-LOAD/UN- AG-TRA,AKF	-	48
87162090	OTH SELF-LOADING/UN-AG-TRAILER	-	6,851
87163990	OTH TRAILERS/SE-TRAILERS GOODS	-	5,233
87164010	COMPO OTH TRAIL/SE-TRAILER-AKF	5,614	1,489
87164090	OTH TRAILERS & SEMI -TRAILERS	-	13,485
87168090	OTHER VEH NOT MANHNICALLT PROP	63	3,031
87169000	PARTS,TRAILER SEMI-TRAILER, H87.16	250	7,469
	<b>TOTAL VEHICLES OTHER THAN RAILWAY, ROLLING STOCK</b>	<b>3,890,984</b>	<b>4,172,199</b>
	<b>AIRCRAFT, SPACECRAFT AND PARTS THEREOF</b>		
88031000	PROPELLERS,ROTORS & PARTS THEREOF	28	-
88033000	OTHER PARTS OF AEROPLANE/HELICOPTER	-	503
88039000	OTHER PARTS OF H-88.01 OR 88.02	397	9,948
	<b>TOTAL AIRCRAFT, SPACECRAFT AND PARTS THEREOF</b>	<b>425</b>	<b>10,451</b>
	<b>SHIP, BOATS &amp; FLOATING STRUCTURES</b>		
89011000	CRUISE SHIPS,BOATS FOR PERSONS	104	1,452
89019000	OTHER VESSELS FOR PERSONS/GOODS	185,145	40,826
89039900	OTH INFLATABLE YACHTS	-	136
89071000	INFLATABLE RAFTS	-	521
89079000	OTHER; FLOATING STRUCTURES	-	140
89080000	VESSEL,FLOATING-STRUCOR FOR BREAKING UP	1,317	7,607
	<b>TOTAL SHIP, BOATS &amp; FLOATING STRUCTURES</b>	<b>186,566</b>	<b>50,682</b>
	<b>OPTICAL,PHOTOGRAPHIC,CINEMATOGRAPHIC,MEASURING,MEDICAL OR SURGICAL INSTRUMENTS AND APPARATUS,PARTS AND ACCESSORIES</b>		
90011000	OPTICAL FIBRES,OPTICAL FIBRE BUNDLES AND CABLES	345	-
90013000	CONTACT LENSES.	48	45

## PCT CHAPTER WISE BREAKUP OF EXPORTS

Rs. In Thousands

HSCODE	COMMODITY	Jul-Jun	Jul-Jun
		2016-17	2017-18
	<b>OPTICAL,PHOTOGRAPHIC,CINEMATOGRAPHIC,MEASURING,MEDICAL OR SURGICAL INSTRUMENTS AND APPARATUS,PARTS AND ACCESSORIES</b>		
90019000	OTHER LENSES, PRISMS, MIRRORS	115	-
90021100	OBJETIVE LENSES FOR CAMERA/PROJECTORS OR PHOTOGRAPHIC ENLARGERS OR REDUCERS	-	374
90021900	OTHER OBJECTIVE LENSES.	965	1,066
90029000	OTHER,MOUNTED OPTICAL ELEMENTS	135	145
90031100	FRAMES,MOUNTINGS OF PLASTICS	983	468
90031900	FRAMES,MOUNTING OF OTHER MATERIAL	268	29
90039000	PART FOR FRAMES&MOUNTINGS FOR SPECTACLES	128	3,365
90041000	SUNGLASSES	129	692
90049000	OTHER SPECTACLES,GOGGLE&THE LIKE,CORRECTIVE, PROTECTIVE OR OTHER	571	21
90058000	OTHER INSTRUMENTS	20	-
90059000	PARTS & ACCESSORIES (INCLUDING MOUNTINGS)	278	-
90069100	PARTS,ACCESSORIES PHOTOGRAPHIC CAMERA	16	-
90109000	PART ACCESSORIES OF APPARATUS/EQUIPMENT H-90.10	679	-
90138000	OTHER DEVICES APPLIANCES & INSTRUMENTS	1,440	-
90139000	PARTS,ACCESSORIES OF SUB GROUP-90.13	-	158
90141000	DIRECTION FINDING COMPASSES	1,620	1,893
90149000	PART,ACCESSORIES OF SUB GROUP OF 90.14	-	8,011
90158000	OTHER INSTRUMENTS AND APPLIANCE	33	31
90159000	PARTS AND ACCESSORIES OF SUB GROUP 90.15	37	168
90172000	OTHER DRAWING MARKING OUT/MATHMATICAL CALCULATING INSTRUMENTS	64	1,191
90173010	MICROMETERS	7	-
90178010	MEASURING RODS AND TAPES	-	57
90178090	OTHER INSTRUMENT FOR MEASURING LENGTH	711	27
90179000	PARTS/ACCESSORIES OF SUB GROUP 90.17	21	-
90181900	OTHER ELECTRO-DIAGNOSTIC APPARATUS	2,810	4,499
90183110	SYRINGES WITH NEEDLES	19	725
90183120	SYRINGES WITHOUT NEEDLES	233	-
90183200	TUBULAR METAL NEEDLE/NEEDLES FOR SUTURES	397	1,399
90183910	DEXTROSE,SALINE INFUSION SETS	31	-
90183920	DEXTROSE&SALINE INFUSION SET,NEEDLES	-	130
90183990	OTHER NEEDLES,CATHETERS,CANNULA ETC	1,680	5,955
90184100	DENTAL DRILL ENGINES,DENTAL EQUIPMENT	-	607
90184900	OTHER;INSTRUMENT/APPLIANCES USED IN DENTAL SCIENCE	1,149,849	696,107
90185000	OTHER,OPHTHALMIC INSTRUMENT & APPLIANCES	104	8,276
90189020	STETHOSCOPES	-	280
90189030	SURGICAL SCISSORS	146,781	86,790
90189040	SURGICAL KNIVES	-	522

## PCT CHAPTER WISE BREAKUP OF EXPORTS

Rs. In Thousands

HSCODE	COMMODITY	Jul-Jun	Jul-Jun
		2016-17	2017-18
	<b>OPTICAL, PHOTOGRAPHIC, CINEMATOGRAPHIC, MEASURING, MEDICAL OR SURGICAL INSTRUMENTS AND APPARATUS, PARTS AND ACCESSORIES</b>		
90189060	INFANT INCUBATORS	-	155
90189090	OTHER INSTRUMENT, APPLIANCES USED IN MEDICAL/SURGICAL/VETERINARY	34,269,970	40,814,893
90192090	OTHER THERAPEUTIC RESPIRATION APPARATUS	17	494
90211000	ORTHOPAEDIC/FRACTURE APPLIANCES	2,427	22,589
90212100	ARTIFICIAL TEETH	9,261	4,461
90212900	OTHER; DENTAL FITTINGS	23,311	7,006
90213900	OTHER ARTIFICIAL PARTS OF BODY	-	4,068
90219000	OTHER; APPLIANCES WORN/CARRIED/IMPLANTED IN BODY TO COMPENSATE DEFECT/DISABILITY	7,638	4,822
90221400	OTHER ,X-RAY APPARATUS FOR MEDICAL,SURGICAL	2,623	20,149
90221900	OTHER, APPARATUS BASED ON USE OF X-RAY	-	1,833
90222100	APPARATUS FOR USE OF ALPHA,BETA RADIATIONS	43,155	104,749
90222900	APPARATUS FOR ALPHA,BETA GAMMA RADIATIONS	-	124
90223000	X-RAY TUBES	157	-
90229000	OTHER, APPARATUS BASED X-RAY, ALPHA,BETA, GAMMA RADIATIONS	-	2,833
90230000	APPARATUS, INSTRUMENT, DESIGNED FOR DEMONSTRATIONAL PURPOSES	6,624	9,016
90248000	OTHER, HARD, STRENGTH, COMPRESSIBILITY TESTING MACHINES	-	38
90249000	PARTS ACCESSORIES OF SUB GROUP 90.24	12,670	1,448
90251110	THERMOMETERS CLINICAL	1,240	-
90251900	OTHER THERMOMETERS/PYROMETERS	-	2,985
90258010	HYDROMETERS	18	-
90261090	OTH MEASURIN APPA FOR LIQUIDS	1,510	5,996
90262000	APPARATUS, MEASURING/CHECKING PRESSURE.	73	90
90268000	OTHER, APPARATUS, MEASURING VARIABLES OF LIQUID/GASES	323	-
90269000	PARTS, ACCESSORIES OF SUB GROUP 90.26.	53,035	61,315
90271000	GAS/SMOKE ANALYSIS APPARATUS.	63	164
90272000	CHROMATOGRAPHS/ELECTROPHORESIS INSTRUMENTS	-	420
90273000	SPECTROMETER, SPECTROPHOTOMETERS & SPECTROGRAPH USING OPTICAL RADIATIONS	138	715
90275000	OTHER, INSTRUMENT USING OPTCAL RADIATION	-	2,880
90278000	OTHER, INSTRUMENT FOR PHYSICAL OR CHEMICAL ANALYSIS	5	744
90281000	GAS METERS	-	69
90283000	ELECTRICITY METERS	43	1,816
90289090	OTHER PRODUCTION/CALIBRATING METERS	9,070	14,702
90291090	OTHER; PRODUCTION COUNTERS&LIKE; SPEED INDICATORS&TACHOMETERS	19	-
90292019	OTH SPEED INDICATOR/TACHOMETER	-	2
90303390	OTH APPA (MEASURING RADIATION)	8	8,630
90308900	OTHER, INSTRUMENT, MEASURE ELECTRICAL QUANTITIES.	60	208
90312000	TEST BENCHES	-	1,765

## PCT CHAPTER WISE BREAKUP OF EXPORTS

Rs. In Thousands

HSCODE	COMMODITY	Jul-Jun 2016-17	Jul-Jun 2017-18
	<b>OPTICAL,PHOTOGRAPHIC,CINEMATOGRAPHIC,MEASURING,MEDICAL OR SURGICAL INSTRUMENTS AND APPARATUS,PARTS AND ACCESSORIES</b>		
90314900	OTHER,OPTICAL INSTRUMENT & APPLIANCES.	-	21
90318000	OTHER,INSTRUMENT APPLIANCES & MACHINES.	3,200	2,062
90319000	PART,ACCESSORIES OF ARTICLE H- 90.31	3,194	13,968
90321010	THERMOSTAT REFRIGERATOR / AIRCONDITIONERS	-	379
90321090	OTHER THERMOSTAT	4,826	2,357
90322000	MANOSTAT(PRESSURE REGULATORS)	-	223
90328910	TEMP CONT SWIT VEH-H-8703.2115	-	562
90328920	OTH SWITCHES FOR M-CARS/VEH	-	98
90328990	OTH AUTOMATIC CONT INSTUMENTS	26,161	446
90329000	PARTS,ACCESSORIES OF ARTICLE H- 90.32	3,285	360
90330090	OTHER,PARTS ACCESSORIES(NOT ELSEWHERE SPECIFIED)MACHINES/APPLIANCES/APPRAT CH-90	1,709	3,595
	<b>TOTAL OPTICAL,PHOTOGRAPHIC,CINEMATOGRAPHIC,MEASURING,MEDICAL OR SUR</b>	<b>35,796,350</b>	<b>41,948,281</b>
	<b>CLOCKS AND WATCHES AND PARTS THEREOF</b>		
91011900	OTHER,WRIST WATCH,BATTERY POWERED	-	3
91019100	OTHER,POCKET-WATCH ELECTRICALLY OPERATED	12	123
91019900	OTHER,POCKET-WATCHES&OTHER WATCHES	100	-
91021900	OTHER,WRIST WATCH,BATTERY ,PRECIOUS METAL	-	271
91022100	OTHER,WRIST-WATCH,AUTOMATIC WIND	-	2,485
91022900	OTHER,WRIST-WATCH,OTHER THAN PRECIOUS METAL	-	23,741
91031000	CLOCK WATCH MOVE ELECTRICALLY OPERATED	-	110
91040090	OTHER,INSTRUMENT PANEL CLOCK VEHICLE/VESSELS	-	405
91051900	OTHER, ALARAM CLOCK	123	659
91052900	OTHER, WALL CLOCKS	564	1,261
91059900	OTHER, CLOCKS,NOT ELSEWHERE SPECIFIED.	2	394
91070000	TIME SWITCHES WITH CLOCK/WATCH	448	-
91091000	ELE OPER.CLOCK MOVE COMP/ASSEM	-	36,913
91099000	OTHER ELECTRICALLY OPERATED CLOCK	-	635
91119000	PARTS OF WATCH CASES	-	713
91139000	OTHER,WATCH STRAPS,BANDS & PARTS	31	15
	<b>TOTAL CLOCKS AND WATCHES AND PARTS THEREOF</b>	<b>1,280</b>	<b>67,728</b>
	<b>MUSICAL INSTRUMENTS,PARTS AND ACCESSORIES</b>		
92021000	PLAYED WITH A BOW	-	332
92029000	OTHER ,STRING MUSICAL INSTRUMENT(E,G GUITARS, VIOLINS,HARPS) ,NOT SPECIFIED.	8,213	36,767
92051000	BRASS-WIND INSTRUMENTS	52,916	22,249
92059000	OTHER,WIND MISICAL INSTRUMENTS(CLARINETS,TRUMPETS,BAGPIPES)	46,336	103,320
92060000	PERCUSSION MUSICAL INSTRUMENTS,DRUM ETC	42,957	91,659



## PCT CHAPTER WISE BREAKUP OF EXPORTS

Rs. In Thousands

HSCODE	COMMODITY	Jul-Jun 2016-17	Jul-Jun 2017-18
	<b>MUSICAL INSTRUMENTS,PARTS AND ACCESSORIES</b>		
92079000	OTHER,MUSICAL INSTRUMENT E.G.GITARS,ACCORDIONS ETC	7,505	46
92081000	MUSICAL BOXES	1,454	10,233
92089000	OTHER;MECHANICAL STREET ORGAN/INSTRUMENTS	9,161	8,570
92093000	MUSICAL INSTRUMENT STRINGS	79,476	132,011
92099100	OTHER PARTS & ACCESSORIES FOR PIANOS.	294	-
92099200	PARTS & ACCESSORIES OF MUSICAL INSTRUMENT H-92.02	20,784	6,128
92099400	PARTS & ACCESSORIES MUSICAL INSTRUMENT H-92.07	166	-
92099900	OTHER;PARTS & ACCESSORIES OF MUSIAL INSTRUMENTS(CARDS PER-FORAT)	9,966	21,442
	<b>TOTAL MUSICAL INSTRUMENTS,PARTS AND ACCESSORIES</b>	<b>279,228</b>	<b>432,757</b>
	<b>ARMS &amp; AMMUNITION, PARTS AND ACCESSORIES</b>		
93012000	GRENADE/ROCKET LAUNCHERS	242,224	-
93020011	REVOLVERS PROHIBITED BORE,>.32	-	573
93020012	PISTOL,S-BAREL,S-AUTO PRO-BORE	-	209
93039000	OTHER;FIREARMS,DEVICES OPERATED BY FIRING OF AN EXPLOSIVE CHARGE	6,673	-
93063090	OTH,CARTRIDG & PARTS THEREOF.	212,677	162,168
93069000	OTHER;AMMUNITION OF WAR & PARTS.	133,513	243,509
93070000	SWORDS,CUTLASSES,BAYONETS,LANCES & SIMILAR ARMS & PARTS THEREOF	54,740	58,847
	<b>TOTAL ARMS &amp; AMMUNITION, PARTS AND ACCESSORIES</b>	<b>649,827</b>	<b>465,306</b>
	<b>FURNITURE,BEDDING,MATTRESSES,LAMPS AND LIGHT FITTINGS,ILLUMINATED NAME-PLATES,PREFABRICATED BUILDINGS</b>		
94012090	OTH SEATS OF KIND USED FOR VEH	107	671
94015200	SEATS OF BAMBOO	-	5,782
94015300	SEATS OF BAMBOO OR RATTAN	3,236	-
94015900	OTH SEATS W/N CONVERTIBLE-BED	-	62
94017100	OTHER,SEATS UPHOLSTERED METAL FRAMES	167	213
94017900	OTHER SEATS;WITH METAL FRAMES	127,671	101,963
94018000	OTHER SEATS WITH METAL FRAMES	623	738
94019010	SEAT PARTS-FOAM CAR/VEH-8703,4	21	-
94019020	SEAT PAR-FOAM CAR/VEH-8701,2,4	106	-
94019030	OTH PARTS OF SEATS-M-CARS/VEH	1,325	-
94019090	OTH SEATS W/N CONVERTIBLE-BED	549	29
94021010	DENTISTS' CHAIRS	188	-
94029010	OPERATING TABLES	1,903	-
94029090	OTHER,MEDICAL,DENTAL,SURGICAL FURNITURE	2,205	413
94031000	METAL FURNITURE USED IN OFFICE	-	52
94032000	OTHER,METAL FURNITURE OTHER THAN OFFICE	17,843	19,423
94035010	WOODEN CABINETS	156	5,194



## PCT CHAPTER WISE BREAKUP OF EXPORTS

Rs. In Thousands

HSCODE	COMMODITY	Jul-Jun	Jul-Jun
		2016-17	2017-18
	<b>FURNITURE,BEDDING,MATTRESSES,LAMPS AND LIGHT FITTINGS,ILLUMINATED NAME-PLATES,PREFABRICATED BUILDINGS</b>		
94035020	WOODEN BEDS	3,689	124
94035030	OTH FURNITURE & PARTS THEREOF	110,849	35,845
94037000	FURNITURE OF PLASTICS	5,342	3,232
94038900	OTHER FURNITURE OF CANE, OSIER	464	2,894
94041000	MATTRESS SUPPORTS	11,093	25,983
94051010	CHANDELIERS	83	224
94051090	OTHER ELECTRICAL CEILING & WALL FITTINGS.	6,033	40,161
94052000	ELECTRIC TABLES,DESK,BEDSIDE	560,152	758,655
94054010	LIGHT SYSTEM FILM SHOOTING	-	384
94059190	OTHER,PART OF LAMP FITTING OF GLASS.	9,676	7,444
94059200	PARTS OF PLASTIC H-94.05,NOT ELSEWHERE SPECIFIED	-	194
94059900	OTHER PARTS H-NO.94.05,NOT ELSEWHERE SPECIFIED.	6,927	31,480
94061020	LIVE ST&POULTRY SHEDS OF WOOD	-	17,034
94061090	OTH. PRE.FAB. BUILD OF WOOD	-	16,932
94069020	DAIRY,LIVESTOCK POULTRY SHEDS	37,193	11,918
94069090	OTHER PRE. FABRICATED BUILD	49,148	19,091
	<b>TOTAL FURNITURE,BEDDING,MATTRESSES,LAMPS AND LIGHT FITTINGS,ILLUMINAT</b>	<b>956,749</b>	<b>1,106,135</b>
	<b>GRAND TOTAL</b>	<b>89,408,296</b>	<b>112,627,514</b>
	<b>GRAND TOTAL (Million US\$)</b>	<b>854.03</b>	<b>1,025.38</b>

Year : 2017-18 1 USD = 109.84 PKR

Year : 2016-17 1 USD = 104.69 PKR

**Breakup of Imports**

**JUL-JUN 2017-18 & 2016-17**

## PCT CHAPTER WISE BREAKUP OF IMPORTS

Rs. In Thousands

HSCODE	COMMODITY	Jul-Jun	Jul-Jun
		2016-17	2017-18
	<b>IRON AND STEEL</b>		
72011000	NON-ALLOY PIG IRON<0.5% PHOSPHORUS	1,216,735	1,384,371
72012000	NON-ALLOY PIG IRON>0.5% PHOSPHORUS	149	-
72021100	FERRO-MANGANESE CONTAINING >2% CARBON	857,677	1,347,776
72021900	OTHER FERRO-MANGANESE	38,077	8,672
72022100	FERRO-SILICON CONTAINING >55% SILICON	492,060	467,492
72022900	OTHER FERRO-SILICON	201,348	284,828
72023000	FERRO-SILICO-MANGANESE	2,931,200	5,629,471
72024100	FERRO-CHROMIUM CONTAINING >4% CARBON	30,251	42,192
72024900	OTHER FERRO-CHROMIUM	9,715	17,930
72025000	FERRO-SILICO-CHROMIUM	1,473	-
72027000	FERRO-MOLYBDENUM	9,915	24,654
72028000	FERRO-TUNGSTEN&FERRO-SILICO-TUNGSTEN	3,224	5,619
72029100	FERRO-TITANIUM/FERRO-SILICON TITANIUM	618	653
72029200	FERRO-VANADIUM	1,118	3,732
72029300	FERRO-NIOBIUM	2,090	3,895
72029900	OTHER FERRO-ALLOYS	1,495	13,602
72031000	FERROUS PRODUCTS BY DIRECT REDUCTION OF IRON ORE	21	32,338
72039000	OTHER FERROUS PRODUCTS	142	10,803
72041010	WASTE/SCRAP CAST IRON RE-ROLLABLE	120,700	181,309
72041020	WASTE & SCRAP OF AUTOPARTS	126,943	127,508
72041090	OTHER WASTE/SCRAP OF CAST IRON	1,272	564
72042100	WASTE/SCRAP OF STAINLESS STEEL	290,403	257,514
72042900	WASTE/SCRAP OF OTHER ALLOY STEEL	2,373	11,487
72043000	WASTE/SCRAP OF TINNED IRON/STEEL	3,244,559	3,997,617
72044100	OTHER WASTE/SCRAP TURNINGS/SHAVINGS/CHIPS	42,693,925	66,044,863
72044910	OTHER RE-ROLLABLE WASTE /SCRAP	12,144,048	14,503,909
72044920	OTH WASTE&SCRAP OF AUTO PARTS	1,115,938	914,374
72044930	WASTE/SCRAP AUTO PARTS IN PRES	3,374	121
72044940	WASTE & SCRAP OF COMPRESSORS	19,919,095	23,391,243
72044990	OTHER WASTE AND SCRAP	37,637,435	64,628,178
72045000	REMELTING SCRAP INGOTS	35,716	6,707
72051000	GRANULES OF PIG IRON	68,008	83,505
72052100	POWDERS OF ALLOY STEEL	65	2,411
72052900	OTHER POWDER PIG IRON & SPIEGELEISEN IRON/STEEL	44,667	52,354
72061000	INGOTS OF IRON & STEEL.	11,659	-
72069000	OTHER PRIMARY FORM (EXCL H-72.03)	586	639
72071110	BILLETS RECT/SQUAR IRON/NA.STL	649,875	135,813

## PCT CHAPTER WISE BREAKUP OF IMPORTS

Rs. In Thousands

HSCODE	COMMODITY	Jul-Jun	Jul-Jun
		2016-17	2017-18
	<b>IRON AND STEEL</b>		
72071190	OTH BILLETS CON CARBON < 0.25%	-	3,574
72071290	OTH RECT CROSS SECTION I/NA.ST	170,183	8,499
72071920	BILLETS IRON/NON-ALLOY STEEL	34,926	-
72071990	OTHER SEMI FINISHED PRODUCT IRON/STEEL	142	90
72072090	OTHER SEMI FINISHED PRODUCT IRON/STEEL	48,188	90,561
72081010	COILS SECONDRY QUALITY I/S HR	172,985	118,565
72081090	OTH COILS NOT FUR WORK I/S HR	412,540	536,723
72082510	OTH C-HR I/S 4.75mm SECON QUAL	1,119	9,398
72082590	OTH HR-COIL TH 4.75mm OR MORE	45,917	150,028
72082610	OTH C-HR TH3-4.75mm S-QLTY I/S	962	26,088
72082690	OTH HR COIL TH3-4.75mm I/NA-TS	87,137	84,854
72082710	OTH C-HR I/NA.S TH<3mm SE QLTY	1,497	1,670
72082790	OTH C-HR I/NA.STEEL TH < 3 mm	60,165	69,925
72083610	OTH C-HR I/S TH<10mm SEC-QLTY	24,147	-
72083690	OTH COIL-HR I/NA.STL TH<10 mm	417,419	214,820
72083710	OTH C-HR I/S TH<4.75-10mm S-Q	110,399	-
72083790	OTH C-HR I/NA-S TH< 4.75-10 mm	251,972	559,484
72083810	OTH C-HR I/NA-S TH3-4.75mm S-Q	14,289	41,779
72083890	OTH COIL H-RLLED OF I/NA-STEEL	939,406	2,006,621
72083910	OTH C-HR I/NA-S TH<3 mm S-QLTY	214,070	108,079
72083990	OTH COIL-HR I/NA-S TH < 3 mm	33,090,319	44,710,265
72084010	SECONDARY QUALITY HOT ROLLED IRON /NON ALLOY -STEEL	2,209	1,670
72084090	OTHER SECONDARY QUALITY IRON /NON ALLOY STEEL HOT ROLLED	315,389	21,099
72085110	OTHER SECONDARY QUALITY IRON STEEL -HOT ROLLED THICKNESS>10MM	26,293	17,716
72085190	OTHER HOT ROLLED IRON STEEL PRODUCTS THICKNESS >10MM	601,574	1,191,066
72085210	OTHER SECONDARY QUALITY IRON/STEEL HOT ROLLED THICKNESS >4.75-10	77,473	45,048
72085290	OTHER HOT ROLLED IRON /STEEL PRODUCTS THICKNESS 4.75-10 MM	98,532	309,939
72085310	OTHER SECONDARY QUALITY IRON/STEEL HOT ROLLED THICKNESS >3-4.75MM	1,638	-
72085390	OTHER IRON /STEEL HOT ROLLED PRODUCTS THICKNESS 3-4.75 MM	164,111	123,824
72085410	OTHER SECONDARY QUALITY IRON/STEEL, THICKNESS <3MM HOTROLLED	34	-
72085490	OTHER IRON/STEEL PRODUCTS HOT-ROLLED THICKNESS <3 MM	138,262	119,323
72089010	OTHER FLAT-ROLLED PRODUCTS SECONDARY QUALITY HOT ROLLED >600	257,960	90,154
72089090	OTHER FLAT-ROLLED PRODUCTS HOT ROLLED WIDTH >600MM	506,112	483,139
72091510	COIL I/NA-S CR TH 3mm/> S-QLTY	301,439	801,589
72091590	OTH COIL I/NA-S CR TH 3mm OR >	78,232	980
72091610	COIL I/NA-S CR TH 1-3mm S-Q	2,856,348	4,135,788
72091690	OTH CR COIL IR / NA-S TH 1-3mm	3,498,309	6,094,986

## PCT CHAPTER WISE BREAKUP OF IMPORTS

Rs. In Thousands

HSCODE	COMMODITY	Jul-Jun	Jul-Jun
		2016-17	2017-18
	<b>IRON AND STEEL</b>		
72091710	COIL CR I/NA-S TH 0.5-1mm S-Q	151,724	301,672
72091790	OTH CR COIL I /NA-S TH 0.5-1mm	3,679,761	5,328,435
72091810	COIL CR I/NA-ST TH< 0.5mm S-Q	382,032	425,422
72091890	OTH CR COIL I/NA-ST TH < 0.5mm	1,726,722	1,973,852
72092510	SECONDARY QUALITY COLD-ROLLED IRON/STEEL THICKNESS 3MM/MORE	-	20,934
72092590	OTHER COLD-ROLLED IRON/STEEL THICKNESS 3MM OR MORE	13,134	21,981
72092610	SECONDARY QUALITY IRON/STEEL COLD-ROLLED THICKNESS >1MMBUT<3MM	12,534	3,839
72092690	OTHER IRON/STEEL COLD-ROLLED THICKNESS >1MM BUT <3MM	606,003	1,033,455
72092790	OTHER COLD-ROLLED IRON/STEEL THICKNESS 0.5 MM-1MM	2,056,141	2,128,492
72092890	OTHER COLD-ROLLED IRON/STEEL THICKNESS < 0.5 MM	100,252	191,071
72099010	SECONDARY QUALITY FLAT-ROLLED PRODUCTS IRON/STEEL WIDTH>600	368,764	512,847
72099090	OTHER FLAT/COLD-ROLLED PRODUCTS IRON/STEEL WIDTH >600M	330,717	528,083
72101110	I/S PLAT/COAT TIN 0.5MM/> S-QU	12,057	11,822
72101190	OTH I/STL PLAT/COAT TIN>0.5MM	29	2,371
72101210	I/STL PLAT/COAT TIN<0.5MM S-QU	2,753,781	3,273,568
72101290	OTH I/STL PLAT/COAT TIN<0.5MM	984,033	1,283,384
72102010	FR I/NA-S P/C LEAD TH600mm S-Q	101	-
72102090	OTH FR I/NA-S P/C LEAD 600mm	193	2,233
72103010	FR I/NA-S ELECTRO P/C ZINC S-Q	1,792,129	2,685,339
72103090	OTH FR I/NA-S ELECTRO P/C ZINC	2,930,496	3,476,407
72104110	FR I/NA-S P/C ZINC CORRUGA S-Q	6,111	2,246
72104190	OTH FR I/NA-S CUROGA P/C ZINC	59,011	18,813
72104910	OTH FR I/NA-S P/C ZINC S/QLTY	6,251,844	6,764,073
72104990	OTH FR I/NA-S P/C ZINC T 600mm	8,761,281	6,747,796
72105010	F-ROL I/ST COAT CHRO OXIDE S-Q	10,403	20,842
72105090	OTH F-RO I/ST COAT CHRO OXIDE	617,751	753,157
72106110	FR I/NA-S P/C ALUM-ZINC AL S-Q	197,268	195,049
72106190	OT FR I/NA-S P/C ALUM-ZINC ALY	479,676	1,852,766
72106910	OTH FR I/NA-S P/C ALUM S-QUALI	15,929	38,397
72106990	OTH FR I/NA-S P/C ALUM T600mm	24,682	19,292
72107010	VCM COATED SHEETS OF A THICKNESS 0.5MM/LESS	1,705,240	2,287,957
72107020	FR I/NA-S PLASTIC COT/PAIN S-Q	520,665	1,103,231
72107090	OTHER VCM SHEET PRINTED VARNISHED	4,313,902	9,292,208
72109010	OTH FR I/NA-S PLASTI COTED S-Q	52,280	26,817
72109090	OTH FR I/NA-S PLASTIC COATED/P	204,123	221,613
72111310	SECONDARY QUALITY HOT ROLLED IRON/STEEL 4 FACE WIDTH 150 THICKNESS 4M	-	32,817
72111390	OTHER HOT ROLLED IRON /STEEL PRODUCTS 4 FACE ROLLED THICKNESS 4M	285,869	370,625

## PCT CHAPTER WISE BREAKUP OF IMPORTS

Rs. In Thousands

HSCODE	COMMODITY	Jul-Jun	Jul-Jun
		2016-17	2017-18
	<b>IRON AND STEEL</b>		
72111410	FR I/NA-S HR WD>150 TH4.75 S-Q	42,295	1,097
72111490	OT FR I/NA-S HR W>150 TH4.75/>	718,551	989,456
72111910	COLD ROLLED STEEL STRIP THICKNESS <0.5MM	37,433	22,461
72111920	OT FR I/NA-S HR W150 T4mm S-Q	1,549	8,723
72111990	OTHER COLD ROLLED STEEL STRIP	6,701,188	16,413,836
72112310	FR I/NA-S CR W<600 C.25% S-Q	820	-
72112390	OTH I/NA-S CR W<600 CARBON.25%	42,485	90,417
72112910	OT FR I/NA-S CR W<600 C.25%S-Q	134	272
72112990	OT FR I/NA-S CR W< 600mm C.25%	83,945	310,966
72119010	OTH FR I/NA-S WD<600mm S-QLT	1,027	43
72119090	OTH FR I/NA-S W< 600mm NOT P/C	1,680,135	1,238,006
72121000	FLAT -ROLLED PRODUCTS IRON/NON ALLOY STEEL PLATED/COATED	109	11,613
72122010	FRP I/NA-STL ELE-PL/CO W-ZINK	575	4,450
72122090	OT FR I/S ELE P/C ZINC W<600mm	160,897	440,336
72123010	FR I/NA-S P/C ZINC W<600mm S-Q	2,931	7,855
72123090	OTH FR I/NA-S P/C ZINC W<600mm	126,798	77,062
72124010	FR I/S PLASTIC COT W<600mm S-Q	9,700	2,244
72124090	FR I/S PLASTIC COT W<600mm P-V	5,061	174,389
72125090	OTH FR I/NA-S OTH-WISE PLA/COT	55,533	133,530
72126090	OTH FR I/NA-S CLAD WD< 600mm	-	2,561
72131010	BAR&ROD I/NA-S HR(RIBS,GRO)S-Q	10,735	190,254
72131090	OTHER BARS & RODS, HR, IN IRREGULARLY WOUND COILS OF IRON OR NON-ALLOY STEEL	131,499	271,516
72132090	OTH BAR&ROD HR FREE CUT STEEL	7,972	-
72139110	OT BAR&ROD HR I/S DIA<14mm S-Q	27,580	122,394
72139190	OTH BAR&ROD HR I/S DIA<14mm	3,865,774	1,825,526
72139910	OTH BAR&ROD I/S HR IN-COIL S-Q	-	617
72139990	OTH BAR&ROD I/S HR IN-COIL	535,569	677,288
72141010	OTH BAR&ROD I/S HR FORGED S-Q	25,968	22,826
72141090	OTH BAR&ROD I/S HR FORGED	155,211	120,698
72142010	OTH BAR&ROD I/S HR FRG RIB S-Q	3,462,350	1,672,416
72142090	OTH BAR&ROD I/S HR FRG RIB GRV	1,305,002	903,985
72143010	OTH B/ROD FREE CUT STL HR S-Q	20,120	9,568
72143090	OTH B/ROD FREE CUT STL HR	38,512	524,344
72149190	OTH B/ROD I/S HR RECT CR.SECT	15,008	470
72149910	OTH B/ROD I/S HR TWISTED S-QUA	2,767	7,063
72149990	OTH B/ROD I/S HR TWISTED ROL	1,535,929	260,804
72151010	OT B/ROD FRE CUT STL COLD S-Q	490	-

## PCT CHAPTER WISE BREAKUP OF IMPORTS

Rs. In Thousands

HSCODE	COMMODITY	Jul-Jun	Jul-Jun
		2016-17	2017-18
	<b>IRON AND STEEL</b>		
72151090	OT B/ROD FRE CUT STL COLD FORM	92,639	89,973
72155090	OTH BAR&ROD I/S COLD-FINISH	28,664	32,705
72159010	OTH BAR&ROD I/NA-S SEC-QUALITY	1,671	163
72159090	OTH BAR&ROD IRON/NON ALLOY-STL	52,616	33,026
72161000	U,I,H SECTIONS HOT-ROLLED HIGH<80MM	15,273	357,441
72162100	L SECTION HOT/ROLLED HEIGHT<80 MM IRON/NON ALLOY STEEL	63,971	91,736
72162200	T SECTION HOT ROLLED HEIGHT<80 MM IRON/NON ALLOY STEEL	-	302
72163110	U.SECTION HEIGHT>150MM HOT-ROLLED IRON/NON ALLOY STEEL	135,772	87,620
72163190	OTHER U.SECTION HOT-ROLLED IRON/NON ALLOY STEEL	204,704	121,944
72163210	I SECTION HOT-ROLLED IRON/NON ALLOY STEEL HEIGHT>200 MM	630,268	612,348
72163290	OTHER I SECTION HOT-ROLLED IRON/NON ALLOY STEEL	84,877	74,849
72163310	H SECTION HEIGHT>250MM HOT-ROLLED IRON/NON ALLOY STEEL	365,190	864,149
72163390	OTHER H SECTION HOT-ROLLED IRON/NON ALLOY STEEL	75,658	79,840
72164010	L&T SECTION HOT-ROLLED HEIGHT150M IRON/NON ALLOY STEEL	23,620	25,983
72164090	OTHER L&T SECTION HOT-ROLLED IRON/NON ALLOY STEEL	9,124	3,131
72165000	OTHER ANGLE/SHAPE SECTION HOT ROLLED	5,478	10,684
72166100	ANGLE/SHAPE SECTION COLD ROLLED	2,048	10,535
72166900	OTHER ANGLE/SHAPE SECTION IRON/STEEL COLD- ROLLED	15,764	19,861
72169100	OTHER COLD FORMED IRON/STEEL FLAT ROLLED PRODUCTS	90	6,088
72169900	OTHER ANGLE/SHAPE SECTION IRON/STEEL	36,377	106,713
72171000	WIRE OF IRON/STEEL NOT PLATED/COATED	91,897	144,793
72172000	WIRE OF IRON/STEEL PLATED/COATED WITH ZINC	152,632	121,863
72173010	WIRE IRON STEEL PLATED/COATED MAUFACTURING AUTO TYRE	391,165	457,771
72173020	STEEL CORD WIRE OF SPECIFICATION SWG 20-34	14,683	26,549
72173090	OTHER PLATED/COATED IRON/STEEL WIRE WITH OTHER BASE-METAL	77,333	8,701
72179000	OTHER WIRE OF IRON/NON-ALLOY-STEEL	345,467	397,298
72181000	INGOTS & OTHER PRIMARY FORMS STAINLESS STEEL	706	227
72189900	OTHER SEMI-FINISHED PRODUCTS STAINLESS STEEL	11,294	3,708
72191100	FLAT ROLLED PRODUCTS STAINLESS STEEL HOT ROLLED THICKNESS>10MM	15,880	99,495
72191200	COILS STAINLESS STEEL-HOT ROLLED THICKNESS >4.75-10MM	37,909	41,838
72191300	COILS STAINLESS STEEL-HOT ROLLED THICKNESS >3MM-4.75MM	3,783	1,505
72191400	COILS STAINLESS STEEL-HOT ROLLED THICKNESS>3MM	44,593	30,670
72192100	COILS STAINLESS STEEL HOT ROLLED THICKNESS>10MM	84,549	293,999
72192200	COILS STAINLESS/STEEL HOT RROLLED THICKNESS >4.75-10MM	335,372	220,450
72192310	COIL S-STL W-700mm/>,TH-<4mm	-	21,452
72192390	OTH COIL,S-STL,TH-3mm-4.75mm	24,824	144,891
72192410	COIL S-STL W-700mm/>,TH-<3mm	989	2,157



## PCT CHAPTER WISE BREAKUP OF IMPORTS

Rs. In Thousands

HSCODE	COMMODITY	Jul-Jun	Jul-Jun
		2016-17	2017-18
	<b>IRON AND STEEL</b>		
72192490	OTH COIL,STAINLESS-STL,TH<3mm	28,237	25,069
72193100	COILS STAINLESS STEEL COLD ROLLED THICKNESS >4.75 MM	106,116	99,130
72193210	COIL,S-STL,TH-4mm,W-700mm,CR	-	2,394
72193290	OTH COIL,S-STL,TH-3-4.75mm,CR	146,498	251,765
72193310	COIL S-STL,TH-1-3mm W-700mm,CR	4,902	1,064
72193390	OTH COIL S-STL,TH-1-3mm ,CR	1,547,644	2,004,040
72193410	CL,S-STL,TH-0.5-1mm,W-700mm,CR	3,273	-
72193490	OTH COIL,S-STL,TH-0.5-1mm,CR	1,127,174	2,155,337
72193510	COIL,S-STL,TH-<.5mm,W-700mm,CR	158	257
72193590	OTH COIL,S-STL,TH-<.5mm,CR	2,257,498	2,888,065
72199010	O SHET CIR SHAPE ALL SIZE S-ST	2,595,264	2,700,784
72199090	OTH FRP S-STL W 600 mm OR MORE	3,205,434	3,784,107
72201100	FLAT ROLLED STAINLESS STEEL HOT ROLLED THICKNESS >4.75MM	14,034	7,869
72201210	FRP,S-STL,W< 600mm,TH 4 mm,HR	20,221	244
72201290	OTH FRP,S-STL,W< 600 mm,HR	16,689	10,329
72202010	FRP,S-STL,W< 600mm,TH 4 mm,CR	4,718	5,953
72202090	OTH FRP,S-STL,W< 600mm,CR	402,821	612,217
72209010	OTH FRP,S-STL,W< 600mm,TH 4 mm	259	1,125
72209090	OTH FRP,S-STL,W< 600 mm	122,425	157,320
72210010	B&R,HR, IWC,S-STL,W-50-200 mm	-	1,593
72210090	OTH BARS&RODS,HR, IWC,S-STL	967	8,078
72221100	BAR/ROD STAINLESS STEEL NOT FURTHER WORKED THAN HOTROLLED CIRCULAR CROSS SECTION	224,050	242,604
72221900	OTHER BAR/ROD STAINLESS STEEL NOT FURTHER WORKED THAN HOT DRAWN	40,138	122,817
72222000	BAR/ROD STAINLESS STEEL NOT FURTHER WORKED THAN COLD FORMED,COLD FINISHED	71,815	77,985
72223000	OTHER BAR/ROD OF STAINLESS STEEL	333,320	525,562
72224000	ANGLE/SHAPES&SECTION STAINLESS STEEL	109,911	83,351
72230000	WIRE OF STAINLESS STEEL	241,945	362,966
72241000	INGOTS&OTHER PRIMARY-FORMS OTHER ALLOY STEEL	926	-
72249000	OTHER SEMI-FINISHED PRODUCTS OTHER ALLOY STEEL	1,471,112	163,845
72251100	GRAIN-ORIENTED SILICON ELECTRICAL STEEL	2,458,605	2,544,268
72251900	OTHER FLAT ROLLED PRODUCTS SILICON ELECTRICAL STEEL	876,194	1,084,359
72253000	OTH NFW HOT/ROLLED IN COILS	37,197,750	38,077,976
72254000	OTHER NOT FURTHER WORKED THAN HOT/ROLLED NOT IN COIL	3,950,838	3,805,799
72255000	OTHER ALLOY STEEL NOT FURTHER WORKED THAN COLD ROLLED (COLD-REDUCED)	631	54,586
72259200	FLAT ROLLED PRODUCTS OTHER WISE ZINC PLATED OR COATED	7,365	21,415
72259900	OTHER FLAT ROLLED PRODUCTS OTHER ALLOY STEEL	261,607	223,627
72261100	GRAIN-ORIENTED SILICON ELECTRICAL STEEL	76,799	79,946

## PCT CHAPTER WISE BREAKUP OF IMPORTS

Rs. In Thousands

HSCODE	COMMODITY	Jul-Jun	Jul-Jun
		2016-17	2017-18
	<b>IRON AND STEEL</b>		
72261900	OTHER FLAT ROLLED PRODUCTS SILICON ELECTRICAL STEEL	6,484	91,878
72269100	OTHER FLAT ROLLED PRODUCTS NOT FURTHER WORKED THAN HOT ROLLED	22,095	11,028
72269200	OTHER FLAT ROLLED PRODUCTS NOT FURTHER WORKED THAN COLD ROLLED	352,046	400,965
72269900	OTHER FLAT ROLLED PRODUCTS OTHER THAN ALLOY STEEL	237,373	42,096
72271000	BAR/ROD OF HIGH SPEED STEEL	-	1,185
72272000	BAR/ROD OF SILICO-MANGANESE STEEL	8,619	-
72279000	OTHER BAR/ROD HOT ROLLED IN IRREGULARLY , WOUND COILS OF OTHER ALLOY STEEL	4,932,610	8,844,934
72281000	BAR/RODS OF HIGH SPEED STEEL	4,540	90,329
72282010	SPRING STEEL(SUP-9&EQUIVALENT)	39,339	3,632
72282090	OTHER BAR/RODS OF HIGH SPEED STEEL	6,458	330,960
72283010	CASE HARDENING STEEL	-	792
72283090	OTHER BAR,RODS OF ALLOY STEEL HOT ROLLED	2,109,195	2,261,466
72284000	OTHER BAR/ROD NOT FURTHER WORKED THAN FORGED	38,814	47,231
72285000	OTHER BAR/ROD NOT FURTHER WORKED THAN COLD FORMED,COLD FINISHED	58,901	9,986
72286000	OTHER BAR/ROD ALLOY STEEL NES	463,504	934,244
72287000	ANGLES, SHAPES AND SECTIONS	676,342	172,494
72288000	HOLLOW DRILL BARS AND RODS	3,575	6,312
72292000	WIRE OTHER ALLOY STEEL SILICO MANGANESE	2,024	-
72299000	OTHER,WIRE OF OTHER ALLOY STEEL	146,282	145,108
	<b>TOTAL IRON AND STEEL</b>	<b>302,660,355</b>	<b>405,516,424</b>
	<b>ARTICLES OF IRON AND STEEL</b>		
73011000	SHEET PILING IRON AND STEEL	66,684	583,080
73012000	ANGLE SHAPES & SECTIONS OF IRON/STEEL	11,115	22,551
73021000	RAILS	5,382,125	1,439,396
73023000	SWITCH BLADES, CROSSING FROGS, OTHER CROSSING PIECES	407,473	1,083,778
73024000	FISH-PLATES AND SOLE PLATES	7,889	4,802
73029000	OTHER MATERIALS JOINTING RAILS	21,978	22,614
73030000	TUBE/PIPE,HOLLOW PROFILE CAST IRON	139,867	103,299
73041100	L.P FOR OIL&GAS S-STL SEAMLESS	219,828	128,568
73041900	OTH LINE PIPE I/S FOR OIL&GAS	1,341,851	1,064,775
73042200	DRILL PIPE S-STL DRILL OIL/GAS	194	164,315
73042300	OTH DRILL PIPE I/S FOR OIL&GAS	3,669,153	2,640,409
73042400	OTHER PIPE OF STAINLESS STEEL	1,353,922	529,603
73042900	OTHER CASTING,TUBEING PIPE DRIL OIL/GAS	3,762,598	8,415,062
73043100	OTHER CIRCULAR CROSS SECTION IRON NON ALLOY COLD ROLLED STEEL	726,509	854,010
73043900	OTHER CIRCULAR CROSS SECTION IRON NON ALLOY STEEL	2,041,465	3,015,016

## PCT CHAPTER WISE BREAKUP OF IMPORTS

Rs. In Thousands

HSCODE	COMMODITY	Jul-Jun	Jul-Jun
		2016-17	2017-18
	<b>ARTICLES OF IRON AND STEEL</b>		
73044100	OTHER CIRCULAR, CROSS STAINLES STEEL REDUCED	199,603	500,450
73044900	OTHER CIRCULAR CROSS SECTION STAINLESS STEEL	598,790	953,383
73045100	OTHER CIRCULAR CROSS ALLOY COLD DRAWN	14,970	14,894
73045900	OTHER CIRCULAR CROSS ALLOY STEEL	2,106,229	277,048
73049000	OTHER SEAMLESS TUBE/PIPE HOLLOW PROFILES	714,684	1,049,625
73051100	LINE PIPE USED OIL/GAS WELDED	17,909	928,108
73051200	OTHER LINE PIPE USED OIL GAS WELDED	5,020	16,531
73051900	OTHER LINE PIPE USED OIL/GAS PIPE LINES	3,718,144	1,657,888
73052000	CASING FOR DRILLING,OIL/GAS	-	48,635
73053100	OTHER, LONGITUDINALLY WELDED	135,289	35,193
73053900	OTHER, WELDED TUBES AND PIPES	128,611	42,534
73059000	OTHER, TUBES AND PIPES	96,511	787,997
73061100	L.P-WELDED OF STA-STL(OIL/GAS)	4,481	42,280
73061900	OTH-LINE PIPE O/G PIPELINE I/S	974,176	417,391
73062100	CAS/TUB WELDED LINE PIPE STA-S	65,835	99,735
73062900	O-CASING/TUB LINE PIPE O/G I/S	49,473	95,189
73063010	COPPER COATED MILD STEEL TUBES 6.5MM DIA	91,797	29,662
73063090	OTHER WELDED CIRCULAR CROSS SECTION IRON STEEL	938,358	799,573
73064000	OTHER WELDED CIRCULAR CROSS SECTION STAINLESS STEEL	1,472,461	1,559,050
73065000	OTHER WELDED CIRCULAR CROSS-SECTION STAINLESS STEEL	274,296	387,010
73066100	O-TUBE,PIPE WELD SQUARE C-SEC	287,960	74,478
73066900	TUBE/PIPE WELD OF OTH C.C-SEC	274	11,749
73069000	OTHER TUBE PIPE/HOLLOW PROFILES,IRON/STEEL	409,690	354,005
73071110	TUBE/PIPE CAST FITINGS MR-175	5,005	725
73071190	OTHER TUBE/PIPE FITING CAST IRON	125,704	38,733
73071910	OTHER TUBE/PIPE FITING IRON/STEEL	808	4,674
73071920	SEMI FINISHED MALLEABLE IRON PIPE FITTING	34,175	37,349
73071990	OTHER MALLEABLE IRON PIPE FITING	458,931	662,649
73072100	FLANGES, OF STAINLESS STEEL	138,551	120,911
73072200	THREADED EIBOWS,BENDS,SLEEVES STAINLESS STEEL	73,354	78,034
73072300	BUTT WELDING FITTING STAINLESS STEEL	33,335	113,274
73072900	OTHER TUBE,PIP FITTING STAINLESS STEEL	937,774	920,348
73079110	OTH FLANGES AIR-P AGRI-TRACTOR	3,122	-
73079120	OTH FLANGES FOR M-CARS&VEHI	5,238	6,156
73079190	OTH FLANGES OF IRON & STEEL	335,149	849,036
73079200	THREADED EIBOWS,BENDS/SLEEVES IRON/STEEL	335,223	924,007
73079300	BUTT WELDING FITTING IRON/STEEL	374,555	230,774

## PCT CHAPTER WISE BREAKUP OF IMPORTS

Rs. In Thousands

HSCODE	COMMODITY	Jul-Jun	Jul-Jun
		2016-17	2017-18
	<b>ARTICLES OF IRON AND STEEL</b>		
73079900	OTHER TUBE,PIPE FITTING IRON STEEL NEC	2,431,630	2,747,857
73081000	BRIDGES AND BRIDGE-SECTIONS	457,005	59,610
73082000	TOWERS AND LATTICE MASTS	7,617,221	6,696,483
73083000	DOORS,WINDOWS/FRAMES,THRESHHOLD FOR DOORS	933,306	418,340
73084000	EQUIPMENT FOR SCAFF FOLDING SHUTTERING PROPPINGS FOR PITPROPPINGS	637,168	428,675
73089010	PILLARS ETC FOR STRUCTURS I/S	152,845	548,402
73089020	OTH GANGWAYS,GIRDERS,HANGERS	160,308	44,464
73089090	OTH COLUMNS ETC FOR STRUCT I/S	13,481,958	13,552,067
73090000	RESERVOIRS,TANKS,VATS SIMILAR CONTAINERS FOR ANY MATERIAL	536,164	415,789
73101000	TANKS,CASKS,DRUMS,CANS,BOX OF CAPACITY >50	64,487	54,612
73102100	CANS,CLOSED BY SOLDERING/CRIMPING CAPACITY<50	92,312	96,441
73102900	OTHER TANK,CASK,DRUM,BOX CAPACITY<50	1,023,164	1,605,705
73110010	CONTAINERS FOR CNG OF IRON/STL	95,281	3,301
73110020	CONTAINERS FOR LPG OF IRON/STL	90,603	33,604
73110030	CONTAINERS FOR CRYOGENIC I/STL	328,122	343,817
73110040	CONT FOR AEROSOL PRODUCT I/STL	103,148	143,360
73110090	OTH CONT FOR LIQEID/GAS OF I/S	234,695	301,522
73121010	IRON AND STEEL WIRE	956,539	1,271,625
73121020	IRON AND STEEL ROPE	346,975	452,366
73121090	OTHER IRON AND STEEL CABLE	135,169	458,351
73129010	OTHER STEEL CORD USE IN TYRE MANUFACTURING	119,605	126,479
73129090	OTHER STANDARD WIRE,ROPE&CABLE	26,393	39,494
73130000	BARBED WIRE OF IRON/STEEL TWISTED HOOP	141,636	192,403
73141200	ENDLESS BANDS FOR MACHINERY OF STAINLESS STEEL WOVEN CLOTH	9,233	12,452
73141400	OTHER WOVEN CLOTH OF STAINLESS STEEL	37,715	50,717
73141910	STEEL CORD FABRIC USED IN MANUFACTURING TYRE	151	779
73141920	OTH ENDLES BAND FOR MACHINERY	17,771	4,359
73141990	OTHER WOVEN CLOTH OF STEEL	35,848	585,635
73142000	GRILL NETTING FENCING WELDED DIMENSION=3MM; MESH SIZE 100CM(SQUARE)	36,749	63,729
73143100	OTHER GRILL NETTING FENCING WELDED COATED WITH ZINC	9,441	4,751
73143900	OTHER GRILL NETTING FENCING AT INTER SECTION	14,104	41,765
73144100	OTHER CLOTH GRILL NETTING FENCING PLATED/COATED WITH ZINC	184,134	143,414
73144200	OTHER CLOTH GRILINGL NETTING FENCING PLATED/COATED WITH PLASTICS	10,636	32,439
73144900	OTHER CLOTH GRILL NETTING /FENCING	360,730	342,569
73145000	EXPANDED METAL OF IRON OR STEL	15,446	21,949
73151110	ROLLER CHAIN FOR VEHICLES Ch87	888,265	900,012
73151120	CHAIN FOR BICYCLES H-87.12 I/S	11,664	17,042

## PCT CHAPTER WISE BREAKUP OF IMPORTS

Rs. In Thousands

HSCODE	COMMODITY	Jul-Jun	Jul-Jun
		2016-17	2017-18
	<b>ARTICLES OF IRON AND STEEL</b>		
73151190	OTHER ROLLER CHAIN	260,547	282,193
73151200	OTHER CHAIN, ARTICULATED LINK	334,215	343,987
73151910	ADJUSTER FOR CHAIN VEH H-87.11	21,265	952
73151920	OTH PATS OF CHAIN M-CARS&VEHIC	197,660	307,966
73151990	OTH PATS OF ROLLER CHAIN I/S	10,796	13,254
73152000	SKID CHAIN	2,417	6,167
73158100	OTHER CHAIN, STUD-LINK	6,362	845
73158200	OTHER, WELDED LINK	37,963	42,425
73158900	OTHER CHAIN	32,413	32,495
73159000	OTHER PARTS	26,256	31,702
73160000	ANCHORS,GRAPNELS PARTS IRON/STEEL	171,767	282,402
73170010	NAILS OF IRON OR STEEL	351,536	446,548
73170020	TACKS OF IRON OR STEEL	69,956	56,428
73170030	DRAWING PINS OF IRON OR STEEL	3,614	5,733
73170090	OTHER ARTICLES OF IRON OR STEEL	78,013	88,828
73181100	COACH SCREW IRON/STEEL THREADED	10,563	21,856
73181200	OTHER WOOD SCREW IRON/STEEL THREADED	30,221	47,262
73181300	SCREW HOOKS,SCREW,RINGS,RIVETS OF IRON/STEEL	5,897	6,872
73181400	SELF-TAPPING SCREWS, THREADED	83,871	125,700
73181510	HIGH TENSILE SCREW&BOLT IRON/STEEL	526,869	354,443
73181520	U BOLTS LEAF SORINGS VEH CH-87	31,645	10,968
73181590	OTHER SCREW&BOTLS IRON/STEEL	1,805,414	3,026,849
73181610	HIGH TENTION NUTS IRON/STEEL	73,409	60,398
73181620	WHEEL NUTS FOR VEHI OF CHAP-87	20,385	9,221
73181690	OTHER NUTS THREADED OF IRON/STEEL	652,560	658,006
73181900	OTHER BOLT,NUT,WASHER,RIVET IRON/STEEL TH	248,274	663,079
73182110	SPRING/LOCK WASHER HIGH-TENSILE	16,519	20,623
73182190	OTHER SPRING WASHER/LOCK WASHER	23,754	29,280
73182210	THURST WASHER FOR VEHICLE H87	7,197	10,691
73182220	WASHER KICK START KNUCK V.HD8	17	30
73182290	OTH WAHSERS	149,747	213,288
73182300	RIVETS, NON-THREADED	73,701	84,128
73182400	COTTERS/PINS NON THREADED IRON STEEL	10,871	15,424
73182900	OTHER COACH SCREW,BOLTS,NUT IRON STEEL	183,631	189,400
73194000	SAFETY PINS & OTHER PINS	39,355	56,024
73199010	SEWING,DARNING/EMBROIDRY NEDLS	24,580	31,424
73199090	OTH KNITTING NEDLS,CRO HOOKS	68,313	98,076

## PCT CHAPTER WISE BREAKUP OF IMPORTS

Rs. In Thousands

HSCODE	COMMODITY	Jul-Jun	Jul-Jun
		2016-17	2017-18
	<b>ARTICLES OF IRON AND STEEL</b>		
73201010	LEAF-SPRING&LEAF M-CAR,H-8703	13,394	8,997
73201020	LEAF-SPRING&LEA,VEH,H-8701,2,4	2,869	1,266
73201030	COMP VEH HD87.11 SPRING FRONT	106,399	73,205
73201090	OTH LEAF-SPRING&LEAF I/S	81,369	123,702
73202000	HELICAL SPRINGS	19,741	132,435
73209010	SPRING,LEAVES USED IN MANUFACTURE OF VIDEO CASSETTES	405	20
73209020	CONT SPRI HYD LIFT AGR-TRACTOR	5,262	4,465
73209090	OTHER, SPRING AND LEAVES.	423,884	510,162
73211110	COOKING RANGES	119,137	64,640
73211190	OTHER COOKING APPLIANCES&PLATE WARMERS GAS	274,374	335,909
73211200	COOKING APPLIANCES/PLATE WARMERS LIQUID FUEL	893	111
73211900	O-COKING APPLI INCL SOLID FUEL	74,784	85,338
73218100	OTHER APPLIANCES FOR GAS & OTHER FUELS	19,083	22,533
73218200	OTHER APPLIANCES FOR LIQUID FUEL	5,672	6,979
73218900	OTH APPL INCL APPLI SOLID FUEL	6,313	3,313
73219000	PARTS OF IRON/STEEL,COOKING APPLIANCES & PLATE WARMERS	368,472	350,631
73221100	RADIATORS/PARTS CAST IRON E-EL	724	222,887
73221900	OTHER RADIATOR AND PARTS THEREOF	42,839	27,233
73229010	AIR HEATERS&HOT AIR DISTRIBUTORS	81,777	175,081
73229090	OTHER PARTS OF RADIATORS	41,993	97,173
73231000	IRON/STEEL WOOL,POT SCOURERS ETC	272,548	272,638
73239100	OTHER BUCKETS OF CAST IRON NOT ENAMELLED	540	5,692
73239200	OTHER HOUSE HOLD ARTICLES CASTIRON ENAMELLED	2,364	2,628
73239300	OTHER DOMESTIC UTENSILS STAINLESS STEEL	49,953	91,659
73239400	OTHER DOMESTIC UTENSILS IRON/STEEL	425,429	285,736
73239900	OTHER HOUSE HOLD ARTICLES, PARTS THEREOF	824,722	589,269
73241010	SINKS OF STAINLESS STEEL	96,140	142,015
73241020	WASH BASINS OF STAINLESS STEEL	4,143	1,658
73242100	BATH TUBS CASTIRON WHETHER OR NOT ENAMELLED	27,720	13,179
73242900	OTHER BATH,SINK,WASH-BASIN ENAMELLED IRON	167,345	195,378
73249000	OTHER, INCLUDING PARTS	263,320	253,564
73251000	OTHER CAST ARTICLES IRON/STEEL OF NON MALLEABLE CAST IRON	266,730	53,587
73259100	GRINDING BALLS &SIMI ARTICLES FOR MILLS	91,028	271,234
73259900	OTHER CAST ARTICLES OF IRON/STEEL NES	430,355	830,180
73261100	GRINDING BALLS & SIMILAR ARTICLES FOR MILLS	8,574	43,652
73261910	FORGING OF CRANK SHAFT	248,607	423,267
73261920	FORGING SURGICAL/DENTAL INSTRUMENTS	279,995	321,324

## PCT CHAPTER WISE BREAKUP OF IMPORTS

Rs. In Thousands

HSCODE	COMMODITY	Jul-Jun 2016-17	Jul-Jun 2017-18
	<b>ARTICLES OF IRON AND STEEL</b>		
73261930	STEEL FORGINGS EXCE 150KG I/S	8,612	273
73261990	OTHER ARTICLES FORGED/STAMPED NOT FURTHER WORKED NES	628,851	797,153
73262000	ARTICLES OF IRON OR STEEL WIRE	88,810	97,457
73269010	OTHER XRAY FILM HANGERS	2,423	1,269
73269020	OTHER STEEL BALLS NOT >1MM DIAMETER	117	87
73269030	OTHER SHOE LASTS	78	319
73269040	STL BALLS NOT EXCE 1MM DIA I/S	25,449	25,232
73269050	CLIPS,BRACK ETC.FOR ELE-WIRING	218,939	365,415
73269060	CLAMPS,HOSE CLIPS, HANGERS I/S	258,227	410,371
73269070	COSMETICS/CIGARE CASES ECT I/S	2,112	6,402
73269090	OTHER ARTICLES OF IRON/STEEL FORGED/STAMPED NOT FURTHER WORKED	6,285,225	6,100,949
	<b>TOTAL ARTICLES OF IRON AND STEEL</b>	<b>84,475,070</b>	<b>88,019,369</b>
	<b>COPPER AND ARTICLES THEREOF</b>		
74010000	CEMENT COPPER (PRECIPITATED)	-	1,111
74020000	UN-REFINED COPPER, COPPER ANODES FOR ELECTROLYTIC REFINING	965	7,512
74031100	REFIND COPPER,CATHODES & SECTION	9,450,963	10,786,310
74031200	REFINED COPPER WIRE-BARS	14,456	-
74031900	OTHER, REFINED COPPER	28,739	22,938
74032100	COPPER-ZINC BASE ALLOYS(BRASS)	8,687	9,447
74032200	COPPER-TIN BASE ALLOYS(BRONZE)	28,895	28,922
74032900	OTHER COPPER ALLOYS(OTHER THAN MASTER ALLOYS OF HEADING H-74.05)	19,644	20,270
74040010	BRASS SCRAP	1,417	342
74040090	OTH COPPER WASTE AND SCRAP	1,295,742	3,017,470
74050000	MASTER ALLOYS OF COPPER.	2,662	7,965
74061000	POWDER OF NON-LAMELLER STRUCTURE	30,862	32,832
74062000	POWDER OF LAMELLAR STRUCTURE FLAKES	126,553	201,152
74071010	BARS OF REFINED COPPER	32,923	82,429
74071020	RODS OF REFINED COPPER	123,480	27,018
74071040	BUS BARS OF REFINED COPPER	509,517	610,080
74071090	OTHER PROFILES OF COPPER	14,763	30,376
74072100	COPPER BAR,ROD PROFILES OF COPPERER ZINC BASE ALLOYS(BRASS)	31,425	41,049
74072900	OTHER BAR,ROD,PROFILES COPPER ALLOYS	59,021	85,395
74081100	WIRE REFERENCE COPPER MAXIMUM CROSS SECTIONAL DIAMETER >6MM	1,007,104	1,653,810
74081900	OTHER, WIRE OF REFINED COPPER	250,143	461,316
74082100	WIRE OF COPPER ALLOY ZINC BASE	48,855	71,275
74082200	WIRE OF COPPER ALLOY NICKLE BASE	5,222	21,512

## PCT CHAPTER WISE BREAKUP OF IMPORTS

Rs. In Thousands

HSCODE	COMMODITY	Jul-Jun 2016-17	Jul-Jun 2017-18
	<b>COPPER AND ARTICLES THEREOF</b>		
74082900	OTHER WIRE OF COPPER ALLOYS ETC	13,463	44,202
74091100	PLATES,SHEET,STRIP REFINED COPPER COIL	118,833	211,942
74091900	OTHER PLATES,SHEETS &STRIP OF REFINED COPPER	37,913	30,722
74092100	PLATES,SHEETS&STRIPS OF COPPER ZINC BASE COILS	176,916	226,651
74092900	OTHER PLATES/SHEETS/STRIPS COPPER ZINC BASE	74,954	90,372
74093100	PLATES/SHEETS/STRIPS COPPER TIN BASE COILS	-	34
74093900	OTHER PLATES/SHEETS/STRIPS COPPER TIN BASE-COILS	11,309	4,854
74094000	PLATES/SHEETS/STRIPS COPPER NICKLE BASE	-	34
74099000	PLATES/SHEETS/STRIPS OTHER COPPER ALLOYS NS	1,484	5,805
74101100	FOIL REFINED COPPER NOT BACKED	1,049,939	1,327,080
74101200	FOIL OF COPPER ALLOYS,NOT BACKED	604,734	801,967
74102100	FOIL OF REFINED COPPER,BACKED	119,983	73,511
74102200	FOIL OF COPPER ALLOYS,BACKED	5,783	2,544
74111010	CAPILLARY TUBE 2.25 MM REFINED COPPER	80,952	84,581
74111020	INTERNALLY GROOVED TUBES REFINED COPPER	833,752	574,746
74111090	OTHER TUBE/PIPE OF REFINED COPPER	1,442,698	2,194,748
74112100	TUB&PIPE COPPER ZINC BASE ALLOYS	22,000	25,536
74112200	TUB&PIPE COPPER NICKLE BASE ALLOYS	219	-
74112900	OTHER TUBE&PIPE OF OTHER COPPER ALLOYS	45,904	33,431
74121000	COPPER TUBE/PIPE FITTING OF REFINED COPPER	29,311	37,521
74122000	COPPER TUBE/PIPE FITTINGS COPPER ALLOYS	56,121	69,743
74130000	STANDARD WIRE,CABLES PLAITED BANDS-NOT ELECTRICALLY INSULATED	337,435	483,241
74151000	NAILS,TACKS,DRAWING PINS,STAPLES & SIMILAR ARTICLES	191	4,514
74152100	WASHERS/INCLUDING SPRING WASHERS NOT THREADED	48,210	6,363
74152900	OTHER NOT THREADED ARTICLES COPPER	11,790	27,078
74153300	OTHER THREADED SCREW,BOLT,NUT COPPER	11,226	117,139
74153900	OTHER THREAD ARTICLES OF COPPER	15,448	39,386
74181000	TABLE,KITCH/OTH HOUSEHOLD ARTI	593	321
74182000	OTHER SANITARY WARE,PARTS COPPER	2,972	4,988
74191000	CHAIN,PARTS THEREOF OF COPPER	634	113
74199100	CAST,MOULDED,STAMPED,FORGED OF COPPER	3,389	3,748
74199910	COPPER SPRINGS	337	118
74199990	OTHER, ARTICLES OF COPPER	63,647	156,080
	<b>TOTAL COPPER AND ARTICLES THEREOF</b>	<b>18,314,178</b>	<b>23,903,644</b>
	<b>NICKEL AND ARTICLES THEREOF</b>		
75011000	NICKEL MATTES	-	680



## PCT CHAPTER WISE BREAKUP OF IMPORTS

Rs. In Thousands

HSCODE	COMMODITY	Jul-Jun	Jul-Jun
		2016-17	2017-18
	<b>NICKEL AND ARTICLES THEREOF</b>		
75021000	NICKEL, NOT ALLOYED	966,777	1,308,461
75022000	NICKEL ALLOYS	3,649	2,229
75040000	NICKEL POWDERS AND FLAKES.	24,254	25,575
75051100	BAR,ROD,PROFILES OF NICKLE NOT ALLOYED	684	10
75051200	BAR,ROD,PROFILES OF NICKLE ALLOYED	937	4,082
75052100	WIRE OF NICKEL, NOT ALLOYED	1,892	3,329
75052200	WIRE OF NICKEL, ALLOYED	25,392	38,831
75061000	PLATES,SHEET,STRIPS,FOIL OF NICKEL NOT ALLOYED	11,563	41,830
75062000	PLATES,SHEET,STRIP FOIL OF NICKEL ALLOYED	26,570	153,835
75071100	TUBE&PIPE OF NICKEL NOT ALLOYED	83	-
75071200	TUBE & PIPE OF NICKEL ALLOYED	7,825	8,991
75072000	TUBE OR PIPE FITTING NICKEL	4,205	5,788
75081000	CLOTH,GRILLS & NETTING OF NICKEL WIRE	-	2,541
75089010	NICKEL ROTARY PRINTING SCREEN	650,034	613,074
75089090	OTHER NICKLE ROTARY PRINTING SCREEN	21,240	50,901
	<b>TOTAL NICKEL AND ARTICLES THEREOF</b>	<b>1,745,105</b>	<b>2,260,157</b>
	<b>ALUMINIUM AND ARTICLE THEREOF</b>		
76011000	ALUMINIUM, NOT ALLOYED	6,305,843	9,111,657
76012000	ALUMINIUM ALLOYS	3,257,620	3,491,306
76020010	ALUMINIUM W/SCRAP OF AUTO PART	221,099	295,673
76020090	OTHER ALUMINIUM WASTE OR SCRAP	6,349,794	8,728,883
76031000	POWDER OF NON-LAMELLER STRUCTURE	24,311	16,509
76032000	POWDER OF LAMELLAR STRUCTURE FLAKES	50,052	71,124
76041010	BARS,OF ALUMINIUM, NOT ALLOYED	95,824	32,420
76041090	PROFILES OF ALUMINIUM NOT ALLOYED	41,947	154,622
76042100	HOLLOW PROFILES OF ALUMINIUM ALLOYED	14,801	46,778
76042910	BAR ROD OF ALLUMINIUM ALLOYED	64,661	40,413
76042920	ALUM BAR/ROD NOCLOCK BRAZING	31	73
76042990	PROFILES OF ALUMINIUM ALLOY	97,728	243,547
76051100	ALUMINIUM WIRE NOT ALLOYED MAXIMUM CROSS SECTIONAL DIAMENSIONS >7MM	146,702	113,485
76051900	OTHER ALUMINIUM WIRE NOT ALLOYED	132,243	158,346
76052100	ALUMINIUM WIRE ALLOYED MAXIMUM CROSS SECTIONAL DIAMENSION >7MM	7,669	14,492
76052900	OTHER ALUMINIUM WIRE, ALLOYED	248,937	306,284
76061100	RECTANGULAR & SQUARE OF ALUMINIUM NOT ALLOYED	247,713	518,456
76061200	RECTANGULAR/SQUARE ALUMINIUM ALLOYED	1,720,842	2,458,155
76069110	ALUMINIUM SHEET NOT ALLOYS ANODIZED/POLYURETHENE COATED	173,503	146,474

## PCT CHAPTER WISE BREAKUP OF IMPORTS

Rs. In Thousands

HSCODE	COMMODITY	Jul-Jun	Jul-Jun
		2016-17	2017-18
	<b>ALUMINIUM AND ARTICLE THEREOF</b>		
76069190	OTHER ALUMINIUM SHEET NOT ALLOYED	54,343	104,290
76069210	ALUMINIUM SHEET ANODIZED ALLOYS COATED	165,356	217,720
76069290	OTHER ALUMINIUM SHEET ALLOYS	50,015	137,634
76071100	ALUMINIUM FOIL ROLLED NOT-WORKED/BACKED	3,546,685	3,784,560
76071910	ADHESIVE TAPE	292,789	116,228
76071920	PRINTED ALUM FOIL NOT BACKED	203,954	270,692
76071990	OTHER ADHESIVE TAPE	1,614,332	1,737,622
76072000	ALUMINUM FOIL, BACKED	1,774,613	2,126,351
76081000	TUBE, PIPE OF ALUMINIUM NOT ALLOYED	26,135	58,540
76082000	TUBE, PIPE OF ALUMINIUM ALLOYED	177,849	353,225
76090000	ALUMINIUM TUBE,PIPE FITTINGS (E.G COUPLINGS,EIBOWS,SLEEVES)	18,845	20,151
76101000	DOORS,WINDOW, FRAMS,THRESHOLDS FOR DOORS	213,736	764,550
76109000	ALUMINIUM STRUCTURE & PARTS N.E.S.	751,683	1,165,687
76110000	ALUMINIUM RESERVOIRS,TANKS VATS ETC	1,002	100
76121000	COLLAPSIBLE TUBULAR CONTAINERS ALUMINIUM	31,914	12,101
76129010	ROUND CANS ALUMINIUM DIAMETER > 45MM	542,095	746,485
76129020	OVAL CANS OF ALUMINIUM	2,625	4,148
76129030	OTH CANS<=400ML W LOGO/BRAND	1,985,612	1,400,984
76129090	OTHER DRUMS CANS BOXES ALUMINIUM	99,396	97,485
76130010	AEROSOL CANS WITH VALVES&COVERS OF ALUMINIUM	6,056	7,272
76130090	OTHER ALUMINIUM CONTAINERS FOR COMPRESSED/LIQUEFIED GAS	13,358	26,414
76141000	STANDARD WIRE,CABLE,PLAITED BANDS&LIKE OF ALUMINIUM STEEL CORE	1,299,536	141,402
76149000	OTHER STANDARD WIRE,CABLE,PLAITED BANDS&LIKE OF ALUMINIUM NOT ELECTRICALLY INSUL	2,783,721	3,009,711
76151000	TABLE,KITCH,POT POLISHPAD ALUM	80,703	194,970
76152000	SANITARY WARE&PATS OF ALUMINIUM	956	5,923
76161000	NAILS,BOLT,NUT,SCREW ETC ALUMINIUM	4,680	10,386
76169100	CLOTH,GRILL,FENCING & NETTING OF ALUMINIUM WIRE	11,903	10,316
76169910	CASINGS&FORGINGS	73,401	144,803
76169920	ALUMINIUM SLUGS	245,997	331,863
76169930	PENCIL FERRULES	5,019	1,780
76169990	OTHER ARTICLE OF ALUMINIUM	504,251	466,511
	<b>TOTAL ALUMINIUM AND ARTICLE THEREOF</b>	<b>35,783,880</b>	<b>43,418,601</b>
	<b>LEAD AND ARTICLES THEREOF</b>		
78011000	REFINED UN-WROUGHT LEAD	11,305,568	8,057,362
78019100	OTHER UN-WROUGHT LEAD CONTAINING BY WEIGHT ANTIMONY	185,874	915,032
78019900	OTHER UN-REFINED LEAD & LEAD ALLOYED	325,385	467,688

## PCT CHAPTER WISE BREAKUP OF IMPORTS

Rs. In Thousands

HSCODE	COMMODITY	Jul-Jun	Jul-Jun
		2016-17	2017-18
	<b>LEAD AND ARTICLES THEREOF</b>		
78041100	LEAD SHEET STRIP FOIL THICKNESS >0.2MM	-	34
78041900	OTHER , LEAD PLATES	800	19,085
78042000	LEAD, POWDERS AND FLAKES	427	401
78060010	WIRE OF LEAD	20,617	50,307
78060020	LEAD TUBE, PIPE FITTINGS	2,190	14
78060090	OTHER ARICLES OF LEAD	1,376	12,512
	<b>TOTAL LEAD AND ARTICLES THEREOF</b>	<b>11,842,237</b>	<b>9,522,435</b>
	<b>ZINC AND ARTICLES THEREOF</b>		
79011100	ZINC CONTAINING BY WEIGHT>99.99% NOT ALLOYED	2,300,869	6,522,592
79011200	ZINC CONTAINING BY WEIGHT<99.99% NOT ALLOYED	18,712	670,518
79012000	ZINC ALLOYS	1,147,680	1,484,918
79031000	ZINC DUST(BLUE POWDER)	53,785	76,538
79039000	OTHER ZINC POWDER AND FLAKES	226	127
79040010	ZINC WIRE	55,204	75,405
79040090	OTHER ZINC BARS AND RODS	79	337
79050000	ZINC PLATES,SHEET,STRIP & FOIL	75	396
79070010	ZINC SLUGS FOR DRY BATTERY CELL CONTAINERS	99,574	134,704
79070020	ANODES OF ZINC	32,753	42,661
79070090	OTHER, ARTICLES OF ZINC	9,760	11,744
	<b>TOTAL ZINC AND ARTICLES THEREOF</b>	<b>3,718,717</b>	<b>9,019,940</b>
	<b>TIN AND ARTICLES THEREOF</b>		
80011000	TIN, NOT ALLOYED	592,640	707,997
80012000	TIN ALLOYS	11,848	11,584
80030000	TIN BAR, ROD, PROFILE AND WIRE	5,568	3,778
80070010	TIN PLAT, SHET,STRIP TH>0.2MM	2,257	-
80070090	OTH ARTICLES OF TIN	509	1,591
	<b>TOTAL TIN AND ARTICLES THEREOF</b>	<b>612,822</b>	<b>724,950</b>
	<b>OTHER BASE METALS,CERAMICS,ARTICLES</b>		
81011000	TUNGSTEN POWDERS	43	1,078
81019400	OTHER UN-WROUGHT TUNGSTEN,BARS&ROADS OBTAINED SIMPLY BY SINTERING	319	111
81019600	OTHER WIRE OF TUNGSTEN	15,471	18,563
81019910	BAR/ROD,PLA,SHET,FOIL TUNGSTEN	5	247
81019990	OTH ARTICLES OF TUNGSTEN	1,247	8,308
81029500	OTHER MOLYBEDNUM BAR,ROD,OBTAINED SIMPLY BY SINTERING	76	-
81029600	OTHER MOLYBDENUM WIRE	4,996	7,753

## PCT CHAPTER WISE BREAKUP OF IMPORTS

Rs. In Thousands

HSCODE	COMMODITY	Jul-Jun	Jul-Jun
		2016-17	2017-18
	<b>OTHER BASE METALS,CERAMICS,ARTICLES</b>		
81029900	OTHER MOLYBDENUM AND ARTICLES THEREOF	-	708
81039000	OTHER TANTALUM & ARTICLES THEREOF	546	799
81041100	UNWROUGHT MAGNESIUM BY WEIGHT 99.8%	26,450	27,629
81041900	OTHER ARTICLES UNWROUGHT MAGNESIUM	251	4,907
81043000	RASPIINGS,TUMINGS,ETC MAGNESIUM	17	15
81049000	OTHER ARTICLES OF MAGNESIUM	9,534	8,729
81052000	COBALT MATTES& OTHER PRODUCTS	142,553	271,850
81059000	OTHER INTERMEDIATE PRODUCTS OF COBALT	3,965	14,902
81060000	BISMUTH & ATICLES INCLUDING WASTE,SCRAP	174	-
81079000	OTHER CADMIUM,WROUGHT & ARTICLES	1,678	1,967
81089000	OTHER TITANIUM WROUGHT & ARTICLES	61,968	365,717
81092000	UNWROUGHT ZIRCONIUM POWDER	-	62
81099000	OTHER ZIRCONIUM AND ARTICLES	27,139	3,629
81101000	UNWROUGHT ANTIMONY POWDER	949,569	737,936
81109000	OTHER ANTIMONY & ARTICLES THEREOF INCLUDING WASTE&SCRAP	12,636	64,522
81110000	MANGANESE & ARTICLES INCLUDING WASTE & SCRAP	29,062	31,985
81122100	CHROMIUM UNWROUGHT POWDER	804	964
81122900	OTHER UNWROUGHT CHROMIUM INCLUDING WASTE	7,798	3,374
81129900	OTHER BASE METAL UNWROUGHT & ARTICLES	28	61
81130000	CERMETS & ARTICLE INCLUDING WASTE & SCRAP	96	45
	<b>TOTAL OTHER BASE METALS,CERAMICS,ARTICLES</b>	<b>1,296,425</b>	<b>1,575,861</b>
	<b>TOOLS,IMPLEMENTS,CUTLERY,PARTS THEREOF</b>		
82011000	SPADES AND SHOVELS	62,231	109,671
82013000	MATTOCKS, PICKS, HOES & RAKES	598	2,600
82014000	AXES,BILL HOOKS & SIMILAR HEWING TOOLS	1,596	861
82015000	SECATEURS & ONE-HANDED PRUNERS AND SHEARS	132	982
82016000	HEDGE SHEARS, TWO-HAND PRUNING SHEARS AND SIMILAR TWO HANDED SHEARS	2,510	2,867
82019000	OTHER HAND TOOL AGRICULTURAL,HORTICULTURE OR FORESTRY	3,473	11,060
82021000	HAND SAWS	73,391	107,210
82022000	BAND SAW BLADES	21,325	41,255
82023100	CIRCULAR SAW BLADES WITH STEEL	75,833	125,128
82023900	OTHER CIRCULAR SAW BLADES; INCLUDING PARTS	95,840	116,542
82024000	CHAIN SAW BLADES	20,490	30,224
82029100	STRAIGHT SAW BLADES,WORKING METAL	2,373	3,507
82029910	GINSAW BLADE	4,614	3,261
82029990	OTHER SAW BLADES	82,725	116,787

## PCT CHAPTER WISE BREAKUP OF IMPORTS

Rs. In Thousands

HSCODE	COMMODITY	Jul-Jun	Jul-Jun
		2016-17	2017-18
	<b>TOOLS,IMPLEMENTS,CUTLERY,PARTS THEREOF</b>		
82031000	FILES, RASPS & SIMILAR TOOLS	79,000	109,654
82032000	PILERS,PINCERS,TWEEZERS AND SIMILAR TOOLS	288,499	389,768
82033000	METAL CUTTING SHEARS & SIMILAR TOOLS	12,889	13,041
82034000	PIPE CUTTERS,BOLT CROPPERS,PERFORATING PUNCHES AND SIMILAR TOOLS	28,667	56,727
82041100	NON-ADJUSTABLE HAND OPERATED SPANNERS & WRENCHES	403,441	568,164
82041200	ADJUSTABLE HAND OPERATED SPANNERS & WRENCHES	354,366	444,026
82042000	INTERCHANGEABLE SPANNER SOCKETS WITH OR WITHOUT HANDLES	57,375	80,186
82051000	DRILLING,THREADING OR TAPPING TOOLS	27,086	50,626
82052000	HAMMERS AND SLEDGE HAMMERS	74,657	94,420
82053000	PLANES,CHISELS,GUAGES AND SIMILAR CUTTING TOOLS FOR WORKING WOOD	11,714	18,630
82054000	SCREW DRIVERS	179,092	278,496
82055100	OTHER HAND TOOLS HOUSE-HOLD N.E.S.	46,554	97,823
82055900	OTHER HAND TOOL (GLAZIERS DIAMONDS)	404,689	333,305
82056000	BLOW LAMPS	344	222
82057000	VICES, CLAMPS AND THE LIKE	64,399	57,322
82059000	SETS OF ARTICLES OF TWO/MORE OF FORGOING SUB-HEADING	235,740	78,004
82060010	TOOLS FOR M-CARS H-8703 R-SALE	17,717	17,228
82060020	TOOL FOR VEH H-8701,2,4 R-SALE	96,703	37,539
82060030	OTH TOOLS FOR M-CARS&VEHICLES	175,002	153,619
82060090	OTH TOOLS H-8202,8505 R-SALE	360,787	171,302
82071300	ROCK DRILLING,EARTH BORING TOOLS WITH WORKING PARTS OF CERMETS	29,606	10,556
82071900	OTHER INCLUDING PARTS OF ROCK DRILLING OR EARTH-BORING TOOLS	1,991,355	1,908,445
82072000	DIES FOR DRAWING/EXTRUDING METAL	430,839	362,864
82073000	TOOL FOR PRESSING, STAMPING/PUNCHING	283,070	2,670,879
82074000	TOOLS FOR TRAPPING OR THREADING	32,594	40,449
82075010	TOOL DRILLS OTHER THAN ROCK/PARALLEL OR STRAIGHT SHANK TWIST DRILLS	73,894	76,118
82075090	OTHER TOOL FOR DRILLING OTHER THAN ROCK DRILLING	508,582	727,574
82076000	TOOLS FOR BORING OR BROACHING	29,507	49,038
82077000	TOOLS FOR MILLING	81,803	57,042
82078000	TOOLS FOR TURNING	81,320	74,548
82079000	OTHER INTERCHANGEABLE TOOLS	697,673	1,398,233
82081000	KNIVES&CUTTING BLADES FOR METAL WORKING	59,013	88,901
82082000	KNIVES CUTTING BLADES FOR WOOD WORKING	21,817	22,907
82083000	KNIVES & CUTTING BLADES FOR KITCHEN APPLIANCES	53,801	83,382
82084000	KNIVES&CUTTING BLADE FOR AGRICULTURAL, HORTICULTURAL OR FORESTRY MACHINES	60,035	96,518
82089010	OTH BLADES/KNIVES PAPER MACH	165,836	216,716
82089020	DIE STEEL CUTTING BLADES	8,502	5,422

## PCT CHAPTER WISE BREAKUP OF IMPORTS

Rs. In Thousands

HSCODE	COMMODITY	Jul-Jun	Jul-Jun
		2016-17	2017-18
	<b>TOOLS,IMPLEMENTS,CUTLERY,PARTS THEREOF</b>		
82089090	OTH BLADES/KNIVES FOR MACHINE	279,252	342,707
82090000	PLATES STICKS,TIPS AND THE LIKE FOR TOOLS, UNMOUNTED OF CERMET	92,689	125,934
82100000	HAND-OPERATED MECHANICAL APPLIANCES, WEIGHING 10 KG OR LESS	73,534	105,362
82111000	SETS OF ASSORTED ARTICLES	1,531	954
82119100	TABLE KNIVES HAVING FIX BLADE.	21,785	21,412
82119200	OTHER KNIVES HAVING FIXE BLADES.	42,260	51,610
82119300	KNIVES HAVING OTHER THAN FIX BLADES.	6,101	6,821
82119400	BLADES	7,589	11,584
82119500	HANDLES OF BASE METAL	578	360
82121000	RAZORS	957,624	923,411
82122000	SAFETY RAZOR BLADES,	420,939	478,775
82129000	OTHER PARTS	29,505	62,925
82130000	SCISSORS,TAILOR'S SHEARS & SIMILAR SHEARS AND BLADE	49,279	77,439
82141000	PAPER KNIVES,LETTER OPENERS,ERASING KNIVES, PENCIL SHARPENERS AND BLADES ETC	192,080	257,449
82142000	MANICURE OR PEDICURE SETS AND INSTRUMENTS	29,988	21,088
82149000	OTHER ARTICLES OF CUTLERY .	67,129	110,619
82151000	SETS OF ASSORTED ARTICLE CONTAINING >= 1 ARTICLE PLATED WITH PRECIOUS METAL	1,483	181
82152000	OTHER SETS OF ASSORTED ARTICLE.	29,916	79,515
82159100	OTHER ASSORTED ARTICLE,NOT INSETS,PLATED WITH PRECIOUS METAL	153	156
82159910	SPOONS	20,079	57,506
82159920	FORKS (CUTLERY)	671	2,921
82159990	OTHER ARTICLE OF KITCHEN.	50,361	68,491
	<b>TOTAL TOOLS,IMPLEMENTS,CUTLERY,PARTS THEREOF</b>	<b>10,349,625</b>	<b>14,418,869</b>
	<b>MISC. ARTICLES OF BASE METALS</b>		
83011000	PADLOCKS	1,284,742	1,242,581
83012010	DOOR LOCKS VEH-H-8704.3190,11	66,372	17,856
83012090	OTH LOCKS FOR MOTOR VEHICLES	34,613	48,060
83013000	LOCKS FOR FURNITURE	649,308	824,915
83014000	OTHER LOCKS	834,477	1,073,889
83015000	CLASPS AND FRAMES WITH CLASPS.INCORPORATING LOCKS	2,463	16,671
83016000	PARTS OF LOCKS	80,971	315,881
83017000	KEYS PRESENTED SEPARATELY	18,100	18,251
83021010	HINGES,VEH-H-8704.2299,8703	2,181	572
83021020	HINGES DOORS VEH,H-8704.2299	101	113
83021030	HINGES OTH FOR MOTOR CARS&VEH	70,519	83,467
83021090	OTH HINGES&FITTINGS FOR FURNI	297,743	450,350

## PCT CHAPTER WISE BREAKUP OF IMPORTS

Rs. In Thousands

HSCODE	COMMODITY	Jul-Jun	Jul-Jun
		2016-17	2017-18
	<b>MISC. ARTICLES OF BASE METALS</b>		
83022000	CASTORS	243,498	335,581
83023010	LATCH ASS-DOORS CARS-H-8703,04	3,004	3,648
83023020	WIN OPEN SYSTEM RACK FOR 87042	116	59
83023090	OTH FITTINGS FOR M-VEHICLES	5,212	19,359
83024100	OTHER MOUNTING,FITTING SUITABLE FOR BUILDING	47,271	56,825
83024200	OTHER MOUNTING,FITING FURNITURES	826,857	1,054,560
83024900	OTHER FITTINGS OF BASE METAL N.S.	405,619	573,691
83025000	HAT-RACKS,HAT-PEGS,BRACKET&FIX	33,440	72,391
83026000	AUTOMATIC DOOR CLOSERS	114,234	107,134
83030000	ARMoured/REINFORCED SAFES, STRONG BOXES AND DOORS ETC OF BASE METAL.	52,598	65,534
83040000	FILING CABINETS,CARD-INDEX CABINET/TRAYS	13,707	12,895
83051000	FITTING FOR LOOSE-LEAF BINDERS	11,219	8,922
83052000	STAPLES IN STRIPS	182,566	212,339
83059000	OTHER, INCLUDING PARTS	105,207	141,174
83061000	BELLS,GONGS ETC.NON ELECTRIC OF BASE METAL	14,150	21,158
83062100	STATUETTES & OTHER ORNAMENTS BASE METAL	30	1
83062900	OTHER; MIRRORS OF BASE METAL	49,765	83,505
83063000	PHOTOGRAPH,PICTURE OR SIMILAR FRAMES; MIRROR	3,441	9,831
83071000	FLEXIBLE TUBING OF IRON/STEEL	181,870	276,126
83079000	FLEXIBLE TUBING OF BASE METAL	301,944	309,472
83081010	HOOKS OF BASE METAL	125,727	202,685
83081020	EYES & EYE LETS OF BASE METAL	101,530	145,464
83082000	TUBULAR OR BIFURCATED RIVET	264,255	224,794
83089010	CLASPS OF BASE METAL	1,665	715
83089020	BUCKLE OF BASE METAL	80,852	126,662
83089030	FRAME OF HAND BAG ETC OF BASE METAL	5,489	4,549
83089090	OTHER MADE UP ARTICLE OF BASE METAL PART	214,422	269,200
83091000	CROWN CORKS OF BASE METAL	8,795	7,533
83099010	ALUM LID CAN OF CARBONAT DRINK	10,192	319,770
83099090	OTHER	528,168	612,250
83100010	NUMB PLATE ASSEMBLY,AGRI-TRACT	172	283
83100020	NUM PLATE ASSEMBLY VEH-H-8711	1,373	8
83100030	NUM PLATE ASSEMBLY OTH M-VEH	699	71,843
83100090	OTH SIGN-PLATES, NAME PLATES	42,783	18,507
83111000	COATED ELECTRODE OF BASE METAL	1,008,947	1,116,057
83112000	CORED WIRE OF BASE METAL FOR ELECTRIC ARC WELDING	136,573	145,438
83113000	COATED RODS & CORED WIRE OF BASE METAL FOR SOLDERING,BRAZING OR WELDING BY FLAME	247,784	224,628

## PCT CHAPTER WISE BREAKUP OF IMPORTS

Rs. In Thousands

HSCODE	COMMODITY	Jul-Jun 2016-17	Jul-Jun 2017-18
	<b>MISC. ARTICLES OF BASE METALS</b>		
83119000	OTHER WIRE & RODS AGGLOMERATED OF BASE METAL	216,628	281,196
	<b>TOTAL MISC. ARTICLES OF BASE METALS</b>	<b>8,933,392</b>	<b>11,228,393</b>
	<b>MACHINERY/ COMPONENTS</b>		
84012000	MACHINERY/APPARATUS,ISOTOPIC SEPARATION	2,002	-
84013000	FUEL ELEMENT NON-IRRADIATED	-	32
84014000	PARTS OF NUCLEAR REACTORS	2,392	12,684,492
84021110	WATER TUBE BOILER STEAM PRODUCTION >45 TON BUT <350 TON PER HOUR	2,333	27,927
84021120	WASTE HEAT BOILERS > 45t/HOUR	12,403	4,504
84021130	HEAT RECOVERY STEAM GENERATORS	16,836,946	1,076,222
84021190	OTHER STEAM & OTHER VAPOUR GENERATING BOILER	28,283,614	52,654,957
84021200	WATER TUBE BOILER STEAM PRODUCTION <45 TON PER HOUR	399,879	631,137
84021910	FIRE TUBE BOILERS	147,756	397,324
84021920	WASTE HEAT BOILER/HYBRID BOILE	1,737	18,548
84021990	OTHER VAPOUR GENERATING BOILERS,	52,423	128,945
84022000	SUPER-HEATED WATER BOILERS	60,376	104,765
84029010	PARTS STEAM / VAPOUR BOILER	1,532,010	550,968
84029020	PART VAPOUR GEN HYB- BOILER	77,481	4,479
84029090	OTHER PARTS OF BOILER	4,156,187	1,710,843
84031000	BOILERS	65,340	30,818
84039000	PARTS CENTRAL HEATING BOILERS	5,986	60,871
84041000	AUXILIARY PLANT FOR BOILER	2,441,321	703,837
84042000	CONDENSERS FOR AUXILIARY PLANT	237,612	2,021,077
84049010	PARTS MASHINE SOOT REMOVER	164,218	234,174
84049090	OTH PARTS VAPOUR POWER UNITS	5,429,169	1,117,270
84051000	PRODUCER GAS/WATER GAS GENERATORS	1,096,049	162,582
84059000	PARTS OF PRODUCER GAS/WATER GAS GENERATORS	47,723	60,311
84061000	TURBINES FOR MARINE PROPULSION	72,121	-
84068100	OTHER TURBINES OF AN OUTPUT EXCEEDING 40 MW	8,207,357	17,601,910
84068200	OTHER TURBINES OF AN OUTPUT NOT EXCEEDING 40MW	21,469,252	2,362,377
84069000	PARTS OF STEAM TURBINES	11,615,539	2,765,484
84071000	AIRCRAFT ENGINES	1,975,690	1,234,593
84072100	OUTBOARD MOTORS	452,652	667,770
84072900	OTHER ,MARINE & SPARK IGNITION ROTARY ENGINES	805	23,897
84073110	RECIPROCA PE 50 CC VEH-H-8711	167	752
84073190	OTH RECIPROC PE 50CC-VEH-CH-87	39,685	33,117
84073210	RECIPRO PE 50-250CC VEH-H-8711	4,314	10,147





## PCT CHAPTER WISE BREAKUP OF IMPORTS

Rs. In Thousands

HSCODE	COMMODITY	Jul-Jun	Jul-Jun
		2016-17	2017-18
	<b>MACHINERY/ COMPONENTS</b>		
84073290	OTH RECIPRO PE 50-250CC VEH	1,006,256	873,218
84073310	RPE 250-1000 CC&H- 8703/8704	186	812
84073390	OTH-RPE- 250-1000 CC VEH CH-87	38,078	59,173
84073400	PISTON ENGINES CAPACITY EXCEEDING 1000 CC	351,119	477,009
84079010	GAS ENGINES	176,078	213,391
84079020	ENGINE FOR VEHICLES CH-87	699	10,148
84079090	OTHER ENGINES	559,671	763,019
84081000	MARINE PROPULSION ENGINES	68,565	16,373
84082010	DIESEL ENG,AGRI-TRACTOR H-8701	1,485	1,258
84082090	OTH DIESEL / SEMI DIESEL ENGIN	1,024,471	1,137,066
84089000	OTHER ENGINES	1,161,823	3,397,549
84091000	PARTS FOR AIRCRAFT ENGINES	429,085	63,453
84099110	RING FOR PISTON OF VEHICLE CHAPTER 87	846,231	871,804
84099120	CYLINDER FOR VEHICLES OF CHAPTER 87	9,126	14,322
84099130	CYLINDER FOR VEHICLES OF CHAPTER 87	753,200	626,548
84099140	CYLINDER HEADS FOR VEHICLES OF CHAPTER 87	8,270,661	12,378,545
84099150	CYLINDER LINER FOR VEHICLES OF CH.87	35,243	100,152
84099191	CNG KITS FOR VEHICLES OF CH-87	28	-
84099192	OTH PART FOR GAS ENG H84079010	1,625,364	1,431,170
84099199	OTH KITS FOR VEHICLES OF CH-8	178,494	240,294
84099910	OTHER RING FOR PISTON VEHICLE CH-87	2,447,541	3,416,595
84099920	OTHER CYLINDER FOR VEHICLES OF CH-87	15,696	22,889
84099930	OTHER CYLINDER BLOCKS FOR VEHICLE CH-87	431,392	655,433
84099940	OTHER CYLINDER HEAD FOR VEHICLES CH-87	26,640	68,672
84099991	CNG KITS FOR VEHICLES OF CH-87	522	816
84099999	OTH PARTS OF ENGINES	6,724,416	5,530,130
84101100	HYDRAULIC,TURBINE,WATER WHEELS AND REGULATORS THEREFORE OF POWER <1000 KW	18,095	52,123
84101200	HYD,TURBN W/WHEEL1000-10000KW	400,474	1,006,686
84101300	HYDRAULIC TURBINE,W/WHEE>10000	791,029	11,867
84109010	PARTS FOR MACH HEAD-8410.1100	12,833	11,580
84109090	OTH PART HYD TURBINE&REGULA	7,720,515	2,413,972
84111100	TURBO-JETS THRUST NOT EXCEEDING 25 KN	14,282	-
84111200	TURBO-JET THRUST EXCEED25KN	83,557	107,242
84112100	TURBO-PROPLER NOT EX 1100KW	-	2,666
84112200	TURBO-PROPELLERS OF POWER EXCEEDING 1100 KW	1,950,952	-
84118100	OTHER GAS TURBINES OF POWER NOT EXCEEDING 5,000KW	146,961	7,710,406
84118200	OTHER GAS TURBINES OF POWER EXCEEDING 5,000 KW	62,919,708	698,648

## PCT CHAPTER WISE BREAKUP OF IMPORTS

Rs. In Thousands

HSCODE	COMMODITY	Jul-Jun	Jul-Jun
		2016-17	2017-18
	<b>MACHINERY/ COMPONENTS</b>		
84119100	PARTS OF TURBO-JET /PROPELLERS	777	485
84119900	OTHER PARTS OF GAS TURBINES	8,943,931	20,099,099
84121000	REACTION ENGINES OTHER THAN TURBO-JETS	1,083	190
84122100	LINEAR ACTING (CYLINDERS),HYDRAULIC POWER ENGINES & MOTORS	125,203	100,339
84122900	OTHER HYDRAULIC POWER ENGINES & MOTOR	325,715	382,070
84123100	LINEAR ACTING(CYLINDERS),PNEUMATIC POWER ENGINES & MOTORS	79,592	93,014
84123900	OTHER,PNEUMATIC ENGINES & MOTOR	90,600	162,021
84128090	OTHER ENGINES AND MOTOR.	53,376	14,630
84129010	PART MAC H-8412.3900,8412.8010	3,638	2,280
84129020	FOR MACHINES OF HEADING 8412.1000,8412.2100, 8412.2900 & 8412.3100	27,908	16,055
84129030	PARTS OF WIND WHEELS	47	-
84129040	PARTS OF WIND ENGINES	1,624	2,477
84129050	PARTS OF HOT AIR ENGINES	-	401
84129060	PARTS OF COMPRESSED ARI ENGINE	93	447
84129090	OTH PARTS OF ENG / MOTORS	243,106	142,522
84131100	PUMPS FOR DISPENSING FUEL/LUBRICANTS	847,317	1,151,537
84131910	PUMPS FOR DISPENSING CHEMICALS	250,115	260,845
84131990	OTHER PUMPS FOR DISPENSING CHEMICALS	376,618	785,548
84132000	HAND PUMPS NOT WITH MEASURING DEVICE	12,771	26,558
84133010	DIESEL FUEL INJECTION PUMPS FOR VEHICLES OF CH-87	2,013,301	2,516,684
84133020	OIL PUMP ASSEM VEH H-87019020	14,538	20,362
84133030	OIL PUMP ASSEM M-CARS-H-8703	203,172	51,283
84133040	WA-PUMP ICP ENG M-CAR H-8703,4	10,456	24,149
84133050	W-PUMP ICP ENG VEH H-87019020	712,301	618,859
84133090	OTHER PUMPS FUEL/LUBRICATION/COOLING	578,496	770,992
84134000	CONCRETE PUMP FUEL LUBRICATION	257,273	512,644
84135000	OTHER POSITIVE DISPLACEMENT PUMP	2,051,630	910,455
84136110	OTH ROTRY POS DISP GEARED PUMP	-	36,455
84136190	OTH ROTARY P.DISPLACEMENT PUMP	534,611	1,075,561
84137010	SUBMERSIBLE PUMPS	3,017,644	3,492,025
84137090	OTH CENTRIFUGAL PUMPS	5,782,858	6,856,028
84138100	OTH PUMPS	1,460,871	2,370,355
84138200	LIQUID ELEVATORS	17,326	17,703
84139110	STAINLESS STEEL IMPELLERS OF PUMPS	136,931	242,006
84139120	LASER WELDED CHAMBERS FOR PUMP	17,366	26,255
84139130	OTH PARTS GROUT,ETC PUMPS	59,852	940,818
84139140	OTH PART PUMP FILLSTAT/GARAGE	33,091	32,372

## PCT CHAPTER WISE BREAKUP OF IMPORTS

Rs. In Thousands

HSCODE	COMMODITY	Jul-Jun	Jul-Jun
		2016-17	2017-18
	<b>MACHINARY/ COMPONENTS</b>		
84139150	PLUNGER & PUMP PART OF VEH H87	320,912	482,923
84139190	PARTS OF OTHER PUMPS	1,564,429	3,373,106
84139200	PARTS OF LIQUID ELEVATORS PUMPS	15,805	18,914
84141000	VACUUM PUMPS	332,683	389,791
84142000	HAND OR FOOT OPERATED AIR PUMPS	125,829	110,225
84143010	COMPRESSOR USED WITH NON CFC/HCFC GASES	21,498,881	21,921,941
84143020	COMPRESSOR OF VEH CH-87	-	1,871,090
84143090	OTHER COMPRESSORS USED IN REFRIGERATING EQUIPMENTS	275,426	142,495
84144000	AIR COMPRESSORS MOUNTED ON A WHEELED CHASSIS FOR TOWING	640,804	653,749
84145110	CEILING FAN	1,467,811	284,466
84145120	PEDESTAL FAN	472,132	116,481
84145130	TABLE FAN	72,114	63,399
84145140	EXHAUST FAN	58,927	114,036
84145190	OTHER FANS WITH SELF CONTAINED ELECTRIC MOTOR OF OUTPUT NOT EXCEEDING 125W	1,698,835	1,014,604
84145910	BLOWERS	160,658	163,970
84145990	OTHER FANS	752,400	1,260,607
84146000	HOODS HAVING A MAXIMUM HORIZONTAL SIDE NOT > 120CM	220,254	359,213
84148010	PISTON TYPE AIR COMPRESSORS	391,894	271,472
84148020	SCREW COMPRESSORS	1,287,962	1,354,830
84148030	CNG COMPRESSORS	1,305,769	142,367
84148040	AIR CURTAINS	29,341	62,302
84148050	TURBO CHARGERS	310,561	296,729
84148090	OTH TABLE,FLOOR,WALL,CEILI FAN	5,754,607	4,072,789
84149010	PART MACH H-84141000,8414.3010	50,011	144,141
84149020	PARTS COMPRESSOR REFRI EQUIP	28,608	100,599
84149090	OTHER PARTS OF H-84.14	3,617,632	4,832,026
84151010	WINDO,WALL TYPE AC/SPLIT SYSTE	61,665	220,938
84151020	S-CON AC/SPLIT INER-OUTER UNIT	3,714,644	1,817,734
84151030	TROPICAL MPS MUL-SYS UNIT>5TON	355,646	762,757
84151090	OTH AC MACH MOTOR DRIVEN FAN	571,828	481,654
84152010	AC MACH FOR MOTOR-CARS H-8703	483	398
84152090	OTH AC FOR PERSONS USED IN VEH	29,233	46,554
84158100	AIR CONDITIONING MACHINES COMPRISING A MOTOR DRIVEN FAN	402,729	67,017
84158200	OTHER AIR CONDITIONING MACHINES,A REFRIGERATING UNIT FOR COOLING/HEATING	1,176,622	1,428,729
84158300	OTHER AIR CONDITIONING MACHINES,NOT REFRIGERATING UNIT	855,614	993,254
84159011	EVAPORATOR COATED/ENAM FOR VEH	2,625,946	2,583,693
84159012	EVAPORATORS.FOR VEH-CHAPTER-87	14,883	175,377

## PCT CHAPTER WISE BREAKUP OF IMPORTS

Rs. In Thousands

HSCODE	COMMODITY	Jul-Jun	Jul-Jun
		2016-17	2017-18
	<b>MACHINARY/ COMPONENTS</b>		
84159019	OTH EVAPORATORS	49,172	96,118
84159021	CONDENSORS FOR VEHICLES H87	195,172	245,938
84159029	OTH CONDENSORS	2,089,534	2,389,120
84159030	COVERS INNER BODY AC.MACHINES	2,445,327	2,740,581
84159091	OT AC PART H84152010,20,30,90	1,096,387	1,476,691
84159099	OTH PARTS FOR REFRI/AIRCOND	4,664,852	4,753,697
84161000	FURNACE BURNERS LIQUID FUEL	23,486	45,432
84162000	OTHER FURNACE BURNER INCLUDING COMBINATION BURNERS	147,025	229,635
84163000	MECHANICAL STOKERS GRATES ETC	929,993	539,166
84169000	PART OF BURNERS OTHER ARTICLES OF 7412	221,742	224,928
84171010	KILNS (FURNACE OVEN)	2,611,601	3,394,036
84171090	OTHER FURNACES AND OVEN	620,289	2,673,452
84172000	BAKERY OVENS INCLUDING BISCUIT OVEN	299,575	333,260
84178000	OTHER FURNANCE AND OVENS	3,658,108	1,485,633
84179000	PARTS OF INDUSTRIAL OR LABORATORY FURNACE	391,824	439,970
84181000	COMBINED REFRIGERATOR-FREEZERS FITTED WITH SEPERATE EXTERNAL DOORS	582,235	550,416
84182100	REFRIGERATORS HOUSEHOLD TYPE	508,823	633,552
84182900	OTHER REFRIGERATOR HOUSHOLD TYPE	132,440	342,202
84183000	FREEZERS OF CHEST TYPE, NOT EXCEEDING 800 L CAPACITY	60,054	88,235
84184000	FREEZERS OF THE UPRIGHT TYPE	52,751	199,297
84185000	OTHER REFRIGERATOR/FREEZERS CHEST, CABINET, DISPLAY COUNTERS, SHOW CASES ETC	195,811	223,965
84186100	HEAT PUMPS O/T AIR CONDIT MACH	33,121	213,986
84186910	MILK CHILER ABOVE 3000 LTR CAP	4,448	11,444
84186920	REFRIGERATIN MACH WITH ENGIN	44,047	169,747
84186930	WATER DISPENSER	203,790	233,028
84186990	OTH REFRIGERATIN, FREEZING MACH	2,786,566	4,159,402
84189100	FURNITURE REFRIGERATING/FREEZING EQUIPMENT	15,473	13,411
84189910	EVAPORATORS,	2,546,283	2,534,204
84189920	CONDENSORS,	1,073,006	1,179,161
84189930	PARTS MILK CHILLER MACH > 3000LT	10,290	636
84189990	OTHER PARTS OF REFRIGERATORS/FREEZERS	2,054,868	1,773,857
84191100	INSTANTANEOUS GAS WATER HEATERS	368,664	571,154
84191900	OTHER INSTANTANEOUS STRONG WATER HEATER	259,376	102,883
84192000	MEDICAL SURGICAL LABORATORY STERILISERS	396,287	719,910
84193100	DRYERS AGRICULTURAL PRODUCTS	32,144	29,867
84193200	DRYERS FOR WOOD, PAPER PULP, PAPER OR PAPER BOARD	43,224	113,500
84193900	OTHER DRYERS	1,179,579	1,059,639

## PCT CHAPTER WISE BREAKUP OF IMPORTS

Rs. In Thousands

HSCODE	COMMODITY	Jul-Jun	Jul-Jun
		2016-17	2017-18
	<b>MACHINARY/ COMPONENTS</b>		
84194000	DISTILLING RECTIFYING PLANT	149,089	117,346
84195000	HEAT EXCHANGE UNITS	1,743,270	9,385,259
84196010	MIST ELIMINATOR	5,949	4,982
84196090	OTH MACH FOR LIQUIFYING AIR/GA	526,144	421,903
84198100	OTHER MACHINERY PLANT EQUIPMENT FOR HOT DRINKS/COOKING OR HEATING FOOD	438,023	633,514
84198910	COOLING TOWERS	1,339,019	790,197
84198990	OTH MACHINES AND PLANTS	9,514,700	12,925,532
84199010	PART DRYERS,AGRI,AIR GAS MACH	32,393	47,821
84199020	PART DRYERS,DISTILLING PLANT	40,958	85,012
84199090	OTH PARTS MACH,PLANT,LAB EQUIP	13,060,846	1,210,533
84201000	CALENDERING OR OTHER ROLLING MACHINES	175,707	286,690
84209100	CYLINDERS (FOR CALENDERING MACHINE)	13,089	16,544
84209900	OTHER PARTS OF CALENDERING MACHINE	74,281	102,439
84211100	CREAM SEPARATORS	4,946	1,129
84211200	CLOTHES-DRYERS	13,350	148,881
84211900	OTHER CENTRIFUGES INCLUDING DRYER	2,650,079	1,723,102
84212100	FILTERING PURIFYING MACHINERY & APPARATUS FOR LIQUIDS	6,731,412	6,137,857
84212200	FILTERING MACHINERY FOR BEVERAGES	55,268	60,357
84212310	OIL FILTER M-VEH H-8703,4,8711	127,143	207,958
84212320	OTH FUEL FILTER VEH H-87019020	829	2,687
84212390	OTH OIL/PETROL FILTERS FOR ENG	522,532	683,157
84212900	OTHER FILTER MACHINERY APPARATUS NES	2,256,035	3,444,773
84213110	INTAKE AIR FILT VEH H-8703,11	25,831	49,225
84213190	OT FILTERING/PURIFYING MAH,GAS	870,889	881,741
84213910	FILTER DRIERS USED WITH NON CFC REFRIGERANT GASES	367,026	483,378
84213920	FILTER DRIERS CFC REFRIGERANT GASES	82,434	43,896
84213930	MIST ELEMATOR FILTERING MACHINERY	85,662	313,540
84213940	AIR FILTER FOR PURIFYING GASES	462,257	506,164
84213950	FILTER BAGS FOR GASES	180,688	278,464
84213990	OTHER FILTERING PURIFYING MACHINERY GASES	4,114,270	5,425,961
84219110	PART CREAM SEPARATOR MACH/OTH	223,561	288,133
84219190	OTHER PARTS OF CENTRIFUGES	623,125	1,204,199
84219910	PAR MA H-8412.3910,.,3920,.,3930	158,582	13,388
84219990	OTH PART PURIFYING MACH L /GAS	2,618,286	4,962,435
84221100	DISH WASHING MACHINE HOUSE TYPE	14,585	44,368
84221900	OTHER DISH WASHING MACHINE OF HOUSEHOLD TYPE	27,840	19,313
84222000	MACHINERY FOR CLEANING OR DRYING BOTTLES OR OTHER CONTAINERS	430,181	139,406

## PCT CHAPTER WISE BREAKUP OF IMPORTS

Rs. In Thousands

HSCODE	COMMODITY	Jul-Jun	Jul-Jun
		2016-17	2017-18
	<b>MACHINARY/ COMPONENTS</b>		
84223000	MACHINERY FOR FILLING/CLOSING/SEALING OR LABELLING BOTTLE	5,851,247	7,790,356
84224000	OTHER PACKING WRAPPING MACHINE	3,334,918	3,537,647
84229010	PARTS DISH WASHING MACHINE	346	1,953
84229090	OT PART FILLING/PACK/WARP MACH	2,480,568	2,691,451
84231000	PERSONAL WEIGHING MACHINES	144,739	132,858
84232000	SCALES FOR CONTINUOUS WEIGHING OF GOODS ON CONVEYORS	20,925	57,861
84233000	CONSTANT WEIGHT SCALES/HOPPER	164,465	135,290
84238100	OTHER WEIGHT MACHINERY WITH CAPACITY NOT EXCEEDING 30KG	74,237	172,369
84238200	OTHER WEIGHT MACHINERY >30 BUT <5000 KG CAPACITY	538,808	967,836
84238900	OTHER WEIGHING MACHINERY	1,691,759	313,860
84239000	WEIGHT MACHINE OF ALL KINDS & PARTS	197,636	271,476
84241000	FIRE EXTINGUISHERS WHETHER OR NOT CHARGED	1,294,613	720,234
84242010	SPRAY GUNS& APPLI AGRICULTURE	354,036	671,874
84242020	SPRAY GUNS/APPL FOR INDUSTRY	129,252	528,821
84242090	OTH SPRAY GUNS & APPLIANCES	407,449	326,910
84243000	STEAM OR SAND BLASTING MACHINES AND SIMILAR JET PROJECTING MACHINES	68,935	231,019
84244100	AGRI PORTABLE SPRAYERS	-	1,429
84244900	OTH AGRI/HORTI SPRAYERS	-	7,631
84248200	OTH AGRI. & HORTI APPLIANCES	523,694	650,292
84248900	OTHER APPLIANCES PROJECTING/DISPERSING/SPRAYING LIQUIDS	1,165,043	2,134,842
84249010	PART MAC H-8424.2010,3000,8100	96,663	37,745
84249090	OTH PART SRAYING/BLASTING MACH	564,907	567,961
84251100	PULLEY TACKLE HOISTS POWERED BY ELECTRIC MOTOR	386,702	443,133
84251900	OTHER PULLEY TACKLE WINCHES & CAPSTANS	528,769	364,963
84253100	OTHER WINCHES,CAPSTANS POWERED BY ELECTRIC MOTOR	91,461	145,439
84253900	OTHER WINCHES CAPSTANS	124,909	202,400
84254100	BUILT IN JACKING SYSTEMS OF A TYPE USED IN GARAGES	43,040	43,081
84254200	OTHER JACKS AND HOISTS HYDRAULIC	692,977	701,634
84254900	OTHER MECHANICAL HANDING EQUIPMENT	53,703	19,704
84261110	OVER HEAD TRAVELLING CRANES ON FIXED SUPPORT NOT EXCEEDING 400 METRIC TONS	456,495	318,105
84261190	OTHER OVER HEAD TRAVELLING CRANES ON FIXED SUPPORT	710,170	1,140,585
84261210	MOBILE LIFTING FRAMES ON TYRES AND STRADDLE CARRIERS NOT EXCEEDING 20 T	10,721	30,185
84261290	OTHER MOBILE LIFTING ON TYRES	213,772	1,217,843
84261910	CRANES UPTO 400 METRIC TON	2,074,262	639,203
84261990	OTHER OVER HEAD TRAVELLING,TRNSPORTER,GANTRY CRANES	3,052,283	6,030,839
84262000	TOWER CRANES	836,683	778,993
84263000	PORTAL OR PEDESTAL JIB CRANES	229,430	1,105

## PCT CHAPTER WISE BREAKUP OF IMPORTS

Rs. In Thousands

HSCODE	COMMODITY	Jul-Jun	Jul-Jun
		2016-17	2017-18
	<b>MACHINARY/ COMPONENTS</b>		
84264100	OTHER MACHINERY SELF PROPELLED ON TYRES	545,527	690,414
84264900	OTHER MACHINERY SELF PROPELLED	2,067,713	2,134,714
84269100	OTHER MACHINERY DESIGNED FOR MOUNTING ON ROAD VEHICLES	42,248	40,760
84269900	OTHER MACHINERY NOT SELF PROPELLED	41,316	5,039
84271000	SELF PROPELLED TRUCK POWERED BY AN ELECTRIC MOTOR	501,504	558,295
84272010	FORK LIFT TRUCKS OF CAPACITY NOT EXCEEDING 3 TON	632,768	598,017
84272090	OTHER SELF PROPELLED TRUCK	1,178,403	1,527,798
84279000	OTHER WORK TRUCK FITTED WITH LIFTING/HANDLING EQUIPMENT	186,312	365,800
84281010	PANSSENGER LIFT	2,016,226	3,187,793
84281020	OTHER LIFTS AND SKIP HOISTS	104,250	43,183
84282000	PNEUMATIC ELEVATORS & CONVEYORS	185,551	312,206
84283100	ELEVATOR/CONVEYOR SPECIALLY DESIGNED FOR UNDER GROND USE	20,172	-
84283200	OTHER ELEVATOR/CONVEYOR BUCKET TYPE	140,777	356,212
84283300	OTHER ELEVATOR/CONVEYOR BELT TYPE	7,090,273	2,196,075
84283910	ELEVAT/CONVEYORS-CEMENT PLANT	4,221,019	5,199,939
84283990	OTH CONVEYORS FOR GOODS/MATERI	1,936,463	1,300,472
84284000	ESCALATORS & MOVING WALKWAYS	937,501	2,611,498
84286000	TELEFERICS CHAIR-LIFT,SKI DRAGLINES, TRACTION MECHANISMS FOR FURNICULARS	18,868	79,202
84289010	HYDRAULIC LIFT ASS AGR-TRACTOR	-	472
84289020	HYDRAULIC LIFT ASS OTH VEHICLE	14,085	317
84289090	OTH HYDRAULIC LIFT ASSEMBLY	5,597,459	2,689,209
84291100	TRACK LAYING BULLDOZER/ANGLEDZERS	1,407,909	1,309,756
84291900	OTHER; BULLDOZERS/ANGLEDZERS/TRACK LAYING	1,474,352	894,958
84292000	GRADERS AND LEVELLERS	3,585,137	988,577
84293000	SCRAPERS	410	248
84294000	TAMPING MACHINE & ROAD ROLLERS	5,602,804	2,989,149
84295100	FRONT-END SHOVEL LOADERS	5,580,771	3,414,125
84295200	MACHINERY WITH A 360 REVOLVING SUPER STRUCTURE	1,769,820	397,226
84295900	OTHER MECHANICAL SHOVALS,EXCAVATORS AND SHOVAL LOADERS	19,237,675	13,780,531
84301000	PILE-DRIVERS /PILE-EXTRACTORS	149,729	88,918
84302000	SNOW-PLOUGHS AND BLOWERS	76,983	5,320
84303100	SELF-PROP COAL ROCK CUTTER	213,717	111,932
84303900	OTHER SELF PROPELLED COAL/ ROCK CUTTER	34,032	39,448
84304100	OTHER BORING OR SINKING MACHINERY SELF-PROPELLED	1,182,820	545,661
84304900	OTHER BORING/SINKING MACHINERY NOT SELF PROPELLED	3,618,569	5,116,712
84305000	OTHER MACHINERY SELF PROPELLED	58,446	111,080
84306100	TAMPING OR COMPACTING MACHINERY NOT SELF PROPELLED	106,402	194,332

## PCT CHAPTER WISE BREAKUP OF IMPORTS

Rs. In Thousands

HSCODE	COMMODITY	Jul-Jun	Jul-Jun
		2016-17	2017-18
	<b>MACHINARY/ COMPONENTS</b>		
84306900	OTHER MACHINERY NOTSELF-PROPELLED	167,129	121,162
84311000	PARTS MACHINERY HEADING 84.25	60,216	257,314
84312000	PARTS MACHINERY HEADING 84.27	138,026	122,784
84313100	PARTS OF LIFTS,SKIP HOISTS & ESCALATORS	708,933	538,014
84313900	OTHER PARTS LIFTING/HANDLING/LOADING MACHINERY	722,471	1,808,209
84314100	BUCKETS SHOVELS GRABS & GRIPS	79,703	175,839
84314200	BULLDOZER OR ANGLEDOZER BLADES	8,050	4,776
84314300	PARTS FOR BORING/SINKING MACHINERY OF SUBHEADING 8430.41 OR 8430.49	3,459,638	2,943,254
84314900	PART MACHINERY HEADING 84.26,84.29-30	3,273,678	4,738,501
84321010	CHISEL PLOUGHS	435	64
84321090	OTHER PLOUGHS	620	1,900
84322100	DISC HARROWS	30,438	28,717
84322910	CULTIVATORS	6,285	9,331
84322990	OTHER CULTIVATORS	24,704	1,670
84323100	NO-TILL SEEDER,PLANTER,TRANS	3,599	7,308
84323900	OTH PLANTERS & TRANSPLANTERS	13,831	22,024
84324100	MANURE SPREADERS	2,573	2,406
84324200	FERTILISER DISTRIBUTORS	-	1,131
84328010	ROTAVATORS	468	2,135
84328090	OTHER ROTAVATORS	293,310	304,924
84329000	PARTS AGRICULTURAL,HORTICULTURAL MACHINERY	229,560	250,754
84331100	LAWN MOVERS FOR PARKS/SPORTS GROUND	7,144	9,009
84331900	OTHER MOVER FOR LAWN PARKS SPORTS GROUNDS	35,121	22,296
84332000	OTHER MOWERS INCLUDING CUTTER BARS FOR TRACTOR MOUNTING	6,943	32,888
84333000	OTHER HAY MAKING MACHINERY	3,409	8,899
84334000	STRAW OR FODDER BALER INCLUDING PICK-UP BALER	191,405	162,296
84335100	COMBINE HARVESTER-THRESHERS	1,305,183	1,311,637
84335200	OTHER THRESHING MACHINERY	16,604	92,197
84335300	ROOT/TUBE HARVESTING MACHINES	16,238	646
84335900	OTHER HARVESTING MACHINES	623,235	759,564
84336000	MACHINES FOR CLEANING,SORTING OR GRADING EGGS,FRUIT,OTHER AGRICULTURAL PRODUCE	88,651	25,129
84339000	PARTS; MACHINES FOR CLEANING/SORTING OR GRADING EGGS ETC	103,948	129,325
84341000	MILKING MACHINES	67,540	94,807
84342000	DAIRY MACHINERY	147,304	378,119
84349000	PARTS OF MILKING/DAIRY MACHINERY	127,215	107,814
84351010	MACH FOR BEVERAGE MANUFACT	8,776	161,925
84351090	OTH MACH FOR BEVERAGE MANF	30,817	9,356



## PCT CHAPTER WISE BREAKUP OF IMPORTS

Rs. In Thousands

HSCODE	COMMODITY	Jul-Jun	Jul-Jun
		2016-17	2017-18
	<b>MACHINARY/ COMPONENTS</b>		
84359000	PART OF JUICE EXTRACTING MACHINERY	10,651	3,608
84361000	MACHINERY FOR PREPARING ANIMAL FEEDING STUFFS	812,155	390,160
84362100	POULTRY INCUBATORS & BROODERS	133,272	188,263
84362900	OTHER POULTRY KEEPING MACHINERY	1,142,387	3,074,398
84368000	OTHER MACHINERY	93,771	16,046
84369100	PARTS POULTRY KEEPING MACHINERY OR POULTRY INCUBATORS AND BROODERS	115,813	50,851
84369900	OTHER PART OF AGRICULTURAL/HORTICULTURAL MACHINERY	199,542	255,515
84371000	MACHINES FOR CLEANING, SORTING OR GRADING SEED, GRAIN, DRIED LEGUMINOUS VEGETABLES	994,413	668,670
84378000	OTHER MACHINERY	746,704	1,073,254
84379000	PARTS OF MACHINE USE IN MILLING INDUSTRY	408,266	491,552
84381000	BAKERY MACHINERY & MANUFACTURING MACARONI, SPAGHETTI	2,384,983	3,794,199
84382000	MACHINERY FOR MANUFACTURE OF CONFECTIONERY, COCOA OR CHOCOLATE	629,149	1,151,170
84383010	CRUSHERS FOR SUGARCANE	7,974	62
84383090	OTH MACH FOR SUGAR MANF	89,409	23,873
84384000	BREWERY MACHINERY	-	275
84385000	MACHINERY FOR PREPARATION OF MEAT/POULTRY	214,259	375,338
84386000	MACHINES FOR PREPERATION OFFRUIT/NUTS/ VEGETABLES.	41,643	284,742
84388010	OTH MACH FOR CEREAL FOOD MANF	3,014	5,348
84388020	OTH MACH FOR FISH PREPARATION	10,130	74,416
84388090	OTH MACHINERY OF OTH	495,704	1,461,012
84389010	PARTS OF MACHINES OF HEADING 8438.3000 & 8438.4000	791	5,445
84389090	OTH PART FOOD/DRINK MAKE MACH	473,943	723,238
84391000	MACHINERY FOR MAKING PULP OF FIBROUS CELLULOSIC MATERIAL	55,339	85,774
84392000	MACHINERY FOR MAKING PAPER OR PAPER BOARD	224,794	210,578
84393000	MACHINERY FOR FINISHING PAPER OR PAPER BOARD	184,465	121,466
84399100	PARTS OF MACHINERY FOR MAKING PULP OF FIBROUS CELLULOUS MATERIAL	28,577	66,343
84399900	OTHER PARTS OF MACHINERY PAPER OR PAPER BOARD	406,262	596,346
84401000	BOOK BINDING MACHINERY INCLUDING BOOK SEWING MACHINES	39,543	183,839
84409000	PARTS OF BOOK BINDING MACHINERY	1,446	458
84411000	CUTTING MACHINES	1,072,323	1,037,089
84412000	MACHINES MAKING BAGS, SACKS/ENVELOPES	391,506	1,631,433
84413000	MACHINES MAKING CARTONS, BOXES, TUBES ETC	198,135	222,716
84414000	MACHINES MOULDING ARTICLE PAPER PULP, PAPER OR PAPER BOARD	172,089	234,069
84418000	OTHER MACHINES FOR MAKING PAPER & PAPER BOARD	299,678	307,709
84419010	PART MAC H-8441.1000, 8441.4000	33,377	37,990
84419090	OTH PART PULP/PAPRE MKING MACH	159,011	194,281
84423000	OTHER MACHINERY APPARATUS & EQUIPMENT	129,584	215,249

## PCT CHAPTER WISE BREAKUP OF IMPORTS

Rs. In Thousands

HSCODE	COMMODITY	Jul-Jun	Jul-Jun
		2016-17	2017-18
	<b>MACHINARY/ COMPONENTS</b>		
84424000	PARTS BOOK BINDING MACHINERY	32,995	54,733
84425000	PRINT TYPE BLOCK PLATE L/GRAPH	113,946	187,517
84431100	OFF SET PRINTING MACHINERY REEL-FED	137,763	185,755
84431200	SHEET FED, OFFICE TYPE	52,026	74,469
84431300	OTH OFFSET PRINTING MACHINERY	1,918,486	1,783,394
84431400	LETTERPRESS PRI-MACH REEL FED	21,474	151,453
84431500	LT-PRESS P-MACH O/T R-FED,FLEX	20,242	3,454
84431600	FLEXOGRAPHIC PRINTING MACHIN	626,720	1,084,952
84431700	GRAVURE PRINTING MACHINERY	488,798	919,751
84431910	HOT STAMPING MACHINES	13,896	27,816
84431920	LABEL PRINTING /EMPOSSING MACH	141,611	53,323
84431930	OTH FLAT BED PRINTING PRESSES	7,593	5,975
84431940	OTH PROOF PRESSES	-	3,885
84431951	PRINT/DES MACH ON COTTON TEX.	2,503,592	2,968,170
84431959	OTH PRINT/DESIGN MACH	38,505	14,340
84431990	OTH MACH PRINT REPETITIVE WORD	676,050	945,852
84433100	FAXPRINTERS &COPIERS COMBINED	522,161	626,532
84433210	DOT MATRIX PRINTER FOR DP MACH	128,578	286,727
84433220	INK JET PRINTER FOR DP MACHINE	410,516	423,792
84433230	LASER JET PRINTERS	1,005,414	1,114,121
84433240	LINE PRINTER	14,998	27,434
84433250	LETTER QUALITY DAISY W.PRINTER	627	1,631
84433260	FACSIMILE MACHINE	10,053	10,565
84433290	O-MACH CAPABLE TO CONNECT DPM	261,580	281,832
84433910	PHOTOCOPYING APPA FOR DP MACH	639,880	959,699
84433990	OTH PHOTOCOPYING APPARATUS	542,083	335,240
84439100	PART P-MACH PRINT BY PLATE/CYL	361,854	346,110
84439910	AUTOMATIC DOC FEEDER OF COPIER	3,856	7,045
84439920	OT PAPER FEEDER OF PHOTOCOPIER	558	887
84439930	OTH SORTERS OF PHOTOCOPIER	-	7,980
84439940	OTH PARTS OF PHOTOCOPIER	99,039	134,145
84439950	TONER,INK CART OF COMP PRINTER	367,575	429,052
84439990	OTH PARTS OF HEAD 84.42	580,985	860,701
84440000	MACHINES FOR EXTRUDING, CUTTING MAN MADE TEXTILE MATERIAL	213,324	377,081
84451100	CARDING MACHINES	2,813,833	1,486,727
84451200	COMBING MACHINES	776,100	959,046
84451300	DRAWING /ROVING MACHINES	1,765,961	1,815,260

## PCT CHAPTER WISE BREAKUP OF IMPORTS

Rs. In Thousands

HSCODE	COMMODITY	Jul-Jun	Jul-Jun
		2016-17	2017-18
	<b>MACHINARY/ COMPONENTS</b>		
84451910	OTH BLOW ROOM MACHINERY	1,213,685	906,674
84451990	OTH MACH PREPARING TEXT FIBRES	99,728	117,063
84452000	TEXTILE SPINNING MACHINES	8,853,940	7,968,789
84453000	TEXTILE DOUBLING OR TWISTING MACHINES	531,682	630,401
84454010	WEFT WINDING MACHINE	207,302	512,714
84454020	CONE/BOBBIN WINDING MACHINES	1,349,345	1,185,777
84454030	REELING MACHINES	6,882	7,500
84454090	OTHER TEXTILE WINDING MACHINE	1,885,613	1,753,587
84459000	OTHER MACHINERY,TEXTILE FIBRE	3,710,810	3,010,389
84461000	WEAVING MACHINES FABRICS WIDTH NOT > 30 CM	40,652	16,442
84462100	POWER LOOM FOR WEAVING FABRICS OF WIDTH EXCEEDING 30CM, SHUTTLE TYPE	2,961	20,070
84462900	OTHER MACHINES(LOOMS)	1,248,953	940,892
84463000	WEAVING MACHINES FABRIC OF WIDTH >30CM SHUTTLELESS TYPE	10,934,915	7,203,218
84471100	CYLINDER DIAMETER NOT EXCEEDING 165 MM	729,054	1,190,031
84471200	CYLINDER DIAMETER EXCEEDING 165 MM	452,899	835,301
84472000	FLAT KNITTING MACHINES,STITCH-BONDING MACHINES	275,265	316,155
84479010	MULTI HEAD EMBROIDERY MACHINES	4,292,066	6,630,710
84479090	OTH CIRCULAR KNITTING MACHING	511,567	368,638
84481100	DOBBIES JACQUARD,COPYING,PUNCHING OR ASSEMBLING MACHINES ETC	308,335	404,998
84481900	OTHER AUXILARY MACHINES HD 84.44-47	1,846,558	1,879,060
84482000	PARTS&ACCESORIES MACHINES OF HEADING 84.44 OR OF THEIR AUXILIARY MACHINERY	122,255	133,569
84483110	TOPS & FLATS CARD CLOTHING	584,313	721,240
84483190	OTHER CARD CLOTHING	539,018	647,376
84483200	PART ACCESORY MACHINES TEXTILE FIBRE	57,019	83,528
84483310	SPINDLE FLYER RING TRAVLLERS	575,110	669,666
84483320	SPINDLES TEXTILE MACHINES	351,207	371,967
84483330	SPINNING RINGS	287,541	332,522
84483900	OTHER PARTS&ACCESSORIES 84.45	1,789,917	2,057,070
84484210	REEDS FOR LOOMS	116,263	144,979
84484290	OTHER HEALDS & HEALDS FRAME	167,004	192,234
84484910	SHUTTLES	7,518	49,576
84484990	OTH PART ACCESSORIES WEAV MACH	625,513	791,920
84485100	SINKERS NEEDLES & OTHER ARTICLES	422,247	504,331
84485900	OTHER PART ACCESSORY MACHINES HEAD 84.47	435,242	471,665
84490000	MACHINERY FOR MANUFACTURING OR FINISHING OF FELT OR NON WOVENS	116,361	142,547
84501100	FULLY-AUTOMATIC MACHINES	800,954	1,124,234
84501200	OTHER MACHINES WITH BUILT IN CENTRIFUGAL DRIER	143,020	227,430

## PCT CHAPTER WISE BREAKUP OF IMPORTS

Rs. In Thousands

HSCODE	COMMODITY	Jul-Jun	Jul-Jun
		2016-17	2017-18
	<b>MACHINERY/ COMPONENTS</b>		
84501900	OTHER MACHINES DRY LINEN CAPACITY NOT EXCEEDING 10KG	77,528	282,685
84502000	MACHINEE EACH OF DRY LINEN CAPACITY EXCEEDING 10KG	20,433	83,033
84509000	PARTS FOR HOUSE HOLD OR LAUNDRY TYPE WASHING MACHINE	164,024	463,611
84511000	DRY-CLEANING MACHINES	255,097	99,495
84512100	DRY LINEN CAPACITY NO EXCEEDING 10KG	1,932	-
84512900	OTHER DRYING MACHINES	476,240	1,138,365
84513000	IRONING MACHINES & PRESSES(INCLUDING FUSING PRESSES)	266,998	206,616
84514010	WASHING MACHINE (INDUSTRIAL)	602,752	1,114,365
84514020	BLEACHING MACHINE	453,736	348,404
84514030	DYEING MACHINE	944,072	1,643,136
84515000	MACHINES FOR REELING UNREELING FOLDING ETC	356,175	555,618
84518010	COATING OR LAMINATING MACHINES	224,919	288,633
84518020	FLOCKING MACHINES	26,674	143,674
84518030	DRESSING AND FINISHING MACHINE	161,599	335,086
84518040	MERCERIZING MACHINE	636,648	391,991
84518050	SANFORIZING MACHINES	112,920	257,887
84518060	STENTERING MACHINES	587,646	697,834
84518070	SHRINKING MACHINES	97,603	163,976
84518090	OTHER MACHINES FOR WRINGLING/PASTING	2,808,092	4,182,812
84519000	PARTS FOR DRY CLEAN/DYEING MACHINES	423,563	735,129
84521010	SEWING MACHINES HOUSE-HOLD MACHINES CKD/SKD CONDITION	6,318	1,061
84521090	OTHER SEWING MACHINES HOUSEHOLD TYPE	153,168	238,179
84522100	AUTOMATIC UNITS SEWING MACHINE	430,052	313,580
84522900	OTHER SWING MACHINES INDUSTRIAL	3,009,869	3,222,090
84523000	SEWING MACHINE NEEDLES	148,718	176,894
84529020	FURNITURE,BASES COVER SEWI MAC	30,833	38,407
84529030	PARTS OF MACH-HEAD 8452.1090	50,797	66,418
84529090	OTH PARTS OTH SEWING MACHINE	247,998	297,310
84531000	MACHINES FOR PREPARING,TANNING OR WORKING HIDE,SKIN OR LEATHER	284,298	612,283
84532000	MACHINERY FOR MAKING/REPAIRING FOOTWEAR	342,058	420,027
84538000	OTHER MACHINES FOR REPAIRING HIDES-SKINS/LEATHER	21,778	40,138
84539000	PARTS OF MACHINE,TANNING,FOOTWEAR	109,390	141,425
84541000	CONVERTERS	5,797	14,555
84542000	INGOT MOULDS & LADLES	13,759	20,469
84543000	CASTING MACHINES	575,547	968,020
84549000	PARTS OF CONVERTERS LADLES ETC	164,610	269,325
84551000	TUBE MILLS	74,535	178,941

## PCT CHAPTER WISE BREAKUP OF IMPORTS

Rs. In Thousands

HSCODE	COMMODITY	Jul-Jun	Jul-Jun
		2016-17	2017-18
	<b>MACHINARY/ COMPONENTS</b>		
84552100	HOT OR COMBINATION HOT&COLD ROLLING MILLS	2,519,018	1,691,402
84552200	COLD, ROLLING MILLS	100,871	2,306,686
84553010	CAST IRON ROLLS OF DIAMETER NOT>91.44CM	10,570	64,903
84553090	OTHER ROLLS FOR ROLLING MILLS	339,097	629,561
84559000	OTHER PARTS METAL ROLLING MILLS	303,314	446,814
84561110	MACH OPERATED BY LASER	205,274	45,590
84561190	OTH MACH OPERATED BY LASER	171,571	103,050
84561210	MACH OPERATED BY PHOTON BEAM	-	3,337
84561290	OTH MACH OPER BY PHOTON BEAM	-	41,325
84562020	APP STRIPPING SEMICONDUCT WAFER	117	-
84562090	O-MACH OPERAE ULTRASONIC PROCE	9,296	25,864
84563000	MACHINE TOOLS WORKING BY ELECTRO DISCHARGE PROCESSES	74,624	49,874
84564000	MA OPER BY PLASMA ARC PROCESS	-	878
84569000	O-MAC TOOL REMOV MATE BY LASER	47,642	137,986
84571000	MACHINING CENTRE FOR WORKING METAL	409,451	390,496
84572000	UNIT CONSTRUCTION MACHINES METAL	15,212	38,269
84573000	MULTI STATION TRANSFER MACHINES WORKING METAL	36,697	23,999
84581100	HORIZONTAL LATHES NUMERICALLY CONTROLLED	358,802	292,399
84581900	OTHER, HORIZONTAL LATHES	249,721	418,028
84589100	OTHER LATHES NUMERICALLY CONTROLLED	251,750	204,226
84589900	OTHER LATHES REMOVING METALS	161,993	543,284
84591000	WAY TYPE UNIT HEAD MACHINES	24,973	28,947
84592100	OTHER DRILLING MACHINES NUMERICALLY CONTROLLED	5,944	8,650
84592910	DRILLING MACHINES CAPACITY UPTO 62MM IN CAST IRON& 50MM IN STEEL	17,708	24,929
84592990	OTHER DRILLING MACHINES	236,272	284,179
84593100	OTHER BORING/DRILLING MACHINES NUMERICALLY CONTROLLED	79,677	29,649
84593910	VERTICAL BORING,MILLING MACHINES CAPACITY 25MM	14,423	4,423
84593990	OTHER BOARING-MILLING MACHINES	65,677	145,746
84594100	OTH BROING MACH NUMERCAL CONT	47,559	23,580
84594900	OTHER BORING MACHINES	150,812	147,835
84595100	MILLING MACHINES KNEE TYPE NUMERICALLY CONTROLLED	8,011	15,623
84595910	HORIZONTAL,VERTICAL OR UNIVERSAL VERSIONS MILLING MACHINES	11,617	18,869
84595990	OTHER MILLING MACHINES KNEES TYPE	73,799	68,096
84596100	OTHER MILLING MACHINES NUMERICALLY CONTROLLED	79,700	16,389
84596910	VERTICAL TURRET MILLING MACHINES	9,223	4,538
84596920	UNIVERSAL ENGRAVING MACHINE WITH CLAMPING AREA 500X200MM	217	1,394
84596990	OTHER MILLING MACHINES	146,438	151,669

## PCT CHAPTER WISE BREAKUP OF IMPORTS

Rs. In Thousands

HSCODE	COMMODITY	Jul-Jun	Jul-Jun
		2016-17	2017-18
	<b>MACHINARY/ COMPONENTS</b>		
84597010	OTHER THREADING/TAPPING MACHINES NUMERICALLY CONTROLLED	8,687	4,179
84597090	OTHER THREADING/TAPPING MACHINES	22,934	31,607
84601200	F.SURFACE GRIND MACH NUM CONTR	6,780	-
84601900	FLAT SURFACE GRINDING MACHINES NOT NUMERICALLY CONTROLLED	72,996	61,224
84602200	CENTRELESS GRIN MAC NUM CNT	-	4,467
84602300	CYLINDRICAL GRI MAC, NUM CNT	-	473
84602400	OTH GRIND MACH NUMERICAL CONTR	41,579	-
84602900	GRINDING MACHINES ACCURACY AT LEAST 0.01MM	24,798	43,325
84603100	SHARPENING MACHINES NUMERICALLY CONTROLLED	-	56
84603900	OTHER SHARPENING MACHINES NUMERICALLY CONTROLLED	7,701	24,578
84604000	HONING OR LAPPING MACHINES	24,431	45,384
84609010	BENCH TYPE GRINDING MACHINE	34,795	6,151
84609090	MACHINE TOOLS FOR DEBURRING/POLISHING	162,796	381,077
84612010	SHAPING MACHINES STROKE UPTO 45 CM	1,542	229
84612090	OTHER SHAPING/SLOTTING MCHINES	96,814	43,166
84613000	BROACHING MACHINES	21,030	1,793
84614000	GEAR CUTTING,GRINDING/GEAR FINISHING MACHINES	132,195	132,570
84615010	HIGH SPEED HACKSAW MACHINES DIAMETER 17.5CM, BLADES OF LENGTH NOT>45CM	67,188	41,355
84615090	SAWING OR CUTTING OFF MACHINES	244,211	316,887
84619000	MACHINES TOOLS FOR METAL WORKING	85,525	103,972
84621010	FORGING NON-ALIE STAMPING MACHINE & HAMMERS	113,515	15,772
84621090	OTHER FORGING/DIE STAMPING MACHINES & HAMMERING	74,471	103,799
84622100	BEND,FOLD,ETC MACHINES NUMERICALLY CONTROLLED	112,977	91,210
84622900	NON NUMERICALLY CONTROLLED BENDING,FOLDING MACHINES	291,435	379,444
84623100	SHEARING MACHINES NUMERICALLY CONTROLLED	24,127	18,918
84623900	OTHER SHEARING MACHINES NOT NUMERICALLY CONTROLLED	227,215	145,292
84624100	PUNCHING/NOTCHING MACHINES NUMERICALLY CONTROLLED	18,262	69,140
84624900	OTHER PUNCHING/NOTCHING MACHINES INCLUDING SHEARING	199,725	492,861
84629110	HYDRAULIC PRESSES OF PRESSURE < 60.963 MT	69,690	22,802
84629190	OTHER, HYDRAULIC PRESSES	1,084,720	386,018
84629900	OTHER PRESSES FOR WORKING METAL	529,778	739,985
84631000	DRAW-BENCH FOR BARS,TUBES WIRE	73,272	97,606
84632000	THREADING ROLLING MACHINES	43,335	41,849
84633000	MACHINES FOR WORKING WIRE	76,239	273,525
84639000	OTHER MACHINE TOOL WORKING METALS	125,888	263,020
84641000	SAWING MACHINES	31,586	94,678
84642010	GRINDING MACHINES	39,074	67,516

## PCT CHAPTER WISE BREAKUP OF IMPORTS

Rs. In Thousands

HSCODE	COMMODITY	Jul-Jun	Jul-Jun
		2016-17	2017-18
	<b>MACHINARY/ COMPONENTS</b>		
84642090	POLISHING MACHINES	49,444	299,041
84649000	OTHER MACHINE TOOLS WORKING STONE/CERAMICS/CONCRETE	132,007	1,008,662
84651000	MACHINE FOR MECHANIC OPERATION	8,189	3,216
84659110	HACKSAW MACHINE BLADES < 45.7CM	98	3,245
84659190	OTHER, SAWING MACHINES	26,560	27,743
84659200	PLAN MILL MOULD MACHINE	32,559	10,029
84659300	GRINDING SANDING POLISHING MACHINES	52,055	58,891
84659400	BENDING OR ASSEMBLING MACHINES	96,359	13,877
84659500	DRILLING OR MORTICING MACHINES	7,830	26,734
84659600	SPLIT SLICING PARING MACHINE	40,504	4,512
84659900	OTHER MACHINE TOOLS FOR WOOD ,CORK, ETC	228,302	248,500
84661000	TOOL HOLDERS SELF OPENING DIE HEADS	68,660	112,873
84662000	WORK HOLDERS	19,344	55,810
84663000	DIVIDING HEAD OTHER SPECIAL ATTACHMENT FOR MACHINE TOOLS	14,876	5,006
84669100	PART/ACCESSORIES MACHINE TOOLS W/STON ETC	17,484	160,175
84669200	PART/ACCESSORIES MACHINE TOOL W/WOOD ETC	65,021	76,809
84669310	PART MAC H-8458,8459,8460,8461	23,837	38,721
84669390	OTH PART MACHINE H-8456TO 8461	253,985	273,910
84669410	PAR H-8462.1090,.9110,84659110	12,724	11,686
84669490	OTH PARTS MACH H- 8456 TO 8465	197,713	272,902
84671100	TOOL WORKING ROTARY TYP PNEUMATIC	14,793	32,505
84671900	TOOL WORKING OTHER TYPE PNEUMATIC	75,202	96,752
84672100	DRILLS OF ALL KINDS	342,511	356,474
84672200	SAWS SELF CONTAINED ELECTRIC-MOTOR	35,917	44,591
84672900	OTHER TOOL WITH ELECTRIC MOTOR	752,652	775,781
84678100	OTHER TOOL WORKING FOR CHAIN SAW	55,234	63,160
84678900	OTHER TOOL WORKING IN HAND	205,503	144,310
84679100	PARTS OF CHAIN SAWS	22,220	34,489
84679200	PARTS OF PNEUMATIC TOOLS	25,943	39,925
84679900	OTHER PART TOOL WORKING IN THE HAND	165,074	223,469
84681000	HAND HELD BLOW PIPES	1,780	434
84682000	OTHER GAS-OPERATED MACHINERY APPARATUS	15,622	31,178
84688000	OTHER MACHINERY AND APPARATUS	66,227	67,384
84689000	OTHER PART GAS OPERATED MACHINERY APPARATUS	52,378	74,618
84701000	ELECTRONIC CALCULATOR WITH OUT POWER	207,563	301,463
84702100	OTHER ELECTRONIC CALCULATOR MACHINE PRINTING-DEVICE	13	820
84702900	OTHER ELECTRONIC CALCULATING MACHININE	1,563	2,106

## PCT CHAPTER WISE BREAKUP OF IMPORTS

Rs. In Thousands

HSCODE	COMMODITY	Jul-Jun	Jul-Jun
		2016-17	2017-18
	<b>MACHINARY/ COMPONENTS</b>		
84703000	OTHER CALCULATING MACHINES	1,142	454
84705000	CASH REGISTERS	178,422	219,760
84709000	OTHER POSTAGE,TICKET ISSUE MACHINES	121,397	38,340
84713010	LAPTOP COMPUTERS,NOTEBOOKS	17,458,118	12,835,386
84713020	PERSONAL COMPUTERS(PCS)	10,359,045	14,662,595
84713090	OTHER PORTABLE COMPUTER <10 KG	1,860,582	1,398,319
84714110	DIGITAL AUTOMATIC DATA PROCESSING MACHINES	4,075	4,850
84714120	LARGE OR MAIN FRAME COMPUTERS	35,995	36,969
84714190	DATA PROCESSING MACHINES OTHER THAN MAIN FRAMES	719,884	321,525
84714900	OTH DVP MACH IN FORM OF SYSTEM	1,864,162	2,696,423
84715000	DIGITAL PROCESSING UNIT OTHER THAN THOSE OF SUBHEADING 8471.41-42	5,615,161	4,734,229
84716010	KEY BOARDS	96,025	137,562
84716020	MOUSE & OTHER PRINTING DEVICES	131,392	188,941
84716030	DOT MATRIX. PRINTER	1,285,533	983,360
84716090	OTHER, INPUT OUTPUT UNITS	422,910	637,789
84717010	FLOPPY DRIVE	1,402	1,358
84717020	HARD DISK DRIVE	729,439	784,874
84717030	TAPE DRIVE	40,288	59,808
84717040	OPTICAL DISK DRIVE,INCLUDING CD-ROM&DVD Drive	3,750	6,575
84717050	OPTICAL&TAPE AUTO LOADER&LIBRARIES/JUKE-BOX	7,834	21,453
84717060	REMOVEABLE DISC DRIVES	3,569	1,807
84717090	OTHER STORAGE UNIT	717,790	1,344,019
84718010	NETWORKING EQUIPMENTS	6,855	6,576
84718090	OTHER UNITS AUTO DATA PROCESSING MACHINES	136,752	193,092
84719010	CONTROL UNITS	144,128	12,586
84719020	MUTLIMEDIA KITS FOR PCS,SPEAKER	391	418
84719090	OTHER DATA PROCESSING EQUIPMENTS	463,665	561,961
84721000	DUPLICATING MACHINES	9,211	3,956
84723000	SORTING/FOLDING/AFFIXING MACHINES	12,557	26,881
84729010	AUTOMATED TELLER MACHINES(ATM)	2,514,048	2,111,080
84729090	OTHER OFFICE MACHINES	1,122,567	1,444,324
84732100	PARTS/ACCESSORIES CALCULATING MACHINES OF SUBHEADING 8470.10,8470.21 OR 8470.29	-	77
84732900	OTH PARTS/ACCESSORIES ELECTRONIC CALCULATING MACHINES	24,172	14,924
84733010	CASING COMPUTER WITH POWER SUPPLY	19,401	22,156
84733020	TONER, INK CARTRIDGE FOR COMPUTER	20,066	17,699
84733090	OTHER PARTS/ACCESSORIES MACHINES HEADING 84.71	1,909,299	1,808,971
84734000	PARTS/ACCESSORIES MACHINE HEAD 84.72	260,787	358,462



## PCT CHAPTER WISE BREAKUP OF IMPORTS

Rs. In Thousands

HSCODE	COMMODITY	Jul-Jun	Jul-Jun
		2016-17	2017-18
	<b>MACHINARY/ COMPONENTS</b>		
84735000	PARTS/ACCESSORIES MACHINE HEADING 84.69-84.72	19,630	36,114
84741010	SORT/SCREEN/SEPARATING/WASHING MACHINES FOR CEMENT INDUSTRY	117,798	115,339
84741020	CRUSHING/SCREENING PLANT	66,684	103,047
84741090	OTHER SORT/SCREEN/SEPERATING/WASHING MACHINES	613,592	1,086,424
84742010	CRUSH/GRIND MACHINES,CEMENT INDUSTRY	5,993,700	1,602,142
84742090	OTHER CRUSHING/GRINDING MACHINES	6,597,361	2,277,694
84743110	CONCRETE/MORTAR MIXER CEMENT INDUSTRY	9,641	57,235
84743120	CONCRETE BATCHING PLANT	895,842	1,025,082
84743130	CONCRET TRANSIT MIXER DRUM	42,346	56,083
84743190	OTHER MACHINES MIX/KNEAD MINERALS WITH BITUMEN	948,017	965,051
84743210	MACHINE FOR MIX MINE & BITUMEN NOT >150 T/H	88,478	52,677
84743290	OTHER MACHINES FOR MIXING MINERAL WITH BITUMEN	767,933	1,677,472
84743900	OTHER MACHINES FOR MIXING MINERALS	2,013,516	643,525
84748010	HYDRAULIC PRESS FOR CERAMIC INDUSTRY>80 TON	214,538	603,124
84748090	MACHINES AGGLOMERAT/SHAPE,MINERALS	6,226,546	24,480,141
84749010	PARTS CRASH/ MIX/HYD PRES MACH	464,844	229,318
84749020	PART CEMENT/CONCRTE MIX MACH	1,794,847	1,785,010
84749090	OT PART SORTING/SCREENING MACH	741,131	1,440,745
84751000	MACHINES ASSEMBLING ELECTRIC/ELECTRONIC LAMP	9,156	48,545
84752100	MACH FOR MAKING OPTRICAL FIBRE	1,922	3,161
84752900	OTHER GLASS WORKING MACHINES	774,805	2,031,832
84759000	PARTS OF MACHINES H-NO.84.75	97,829	247,826
84762100	AUTOMATIC BEVERAGE VENDING MACHINE	2,009	16,967
84762900	OTHER, AUTOMATIC BEVERAGE-VENDING MACHINES	10,160	32,412
84768100	OTH MACH HEATING/REFRIG,DEVICE	14,847	48,368
84768900	OTHER MACHINE INCLUDING MONEY CHANGING MACHINES	9,195	5,340
84769000	PARTS OF MACHINE HEADING 84.76	5,750	9,803
84771000	INJECTION-MOULDING MACHINES	5,226,586	5,641,142
84772000	EXTRUDERS	1,296,473	3,171,448
84773010	BLOW MOULDING MACHINE CAPACITY NOT >0.228 LITRES	30,753	122,199
84773090	OTHER,BLOW MOULDING MACHINES	1,285,416	1,427,597
84774010	VACCUM MOULDING MACHINES&OTHER THERMOFORMING MACHINES CAPACITY NOT >0.228LT	24,405	70,210
84774090	OTHER VACCUM MOULDING,THERMOFORM MACHINE	457,569	415,869
84775100	MACHINES MOULDING PNEUMATIC TYRE,TUBE	326,478	15,453
84775900	OTHER MACHINES FOR MOLDING/FORMING	200,741	227,649
84778000	OTHER MACHINES FOR WORKING RUBBER/PLASTICS	3,679,890	6,532,230
84779000	PARTS OF MACHINE,WORKING RUBBER/PLASTICS	986,546	1,407,185

## PCT CHAPTER WISE BREAKUP OF IMPORTS

Rs. In Thousands

HSCODE	COMMODITY	Jul-Jun	Jul-Jun
		2016-17	2017-18
	<b>MACHINARY/ COMPONENTS</b>		
84781000	MACHINES FOR PREPARING TOBACCO	281,648	671,250
84789000	PARTS OF MACHINES OF HEADING-84.78	229,621	381,635
84791010	ASPHALT PAVERS	735,421	2,149,573
84791090	MACH FOR PUBLIC WORKS,BUILDING	671,571	627,483
84792000	MACHINES FOR EXTRACTING/PREPARING FATS/OIL	756,426	943,821
84793000	PRESSES FOR MANUFACTURE OF PARTICAL/FIBRE BOARD ETC	334,598	308,897
84794000	ROPE OR CABLE MAKING MACHINES	310,955	453,380
84795000	INDUSTRIAL ROBOTS(NOT ELSEWHERE SPECIFIED OR INCLUDED)	26,471	211,436
84796000	EVAPORATIVE AIR COOLERS	835,724	1,078,816
84797100	PASSE BOARD BRIDGE.AIRPORT USE	3,405,134	429,299
84797900	OTH PASSENGER BOARDING BRIDGES	22,426	9,790
84798100	MACHINES TREATING METAL INCLUDING ELECTRIC WIRE COIL-WINDERS	415,167	1,461,971
84798210	MATCH MAKING MACHINES	88,769	31,243
84798220	SOAP MAKING MACHINES	166,706	179,641
84798230	OIL REFINING MACHINES	5,103	504,336
84798290	OTHER CRUSHING MACHINE	1,619,555	3,459,396
84798910	FASTENING/THREAD SUCKING MACHINES	24,616	9,809
84798920	MACHINES ATTACHING RIVETS/BUTTONS	38,881	25,374
84798930	TABLETING MACHINES	237,012	230,688
84798940	TYRE CHANGERS	10,546	13,626
84798950	CAPSULE POLISHERS	48,220	80,979
84798960	INDUSTRIAL VACUUM CLEANERS	418	2,668
84798990	OTHER MACHINES FOR GARMENTS	8,474,793	11,262,275
84799010	PARTS OF MACHINE HEAD 8479.8910	240,691	393,713
84799090	OTHER PARTS INDIVIDUAL FUNCTION MACHINES	1,495,680	2,417,279
84801000	MOULDING BOXES METAL FOUNDRY	45,831	79,395
84802000	MOULD BASES	92,943	83,751
84803000	MOULDING PATTERNS	23,447	14,524
84804100	INJECTION OR COMPRESSION TYPES	81,065	127,248
84804900	OTHER, MOULDS FOR METAL/CARBIDES	506,959	462,782
84805000	MOLULDS FOR GLASS	95,977	146,104
84806000	MOULDS FOR MINERAL MATERIALS.	1,544,263	457,670
84807100	INJECTION OR COMPRESSION TYPES	1,474,284	1,161,807
84807900	OTHER MOULDS FOR RUBBER/PLASTICS	2,674,075	2,911,563
84811000	PRESSURE-REDUCING VALVES	2,600,242	971,583
84812000	VALVES,OLEOHYDRAULIC/PNEUMATIC TRANSMISSIONS	199,857	282,470
84813000	CHECK VALVES	1,497,061	1,501,298

## PCT CHAPTER WISE BREAKUP OF IMPORTS

Rs. In Thousands

HSCODE	COMMODITY	Jul-Jun	Jul-Jun
		2016-17	2017-18
	<b>MACHINARY/ COMPONENTS</b>		
84814000	SAFETY OR RELIEF VALVES	902,109	994,674
84818010	COCK FUEL TANK FOR AGR-TRACTOR	308,704	5,539
84818020	OTH COCKS FOR M-CARS & VEHICLES	22,215	32,049
84818030	OTH COCKS FOR M-CARS & VEHICLES	9,932	4,849
84818090	OTH APPLIAN FOR PIPES, BOILERS	11,634,661	12,170,343
84819000	PARTS OF APPLICANCE H-NO.84.81	1,348,468	2,533,183
84821000	BALL BEARINGS.	5,414,458	6,697,985
84822000	TAPERED ROLLER BEARING INCLUDING CONE&TAPERED ROLLER ASSEMBLIES	811,164	1,125,852
84823000	SPHERICAL ROLLER BEARINGS	382,403	570,432
84824000	NEEDLE ROLLER BEARINGS	141,855	179,735
84825000	OTHER CYLINDRICAL ROLLER BEARINGS	264,844	325,409
84828000	OTHER COMBINED BALL/ROLLER BEARINGS	625,974	670,683
84829100	BALLS, NEEDLES/ROLLERS PARTS	209,690	287,686
84829910	RINGS OF BEARINGS	75,464	166,856
84829990	OTHER BALL OR ROLLRE BEARINGS	262,917	353,351
84831011	DIFFEREN SHAFT/PART AG-TRACTOR	172,349	125,827
84831012	SHAFT,ROCKER ARM ETC VEH-8711	397,253	477,322
84831013	GEAR SHIFT ASSEMBLY HEAD87.11	10,914	26,866
84831019	OTH TRANSMISSION SHAFTS	1,876,187	2,317,165
84831090	OTHER TRANSMISSION SHAFTS/CRANKS	1,154,943	934,183
84832000	BEARING HOUSING-BALL/ROLLER BEARINGS	117,172	232,143
84833010	BEAR HOUSING NOT INCORPORATING PLAIN SHAFT BEARINGS	290,199	307,207
84833020	FABRIC BEARING NOT BALL BEARIN	306,936	315,937
84833030	PLAIN SHAFT BEARING VEH H-87	4,609	3,691
84833090	OTHER BEARING NOT INCORPORATING BALL PLAIN SHAFT-BEARINGS	1,549,586	1,456,225
84834011	GEAR BOXES/S-CHANG AG-TRACTOR	56,991	45,861
84834012	GEARS FOR VEHICLES H- 8711	96,838	167,385
84834019	OTH GEARS FOR VEHICLES H-87	1,289,422	1,568,934
84834090	OTHER GEAR & GEARING OTHER THAN TOOTHED WHEEL	2,237,113	3,109,805
84835010	FLYWHEELS	35,976	30,651
84835020	PULLEYS, INCLUDING PULLEY BLOCKS	1,763	1,264
84835030	OTH PULLY/PULLEY BLOCKS	15,319	33,819
84835090	OTHER FLYWHEELS	318,933	154,902
84836010	CLUTCHES	261,078	256,984
84836091	CLUTCHES/SHAFT COUPLI VEH-8711	4,885	2,433
84836092	OTH CLUTCHES M-CARS & VEHICLES	82,948	47,469
84836099	OTHER CLUTCHES	588,716	548,159

## PCT CHAPTER WISE BREAKUP OF IMPORTS

Rs. In Thousands

HSCODE	COMMODITY	Jul-Jun	Jul-Jun
		2016-17	2017-18
	<b>MACHINARY/ COMPONENTS</b>		
84839010	TOOTHED WHEELS ETC AGR-TRACTOR	2,885	2,995
84839020	CHAIN SPROCKETS VEH H-87.11	6,327	7,836
84839030	OTH CHAIN SPROCKETS CARS&VEH	9,539	9,713
84839090	OTH COMPONENTS FOR VEHICLES	521,370	703,618
84841010	SPIRAL WOUNDS	87,084	93,807
84841021	GASKET&JOINT,AGR-TRACTO EXC4*4	27,628	38,850
84841022	GASKET WATER-PUMP VEH-87032193	4,423	7,872
84841029	OTHER GASKETS & SIMILAR JOINTS	347,277	480,034
84841090	OTHER GASKETS&SIMILAR JOINTS METAL	567,130	617,815
84842010	SPIRAL WOUNDS MECHANICAL SEALS	12,929	15,695
84842020	METAL JACKET GASKETS	88,093	97,565
84842090	OTHER MECHANICAL SEALS	657,881	850,820
84849000	OTHER GASKET&SIMILAR JOINT,DISSIMILAR IN COMPOSITION	1,129,164	1,094,778
84861000	MACH FOR MANUF BOULES / WAFERS	219	-
84862000	MACH FOR MANUF ELE INTEGRA CIR	1,260	4,855
84863000	MACH FOR MANUF FLAT PANEL DISP	14	1,214
84864000	MACH FOR MANU OF I-CIRCUIT,NES	108	12,323
84869000	PARTS&ACCE OF MACH MANU S-COND	1,764	1,422
84871000	SHIPS/BOATS,PROPELLERS&BLADES	24,915	7,052
84879010	OTH OIL SEALS FOR VEHICL CH-87	240,209	287,963
84879090	O-PARTS&ACCE NOT CON ELE-CONNE	354,707	289,886
	<b>TOTAL MACHINARY/ COMPONENTS</b>	<b>742,244,947</b>	<b>737,835,663</b>
	<b>ELECTRICAL MACHINERY,EQUIP,PARTS</b>		
85011000	ELECTRIC MOTOR OUTPUT NOT >37.5.WATT	1,772,029	1,657,894
85012000	UNIVERSAL AC/DC MOTOR >37.5 W	1,295,517	1,679,644
85013110	PHOTOVOLT.GENERAT.WITH CELLS	6,407	147,982
85013190	OTH DC MOTOR/GEN 0-P=750 WATT	263,475	540,626
85013210	O-DC MOTOR/GEN 0-P-750W-75KW	1,347	12,311
85013290	OTH DC MOTOR/GENERA>75KW<3750W	54,920	95,829
85013300	OTHER DC MOTOR/GENERATOR OUTPUT>75KW BUT NOT>375KW	80,198	37,192
85013400	OTHER DC MOTOR/GENERATOR OUTPUT >375KW	68,303	148,340
85014010	OTHER AC MOTOR SINGLE PHASE OUTPUT NOT >60 WATTS	1,476,413	1,735,708
85014090	OTHER AC MOTORS	913,538	1,572,213
85015110	SUBMERSIBLE MOTORS OUTPUT<750W	29,637	20,662
85015120	CLUTCH MOTOR SEWING MAC<750W	12,469	20,400
85015190	OTH AC MOTORS MULTI-PHASE<750W	472,632	879,605

## PCT CHAPTER WISE BREAKUP OF IMPORTS

Rs. In Thousands

HSCODE	COMMODITY	Jul-Jun	Jul-Jun
		2016-17	2017-18
	<b>ELECTRICAL MACHINERY,EQUIP,PARTS</b>		
85015210	SUBMERS MOTOR OUTPUT>750W<75KW	177,944	266,024
85015220	CLUTCH MOTOR SEW MAC >750<75KW	24,078	28,757
85015230	GEARED MOTORS >750W BUT <75KW	514,432	720,966
85015290	OTH AC MOTOR M-PH >750W <75KW	1,054,295	1,664,163
85015310	AC MOTORS OUTPUT>75KW BUT NOT EXCEEDING >375 KW (500 HP)	167,059	273,747
85015320	SUBMERSIBLE MOTOR STAINLESS STEEL	42,354	15,287
85015330	GEARED MOTORS	177,881	206,721
85015340	H.T. MOTOR WITH OPERATING INPUT VOLTAGE ABOVE 1KV	225,401	137,871
85015390	OTHER AC MOTORS SINGLE PHASE	364,206	1,111,358
85016100	AC GENERATORS OUTPUT NOT >75 KVA	741,249	659,985
85016200	AC GENERATORS OUTPUT >75KVA BUT NOT EXCEEDING 375KVA	328,274	329,740
85016300	AC GENERATOR OUTPUT >375KVA BUT NOT >750KVA	80,279	97,392
85016410	AC GENERATOR O-PUT 750-1100KVA	40,763	53,105
85016490	OTH AC GENERATOR/ELEC MOTOR	406,737	797,742
85021110	ELECTRIC GENERATING SET INTERNAL COMBUSTION ENGINES NOT >5KVA	497,063	171,858
85021120	ELE-GENERATER DIESEL 5-20 KVA	1,937,617	940,636
85021130	ELE-GENERATER DIESEL 20-50 KVA	1,252,410	852,839
85021190	OTHER GENERATING SETS INTERNAL COMBUSTION PISTON ENGINES	723,401	740,267
85021200	GENERATING SET WITH INTERNAL COMBUSTION ENGINE >75 BUT NOT >375KVA	2,770,112	2,428,869
85021310	GENERATING SET INTERNAL COMBUSTION ENGINES >375 BUT NOT >1100 KVA	2,913,974	2,132,295
85021390	OTHER GENERATING SET INTERNAL COMBUSTION PISTON ENGINES	5,738,046	5,809,740
85022000	GENERATING SET WITH SPARK-IGNITION INTERNAL COMBUSTION PISTON ENGINES	4,807,933	8,298,940
85023100	GENERATING SETS,WIND POWERED	29,737,011	60,995,580
85023900	OTHER GENERATING SETS	30,581,032	23,099,428
85024000	ELECTRIC ROTARY CONVERTERS.	7,200	1,801
85030010	PARTS OF MACHINE HEAD 85.01	620,046	4,113,906
85030020	PARTS MACHINE HEAD 85.01&85.02	1,486,358	891,440
85030090	OTH PARTS MOTORS GENERATORS	9,908,133	3,238,308
85041000	BALLAST FOR DISCHARGE LAMPS/TUBES	154,221	150,509
85042100	LIQUID DI-ELECTRIC TRANSFORMER HAVING POWER HANDLING CAPACITY NOT>650KVA	545,521	398,582
85042200	LIQUID DI-ELECTRIC TRANSFORMER POWER HANDLING CAPACITY>650 BUT NOT >10,000	130,202	807,053
85042300	LIQUID DI-ELECTRIC TRANSFORMER >10000 KVA	9,457,897	10,393,964
85043100	OTHER TRANSFORMER WITH POWER HANDLING CAPACITY NOT>1 KVA	1,062,577	1,042,452
85043200	OTHER TRANSFORMER >1KVA BUT <16KVA	106,544	186,391
85043300	OTHER TRANSFORMER >16 KVA BUT <500 KVA	1,328,469	1,498,309
85043400	OTHER TRANSFORMER WITH POWER HANDLING CAPACITY >500 KVA	8,242,250	6,535,984
85044010	STATIC CONVERTERS UNINTERRUPTED SUPPLY OF POWER(UPS) RATING UPTO 1.5 KVA	628,472	662,476

## PCT CHAPTER WISE BREAKUP OF IMPORTS

Rs. In Thousands

HSCODE	COMMODITY	Jul-Jun	Jul-Jun
		2016-17	2017-18
	<b>ELECTRICAL MACHINERY,EQUIP,PARTS</b>		
85044020	BATTERY CHARGERS	1,547,203	1,700,874
85044090	OTHER UNINTERRUPTED POWER SUPPLY	8,941,761	12,094,752
85045000	OTHER INDUCTORS	437,989	1,187,712
85049010	ON LOAD TAPE CHANGER TRANSFORMERS	550,521	378,504
85049020	BUSHINGS FOR POWER TRANSFORMERS	78,318	134,650
85049030	PARTS STATIC CONVERTERS(UPS)	213,528	225,691
85049040	TOROIDAL CORES&STRIPS -150 MM	68,390	27,039
85049090	OTHER PARTS FOR POWER TRANSFORMERS	1,097,309	1,039,326
85051100	PERMANENT MAGNETS AND ARTICLES	107,624	215,484
85051900	OTHER PERMANENT MAGNETS & ARTICLES	255,870	376,606
85052000	ELECTRO-MAGNETIC COUPLINGS,CLUTCHES&BRAKES ETC	52,937	44,629
85059000	OTHER ELECTRO-MAGNETIC INCLUDING PART HD 85.05	87,705	237,541
85061000	MANGANESE DIOXIDE PRIMARY CELLS & BATTERIES	951,478	1,082,525
85063000	MERCURIC OXIDE PRIMARY CELL&BATTERIES	299	34
85064000	SILVER OXIDE PRIMARY CELL&BATTERIES	-	45
85065000	LITHIUM PRIMARY CELL&BATTERIES	433,768	423,986
85066000	AIR ZINC PRIMARY CELL&BATTRIES	8,234	10,277
85068000	OTHER PRIMARY CELL&BATTERIES	451,706	525,911
85069010	BRASS CAPS FOR DRY BATTERY CELL	44	682
85069090	OTHER PARTS PRIMARY CELL&BATTERIES	70,317	41,690
85071010	MEANT M-CARS H-87.03&VEH-4,11	138,726	116,355
85071020	MEANT FOR VEH H-87.01,2,4	2,972	2,659
85071090	OTH LEAD-ACID -STARTING ENGINE	300,353	15,424
85072010	LEAD-ACID BATTERY FOR TELE EXCH	662,969	12,591
85072090	OTHER LEAD-ACID ACCUMULATORS	5,604,645	6,176,622
85073000	NICKEL-CADMIUM ACCUMULATORS	152,987	182,766
85074000	NICKEL-IRON ACCUMULATORS	834	164
85075000	BATTERIES NICKEL-METAL HYDRIDE	13,749	14,605
85076000	BATTERIES LITHIUM-ION	770,035	817,848
85078000	OTHER ACCUMULATORS	386,169	324,718
85079000	PARTS ELECTRIC ACCUMULATORS INCLUDING SEPERATORS,WHETHER OR NOT RECTANGULAR	567,849	531,898
85081100	VAC/CL OF POW<1500W&D/BAG<20I	130,885	119,442
85081900	OTH VACUUM CLEANERS SELF MOTOR	39,497	291,196
85086010	INDUTRIAL VACUUM CLEANER	30,331	22,237
85086090	OTH INDUETRIAL VACUUM CLEANER	9,832	8,438
85087000	PARTS OF VACCUM CLEARNERS	5,584	9,535
85094010	FOOD GRINDERS ELECTRO MECHANICAL DOMESTIC APPLIANCES	403,922	410,583

## PCT CHAPTER WISE BREAKUP OF IMPORTS

Rs. In Thousands

HSCODE	COMMODITY	Jul-Jun	Jul-Jun
		2016-17	2017-18
	<b>ELECTRICAL MACHINERY,EQUIP,PARTS</b>		
85094020	FRUIT MIXER ELECTRO MECHANICAL DOMESTIC APPLIANCES	67,127	56,209
85094030	FRUIT/VEGETABLE JUICE EXTRACTORS ELECTRO-MECHANICAL DOMESTIC APPLIANCES	349,443	263,974
85098000	OTHER ELECTRO-MECHANICAL DOMESTIC APPLIANCES	131,030	78,389
85099000	PARTS ELECTRO-MECHANICAL DOMESTIC APPLIANCES	669,950	669,509
85101000	SHAVERS	126,151	192,493
85102000	HAIR CLIPPERS	74,866	100,890
85103000	HAIR-REMOVING APPLIANCES	30,370	86,452
85109000	PART OF SHAVER/CLIPPER/REMOVER	35,198	13,740
85111000	SPARKING PLUGS	1,253,389	1,317,152
85112010	MAGNETO FOR VEH OF HEAD-8711	57,056	38,579
85112090	OTH IGNITION MAGNETOS/DYNAMOS	90,086	69,560
85113010	IGNITION COILS FOR VEH, H-8711	65,245	60,896
85113020	OTH IGNITI-COIL FOR CARS/M-VEH	392,387	344,642
85113090	OTH DISTRIBUTORS/IGNITI-COILS	42,827	66,225
85114011	S-MOTOR-AG-TRACTOR-H-8701.9020	1,113	531
85114012	OTH STARTER-MOTOR M-CARS&VEH	41,103	39,352
85114019	OTH STARTER-MOTOR S	101,057	117,968
85114090	DUAL PURPOSE STARTER GENERATORS	72,281	73,583
85115010	ALTERNATOR ASSEMBLY OF TRACTOR	1,334	339
85115020	ALTERNATOR ASSEMBL OF CARS/VEH	28,169	43,711
85115090	OTH ALTNATOR ASSEMBLY FOR OTH	41,125	54,035
85118010	HEATER/GLOW PLUGS- AGR-TRACTOR	227	811
85118020	HEATER/GLOW PLUGS-M-CARS&VEH	3,095	10,833
85118030	CAPACIT DIS IGNI UNIT(CDI)8711	50,716	44,079
85118040	CDI UNIT FOR CARS & VEHICLES	19,801	18,152
85118090	O/EQUIP(IGNI COIL,CUT-OUT,ETC)	26,206	28,268
85119010	ALUM CASTED DISTRI CASE M-CARS	426	94
85119020	OTHER PARTS FOR M-CARS & VEHIC	1,200,490	1,388,671
85119090	OTH ELECTRI IGNI/STARTING EQUI	21,784	28,248
85121000	LIGHTING OR VISUAL SIGNALLING EQUIPMENT FOR BICYCLE USE	3,470	1,827
85122010	HEAD LIGHT FOR MOTOR VEHICLES	50,551	62,405
85122020	HEAD LIGHT FOR VEH-H-8701.9020	5,606	3,286
85122090	OTHER LIGHTING SIGNALLING EQUIPMENT	2,048,220	2,577,137
85123010	SOUND SIGN EQU VEH H-8703,4,11	89,042	111,750
85123020	SOUND SIGN EQU VEH H-8701,2	643	103
85123030	ANTI-THEFT ALARM OF VEH CH 87	63,214	47,702
85123090	OTH SOUND SIGNILING EQUIPMENT	121,705	122,792

## PCT CHAPTER WISE BREAKUP OF IMPORTS

Rs. In Thousands

HSCODE	COMMODITY	Jul-Jun	Jul-Jun
		2016-17	2017-18
	<b>ELECTRICAL MACHINERY,EQUIP,PARTS</b>		
85124010	WIPER ARM,BLA CAR-H-8703 V-3,4	23,950	19,365
85124020	WIPER ARM,BLAD VEH-H-8704.2219	2,047	914
85124090	OTH LINK ASSEMBLY WIPER ARM/BL	27,400	39,254
85129010	PARTS OF PRODUCT H-85124011,12	657	179
85129030	KNOB FOR LITE SWITCH OF CAR-VE	-	384
85129090	OTH ELECTRI LIGH/SIGNAL EQUIPM	117,589	312,653
85131010	MINER'S SAFETY LAMPS	7,927	23,978
85131020	OTHER SAFETY LAMPS; MORES SIGNALLING LAMPS;EXAMINATION LAMPS	329	761
85131030	RECHARGEABLE EMERGENCY LIGHT	1,298,902	1,066,654
85131040	TORCHES	279,599	372,083
85131050	HURICANE LANTERNS	577	9,025
85131090	OTHER PORTABLE ELECTRIC LAMPS	50,887	62,863
85139010	PARTS OF MINERS SAFTY LAMPS	318	19
85139090	OTH PARTS OF ELECTRIC LAMPS	5,038	6,771
85141000	RESISTANCE HEAT FURNANCE/OVEN	45,739	111,266
85142000	FUR/OVE BY INDUCTION/DIELE LOS	178,444	483,310
85143000	OTH FURNANCES AND OVENS	415,212	1,164,095
85144000	OTH INDUCTION/DI-ELECTRIC HEATING EQUIPMENT	108,893	337,749
85149000	PARTS OF INDUS/LAB FURN & OVEN	156,685	361,553
85151100	SOLDERING IRON AND GUNS	84,356	64,389
85151900	OTHER BRAZING/SOLDERING IRONS&GUNS	125,126	195,346
85152100	MACHINES&APPARATUS FOR RESISTANCE WELDING OF METAL	61,544	667,653
85152900	OTHER MACHINES RESISTANCE WELDING OF METAL	283,761	233,003
85153100	MACHINES&APPARATUS FOR ARC WELDING METAL FULLY/PARTLY AUTOMATIC	154,088	92,620
85153900	OTHER MACHINES/APPARATUS ARC WELDING METAL	619,128	793,084
85158000	OTHER MACHINES/APPARATUS HOT SPRAYING METAL	191,468	175,644
85159000	PARTS(OF HEADING NO.85.15)	218,484	265,364
85161000	ELECTRIC INSTANTANEOUS OR STORAGE WATER HEATERS /IMERSION HEATER	146,464	79,787
85162100	STORAGE HEATING RADIATORS	22,427	20,249
85162900	OTHER ELECTRIC SPACE/SOIL HEATNG APPARATUS	301,779	221,665
85163100	HAIR DRYERS	75,426	68,899
85163200	OTHER HAIR DRESSING APPARATUS	76,090	66,551
85163300	HAND DRYING APPARATUS	8,618	11,043
85164000	ELECTRIC SMOOTHING IRONS	257,353	237,075
85165000	MICROWAVE OVENS	484,646	194,389
85166010	ELECTRIC OVEN	64,816	103,827
85166020	ELECTRIC RANGES	1,287	1,170





## PCT CHAPTER WISE BREAKUP OF IMPORTS

Rs. In Thousands

HSCODE	COMMODITY	Jul-Jun	Jul-Jun
		2016-17	2017-18
	<b>ELECTRICAL MACHINERY,EQUIP,PARTS</b>		
85166030	ELECTRIC ROASTERS/GRILLERS	6,157	6,786
85166090	OTHER APPLIANCES USED DOMESTIC PURPOSE	296,963	300,049
85167100	ELECTRIC COFFEE OR TEA MAKERS	83,099	58,746
85167200	ELECTRIC TOASTERS	129,496	59,489
85167910	INSECT KILLER	30,981	20,331
85167990	OTH ELECTRO THERMIC APPLIANCES	232,655	269,664
85168010	ELECTRIC HEATING ELEMENT FOR REFRIGERATORS	108,642	138,588
85168090	OTHER ELECTRIC HEATING RESISTOR	109,769	144,345
85169000	PARTS ELECTRO-THERMIC APPLIANCES H-85.16	979,155	1,626,298
85171100	LINE TELEPHONE CORDLESS HANDSETS	67,075	113,050
85171210	CELLULAR MOBILE PHONE	74,305,936	83,672,224
85171220	FIXED WIRELESS TERMINAL & CDMA	1,309	3,335
85171230	SATELLITE MOBILE PHONE	14,414	4,643
85171290	OTH T-PH FOR CELL/WIRELESS NET	101,551	10,390,336
85171810	VIDEO PHONE FOR CEL/W-LESS NET	4,173	6,126
85171890	OTH VIDEO PHONE CEL/W-LESS NET	180,019	285,614
85176100	BASE STATIONS FOR WIRELESS N-W	6,836,164	3,747,195
85176210	VOICE FREQUECY TELEGRAPHY MACH	522,067	211,914
85176220	MODEMS	2,431,962	1,634,577
85176230	HIGH BITRATE DI HIERC SYS(SDH)	1,730	55,848
85176240	DIGITAL LOOP CARRIER SYS (DLC)	81,103	47,606
85176250	SYNCHRONOUS DI-HIE-SYS (SDH)	146,464	28,739
85176260	MULTIPLEXER, STATISTICAL M-PLX	11,512	28,374
85176270	ROUTERS	1,426,212	1,788,686
85176290	OTH RECEP/TRANS/ROUT/ MACH	23,354,541	26,187,378
85176910	MODEMS	24,299	1,957
85176920	CONCENTRATORS	1,223	144
85176940	OTHER MULTIPLEXERS	1,188,697	4,059,062
85176950	SET TOP BOX FOR INTERNET ACCES	16,443	87
85176960	OTH ATTACHMENT FOR TELEPHONE	481	1,309
85176970	OTH LAN HUBS,BRIDGE,SWITC	2,321,882	3,378,018
85176980	MULTISTATION ACCESS UNITS	71,663	121,807
85176990	OTHER APPARATUS FOR RECP/TRANS	2,635,243	2,711,626
85177000	PARTS OF NETWORKING EQUIP	9,280,114	7,498,604
85181010	MICROPHONE FREQUENCY 300 TO HZ-3.4 KHZ	8,569	64,461
85181090	OTHER MICROPHONE AND STANDS	60,261	92,278
85182100	SINGLE LOUD SPEAKERS MOUNTED IN ENCLOSURE	379,392	419,903

## PCT CHAPTER WISE BREAKUP OF IMPORTS

Rs. In Thousands

HSCODE	COMMODITY	Jul-Jun	Jul-Jun
		2016-17	2017-18
	<b>ELECTRICAL MACHINERY,EQUIP,PARTS</b>		
85182200	MULIPLE LOUD SPEAKER MOUNTED IN ENCLOSURE	184,338	265,881
85182910	LOUD SPEAKER WITHOUT HOUSING FREQUENCY RANGE OF 300HZ TO 3.4KHZ	14,607	12,369
85182990	OTHER LOUD SPEAKER NOT MOUNTED IN ENCLOSURE	742,624	926,076
85183000	HEADPHONES/EARPHONES/MICRO PHONE SPEAK SET	682,027	787,989
85184000	AUDIO FREQUENCY ELECTRIC AMPLIFIER	109,533	103,991
85185000	ELECTRIC SOUND AMPLIFIER SETS	44,357	75,965
85189000	PARTS & ACCESSORIES HEAD 85.18	149,288	177,673
85192000	APPA OPERATED BY COINS,BANKNOT	6	-
85193000	TURNTABLES (RECORD-DECKS)	44	304
85195000	TELEPHONE ANSWERING MACHINES	604	156
85198110	DUBBING SYSTEM OF FILM STUDIOS	-	5,828
85198190	O-DUBBING SYSTEM PRODU HOUSES	7,908	6,787
85198910	OTH COMPACT DISK PLAYERS	183	153
85198920	DUBBING SYST FILM STUD/P-HOUSE	67	42
85198930	MP-3 PLAYER	53,380	21,073
85198990	OTH SOUND RECOR/REPRODU APPA	22,501	41,615
85211010	V.C.R	19	10
85211090	OTHER MAGNETIC TAPE TYPE VIDEO RECORDING	65,661	128,752
85219010	LASER VIDEO DISC PLAYER	776	254
85219090	OTHER VIDEO RECORDING/REPRODUCING APPARATUS	235,817	226,823
85229000	OTHER EQUIPMENT/ACCESSORIES HEADING 85.19-85.21	652,401	1,089,286
85232100	CARDS INCORPORTAING MAG STRIPE	276,465	376,225
85232910	MAGNETIC DISCS	1,744	1,357
85232920	VIDEO TAPE INC IN HUB,REEL,ROL	79	15
85232930	AUDIO CASSETTES	26	6
85232940	VIDEO CASSETES	6,152	647
85232990	OTH MAGNETI MEDIA	16,158	10,855
85234110	COMPACT DISC (CD)UN-RECORDED	35,268	27,947
85234120	DIGITAL VERSATILE(CD)UNRECORDE	154,510	39,031
85234190	OTHER OPTICAL MEDIA UNRECORDED	13,144	56,583
85234910	OPTICAL MEDIA CONTAIN SOFTWARE	2,722,206	13,706,837
85234920	DISCS FOR LASER READIND SYSTEM	873	7,576
85234930	DISC LASER READ SYS,C-IMAG/VID	61	29
85234990	OTH OPTCAL MEDIA CON SOFTWARE	61,514	105,478
85235110	OTH OPTICAL MEDIA	66,826	37,680
85235120	OTH MULT MEDIA STORAGE DEVICE	21,396	27,985
85235130	STORAGE DEVICES CONT. SOFTWARE	-	1,203,899

## PCT CHAPTER WISE BREAKUP OF IMPORTS

Rs. In Thousands

HSCODE	COMMODITY	Jul-Jun	Jul-Jun
		2016-17	2017-18
	<b>ELECTRICAL MACHINERY,EQUIP,PARTS</b>		
85235190	OTH SEMICONDUCTOR MEDIA	147,752	126,825
85235210	SIM CARDS	1,377,019	1,719,145
85235220	MEMORY CARDS	3,031,843	1,137,126
85235290	OTHER SMART CARDS	-	373,171
85235910	PROXIMITY CARDS AND TAGS	210,144	340,887
85235990	OTHER SEMICONDUCTOR MEDIA	58,521	51,082
85238010	DATA/SOUND RECORDED AUTO.DPM	2,684	270
85238020	GRAMOPHONE RECORDS	19	-
85238040	EDUCATIONAL VIDEO TAPES	36	1,999
85238050	DIGITAL QURAN	9,401	2,802
85238090	OTH MEDIA FOR RECORDING SOUND	7,290,535	639,319
85255010	DIG-RADIO/MOBILE N-WORKS SYST	18,760	1,188
85255020	TV BROADCAST TRANSMITTER	2,750	18,292
85255030	COMMUNICATION JAMMING EQUIP	13	4,570
85255040	WIRELESS MICROPHONE	673	1,638
85255090	OTHER TRANSMISSION APPARATUS	69,146	207,546
85256010	BLUE TOOTH CONN TO DP MACHINE	3,682	4,990
85256020	RADIO PAGING APPARATUS	1,374	106
85256030	MODEMS FOR TRANSMISSION APPARA	198,358	316,370
85256040	FIXED WIRELESS TERMINALS	4,051	-
85256050	OTH SATELLITE COMMUNICAT EQUIP	2,014	7,581
85256060	VEHICLE TRACKING SYSTEM	228,546	219,659
85256070	MODEMS FOR VEHI TRACKING SYSTE	1,305	404
85256090	OTH TRANSMISSION RECEPTION APP	206,725	168,757
85258010	CLOSE CIRCUIT TV CAMERAS	579,307	731,075
85258020	MULMEDIA STILL/VIDEO CAMERA	10,517	8,474
85258030	TELEVISION CAMERAS	2,894	3,174
85258040	DIGITAL CAMERAS	105,620	145,758
85258050	VIDEO CAMERA RECORDERS	53,087	60,064
85258090	OTH TV/VIDEO/DIGITAL CAMERA	796,941	1,488,074
85261000	RADAR APPARATUS	156,311	488,955
85269100	RADIO NAVIGATIONAL AND APPARATUS	125,106	134,773
85269200	RADIO REMOTE CONTROL APPARATUS	7,896	5,835
85271200	POCKETSIZE RADIOCASSETTE PLAYER	798	289
85271300	OTHER APPARATUS WITH SOUND RECORDING/REPRODUCING APPARATUS	9,007	5,703
85271900	OTHER RADIO/BROADCAST/RADIO TELEPHONY/TELEGRAPHY	17,685	27,426
85272110	RADIO-BROA RECE FOR VEH-H-8703	106,996	98,643

## PCT CHAPTER WISE BREAKUP OF IMPORTS

Rs. In Thousands

HSCODE	COMMODITY	Jul-Jun	Jul-Jun
		2016-17	2017-18
	<b>ELECTRICAL MACHINERY,EQUIP,PARTS</b>		
85272190	OTH REC COMB W/SOUND RECO APPA	5,930	2,212
85272910	OTH RADIO B-RECEIVE VEH H-8703	159,472	212,361
85272990	OTH RADIO APPA CAPABLE OF REC	550	3,541
85279100	OTH APPA COMB W/SOUND REC/PRO	163	54
85279200	APPA NOT COMB W-S-RECOR/REPROD	-	656
85279910	MODEMS FOR SUND RECOD APPA	779	55
85279990	OTH REPROD APPA COMBIN W-CLOCK	13,886	7,838
85284200	OTH MONITOR	80,355	3,244
85284900	OTH CATHODE-RAY TUBE MONITORS	95,558	122,988
85285200	OTH MONITOR DATA PROCESSING SY	996,903	671,903
85285900	OTHER MONITORS	437,830	337,719
85286210	MULTIMEDIA PROJECTOR	275,073	294,042
85286290	OTH MULT PROJ FOR DP H 84.71	11,496	23,612
85286900	OTHER PROJECTORS FOR DP H84.71	10,010	106,023
85287110	TV SETS	170,798	97,859
85287190	OTH RECEPTION APPARATUS,(S-S)	11,876	49,643
85287211	LIQUID CRYSTAL DISPLAY(LCD) TV	55,116	1,046,111
85287212	OTH COLOR TV SETS	7,493,264	6,810,822
85287220	O-COLOUR SATELLITE DISH RECEIV	667	-
85287290	OTH RECEPTION APPARAT COLOUR	292,250	1,102,962
85287300	OTH BL&WHITE/MONOCROME R-APA	-	769
85291010	PARTS ACCESSORIES FOR CABLE,TV/SATELLITE RECEIVER	61,362	53,906
85291020	LNB ACTUATORS	52,504	73,410
85291090	OTH AERIALS/AERIAL REFLECTORS	62,536	133,103
85299020	T.V. TUNERS	63,072	56,891
85299030	T.V. CONVERTER BOX	3,214	3,336
85299090	OTH CABLE TV/SATELLITE EQUIPMENT/APPARATUS HEADING 85.25-85.28	1,640,261	2,551,693
85301000	ELECTRICAL SIGNALLING EQUIPMENT FOR RAILWAY/TRAMWAY	918,301	3,015,358
85308000	OTHER SIGNAL EQUIPMENT ELECTRICAL TRAFFIC CONTROL	3,065,933	1,821,313
85309000	PARTS OF EQUIPMENT HEAD 85.30	49,242	90,727
85311000	BURGLAR/FIRE ALARMS/SIMILAR APPARATUS	888,969	641,285
85312000	INDICATOR PANELS INCORPORATING LCD(LIQUID CRYSTAL DEVICE)/LED(LIGHT EMITTING DIO	409,623	767,791
85318000	OTHER APPARATUS	138,019	768,606
85319010	PANIC BUTTON	2,942	7,816
85319020	PARTS OF APPARATUS SUBHEAD 8531.2000	5,069	16,077
85319090	OTHER PARTS ELECTRIC-SOUND/VISUAL SIGNALLING APPARATUS	537,754	260,660
85321000	FIX ED CAPACITORS FOR 50/60 HZ CAPACITY NOT <0.5KVAR(POWER CAPACITORS)	281,522	393,958

## PCT CHAPTER WISE BREAKUP OF IMPORTS

Rs. In Thousands

HSCODE	COMMODITY	Jul-Jun	Jul-Jun
		2016-17	2017-18
	<b>ELECTRICAL MACHINERY,EQUIP,PARTS</b>		
85322100	TANTALUM, FIXED CAPACITOR	1,532	1,109
85322200	ALUMINIUM ELECROLYIC FIXED CAPACITORS	8,750	13,064
85322300	CERAMIC DIELECTRIC,SINGLE-LAYR FIXED CAPACITORS	15,630	24,709
85322400	CERAMIC DIELECTRIC MULTI-LAYER FIXED CAPACITORS	41,374	47,625
85322500	DIELECTRIC OF PAPER OR PLASTIC FIXED CAPACITORS	48,134	33,641
85322900	OTHER FIXED CAPACITORS	255,358	353,014
85323090	OTH VARIA/ADJUST(PRE-SET) CAPA	27,800	25,972
85329010	CAPACITERS DECKS WITH TERMINAL	4,337	11,620
85329020	TERMINAL OF ELETRIC-CAPACITERS	27,952	22,307
85329090	OTHER PARTS OF ELECTRIC- CAPACITORS	15,655	28,267
85331000	FIXED CARBON RESISTORS COMPOSITION/FILM TYPE	143,272	206,255
85332100	OTHER FIXED RESISTOR CAPACITY NOT > 20 W	12,960	13,379
85332900	OTHER FIXED RESISTORS	209,946	329,354
85333100	WIRE WOUND RESISTOR CAPACITY NOT >20 W	24,573	21,324
85333900	OTHER WIRE WOUND VARIABLE RESISTORS	40,333	57,234
85334000	OTHER VARIABLE RESISTORS INCLUDING RHEOSTATS AND POTENTIOMETERS	127,411	196,179
85339000	PARTS FOR ELECTRICAL RESISTORS	10,040	9,882
85340000	PRINTED CIRCUITS	403,344	690,101
85351000	FUSES FOR VOLTAGE >1000 VOTTS	78,874	76,572
85352110	AUTOMATIC CIRCUIT-BREAKERS UPTO 17.5 KV	1,468,584	915,287
85352190	OTHER AUTOMATIC CIRCUIT-BREAKER OF VOLTAGE <72.5 KV	6,048	34,403
85352900	OTHER AUTOMATIC CIRCUIT BREAKER	4,013,247	3,834,424
85353010	ISOLATING SWITCH FOR VOLTAGE UPTO 145 KV	1,074,077	681,417
85353090	OTHER ISOLATING/ MAKE & BREAK SWITCHES	816,199	588,954
85354010	VOLTAGE LEMITERS UPTO 245 KV	197,819	447,525
85354090	OTHER VOLTAGE LIMITERS/ARRESTORS	293,029	298,639
85359000	ELECTRIC APPARATUS FOR SWITCHING/PROTECTING ELECTRIC CIRCUITS>1000 VOLTS	961,544	2,889,061
85361000	FUSES FOR VOLTAGE <1000 VOLTS	121,993	191,614
85362010	AUTO CIRCUIT BREAKER>10AMP	2,015,854	2,444,689
85362020	AIR CIRCUIT BREAKER MULTIPHASE	258,576	322,885
85362090	OTHER AUTO CIRCUIT BREAKERS	371,772	737,919
85363000	OTHER APPARATUS PROTECTING ELECTRIC CIRCUITS	66,675	320,117
85364100	RELAYS FOR VOLTAGE NOT >60 V	149,147	160,716
85364900	OTHER, RELAYS	1,186,492	1,911,889
85365010	PRESSURE SWITCHES	109,286	129,823
85365021	IGN SW W/O STEA LOC CAR H-8703	147,509	118,972
85365022	NENTRAL SAFETY SW,VEH-H 8701	13,093	12,769

## PCT CHAPTER WISE BREAKUP OF IMPORTS

Rs. In Thousands

HSCODE	COMMODITY	Jul-Jun	Jul-Jun
		2016-17	2017-18
	<b>ELECTRICAL MACHINERY,EQUIP,PARTS</b>		
85365029	OTHER SWITCHES	121,648	129,702
85365091	DOOR SW M-CAR H-8703,VEH-H8704	134,439	159,861
85365099	OTH SOCK,LAMP HOLD NOT>1000VOL	794,325	728,561
85366100	LAMP HOLDERS	153,145	97,334
85366910	PLUGS&SOCKET PINS 16& ABOVE	181,711	258,547
85366990	OTH ELEC SWITCH,RELAYS,FUSES	1,096,218	1,619,964
85367000	CONNECTORS FOR OPTICALFIBRES	70,276	88,680
85369010	WAFER PROBES ELECTRICAL	19,683	25,714
85369030	MAGNETIC CONTRACTOR/THERMAL PROTECTORS FOR MOTORS	378,264	429,306
85369090	OTHER ELECTRICAL APPARATUS SWITCH/PROTECTING ELECTRICAL CIRCUITS	1,651,781	1,742,960
85371010	FUSE BOX VEH H-8711NOT >1000 V	10,789	5,443
85371020	FUS BOX OTH CAR/VEH NOT >1000V	95,856	99,463
85371090	OTH BOARDS, PANELS, CONSOLES	11,116,918	13,393,740
85372000	BODIES,CONSOLE ETC VOLTAGE >1000V	14,459,685	13,300,520
85381000	BOARD,PANELS GOODS HEAD 85.37	659,327	483,088
85389010	VACCUM INTERRUPTERS CIRCUIT BREAKER	41,975	73,028
85389090	OTHER PARTS HEAD 8535,8536,8537	3,177,567	3,438,198
85391000	SEALED BEAM LAMP UNITS	128,273	180,561
85392110	AUTO BULBS	446,836	389,552
85392190	OTHER TUNGSTEN HALOGEN LAMPS	82,698	119,302
85392200	OTHER LAMPS 200W FOR VOLTAGE>100V	112,722	95,872
85392910	BULBS FOR AUTOMOTIVE VEHICLES	19,414	31,653
85392920	BULBS FOR FLASH LIGHT	737	1,022
85392990	OTHER FILAMENT LAMP EXCLUDING ULTRA VIOLET /INFRARED/ARC LAMPS	448,938	424,530
85393110	FLORESCENT CATHOD ENERGY SAV L	7,491,213	3,282,068
85393120	FLORESCENT CATHOD ENERGY SAV T	238,165	186,427
85393190	OTH.DISCHARGE FLORESCENTLAMPS	126,832	93,203
85393210	MERCURY OR SODIUM VAPOUR LAMPS	186,384	11,500
85393220	ENERGY SAV. TUBE(MERCURY/SODIM	4,204	3,439
85393290	OTH.MERC,SODI,METAL HALID LAMP	110,366	110,010
85393900	OTH MERCURY/SOD VAPOR LAMP	81,628	21,780
85394100	ARC-LAMPS (ELECTRIC)	5,999	9,484
85394910	INFRA-RED LAMPS	8,168	31,611
85394920	ULTRA-VOILET LAMPS	35,832	44,893
85395010	LED LAMP BULB	-	6,982,998
85395020	LED LAMP TUBE	-	545,793
85399010	TUNGSTEN FILAMENT FOR 6,12,24V	85,957	101,846

## PCT CHAPTER WISE BREAKUP OF IMPORTS

Rs. In Thousands

HSCODE	COMMODITY	Jul-Jun	Jul-Jun
		2016-17	2017-18
	<b>ELECTRICAL MACHINERY,EQUIP,PARTS</b>		
85399020	LEAD WIRE/BASE CAP FOR-AUTO BULBS & TUBELIGHTS	149,696	205,262
85399030	PARTS OF ENERGY SAVING LAMPS	24,909	308
85399040	PARTS OF ENERGY SAVING LAMPS	329,456	320,364
85399090	OTHER PART ELECTRIC FILAMENT OR DISCHARGE LAMPS	39,532	186,927
85402000	TV CAMERA TUBE(IMAGE CONVERTER)	758	402
85404000	DATA/GRAPHIC DISPLAY TUBE,COLO	22	486
85406000	OTHER CATHODE-RAY TUBES	2,560	1,608
85407100	MAGNETRONS	323,002	544,803
85407900	OTHER,MICROWAVE TUBE,CARCINOTRONS	100	7,841
85408100	RECEIVER OR AMPLIFIER VALVES/TUBES	5,345	936
85408900	OTHER VALVES AND TUBES,N.S.	4,546	4,036
85409100	PARTS OF CATHODE-RAY TUBES	191	289
85409900	OTH PARTS OF HEADING NO.85.40	1,682	4,098
85411000	DIODES,OTHER THAN PHOTSENSITIVE OF LIGHT EMITTING DIODES	220,499	321,478
85412100	TRANSISTOR OTHER THAN PHOTSENSITIVE	15,370	17,059
85412900	OTHER TRANSISTOR DISSIPATION RATE OF <1W	98,988	156,682
85413000	THYRISTORS DIACS AND TRIACS	16,936	18,047
85414000	PHOTSENSITIV SEMICONDUCTOR DEVICES	75,449,657	36,947,731
85415000	OTH SEMICONDUCTOR DEVICES	49,480	68,890
85416000	MOUNTED PIEZO-ELECTRIC CRYSTAL	31,272	105,602
85419000	PARTS OF APPARATUS OF H-85.41	34,606	41,692
85423100	PROCESSORS & CONTROLLERS	456,188	447,010
85423200	MEMORIES	181,313	45,512
85423300	AMPLIFIERS	55,998	72,344
85423900	OTH ELECTRO INTEGRATED CIRCUIT	725,595	1,028,849
85429000	PARTS OF THE HEADING NO,85.42	57,378	295,595
85431000	PARTICLES ACCELERATORS	197,142	90,402
85432000	SIGNAL GENERATORS	17,713	19,540
85433000	MACHINES&APPARATUS FOR ELECTROPLATING, ELECTROLYSIS OR ELECTROPHORESIS	295,944	274,717
85437010	REMOTE CONTROL	1,147,094	1,450,674
85437020	INFRARED INSECT KILLER	43,836	91,841
85437030	ULTRAVIOLET INSECT KILLER	-	2,927
85437090	O-MCH/APPA-INDIVIDUAL FUNCTION	3,646,025	2,841,592
85439010	PART MACH 8543.1900&8543.2000	847	41,717
85439090	OTH PART ELEC MACH&APPLIANCES	267,093	470,807
85441110	ENAMELLED WIRE WITH NYLON COVER	14,015	30,273
85441190	OTHER ENAMELED COPPER WIRE	219,704	262,462

## PCT CHAPTER WISE BREAKUP OF IMPORTS

Rs. In Thousands

HSCODE	COMMODITY	Jul-Jun	Jul-Jun
		2016-17	2017-18
	<b>ELECTRICAL MACHINERY,EQUIP,PARTS</b>		
85441900	OTHER WINDING WIRE OF COPPER	729,791	978,041
85442000	CO-AXIAL CABLE & CONDUCTORS	873,611	1,162,472
85443011	WIRING/CABLE CAR/VEH-8703,4,11	54,523	84,854
85443012	WIRING/CABLE SETS VEH-H-8701,2	51	689
85443019	OTH IGN WRIN SET VEH/SH/A-CRFT	86,378	123,615
85443090	OTH WRING SET VEH/SHIP/A-CRAFT	38,910	509,155
85444210	COMPUTER LEADS WITH CONNECTOR	520,888	322,843
85444221	WIRI,CABLE SETS VEH-8703,04,11	10,740	12,459
85444222	WIRIN,CABLE SET VEH-8701,02,04	39	-
85444229	OTH WIRING SETS VEH-UPTO1000V	8,486	6,904
85444290	OTH CABLE SETS VEH-UPTO 1000V	2,319,533	1,491,537
85444910	ELECTRIC TETEPHONE CABLES	722,749	65,583
85444920	MULTI CORE,FLEXIBLE CABLE-COPP	1,210,290	1,848,713
85444990	OTH ELECTRIC CONDUCTORS VOLTAGE >80V BUT NOT>1000V	7,673,556	9,958,998
85446000	OTHER ELECTRIC CONDUCTOR FOR VOLTAGE >1000V	2,349,486	5,179,683
85447000	OPTICAL FIBRE CABLES	1,180,694	3,340,067
85451100	ELECTRODES USED IN FURNACES	71,638	391,579
85451900	OTHER ELECTRODES	22,256	16,968
85452000	CARBON BRUSHES	73,085	85,532
85459010	OTHER CARBON MOTOR VEHICLE/TRACTOR	4,335	2,626
85459020	CARBON RODS DRY BATTERY CELLS	14,751	20,994
85459090	OTHER LAMP CARBON&CARBON ARTICLE	35,846	24,216
85461000	EELECTRICAL INSULATOR OF GLASS	5	3,321
85462000	EELECTRICAL INSULATOR CERAMICS	2,092,861	3,106,513
85469000	OTHER ELECTRICAL INSULATORS OTHER THAN GLASS,CERAMICS	383,638	541,159
85471000	INSULATING FITTINGS OF CERAMIC	4,249	498,976
85472000	INSULATING FITTINGS OF PLASTIC	29,094	14,540
85479000	OTHER INSULATING FITTINGS OF PLASTICS/CERAMICS	304,715	761,105
85481010	BATTERIES PLATES	618	25,875
85481090	OTH SCRAP OF CELL,BATTERY	1,384,763	2,021,258
85489000	OTHER,PARTS ELECTRIC MACHINE/APPARATUS NES	23,710	6,098
	<b>TOTAL ELECTRICAL MACHINERY,EQUIP,PARTS</b>	<b>495,097,990</b>	<b>539,823,179</b>
	<b>RAILWAY, LOCOMOTIVE, ROLLING STOCK</b>		
86011000	RAIL LOCOMO POWERED ELECTRICIT	1,794	194
86021000	DIESEL ELECTRIC LOCOMOTIVES	17,121,580	4,796,286
86029000	OTHER,RAIL LOCOMOTVE,LOCOMOTIVE TENDERS	18,287	1,480



## PCT CHAPTER WISE BREAKUP OF IMPORTS

Rs. In Thousands

HSCODE	COMMODITY	Jul-Jun 2016-17	Jul-Jun 2017-18
	<b>RAILWAY, LOCOMOTIVE, ROLLING STOCK</b>		
86031000	RAILWAY,TRAMWAY POWRD EXT ELEC	-	19,181,252
86040000	RAILWAY/TRAMWAY MAINTENANCE OR SERVICE VEHICLE	669,056	2,230,030
86063000	SELF DISCHARGING VANS,WAGONS	1,394,805	732,478
86069900	OTHER RAILWAY,TRAMWAY GOOD VAN/WAGONS(NSP)	3,485,287	1,077,627
86071100	DRIVING BOGIES&BISEL-BOGIES	136	1,202
86071200	OTHER BOGIES AND BISEL-BOGIES	-	36,344
86071900	OTHER INCLUDING PARTS AXELS/WHEEL	1,380,837	695,859
86072100	AIR BRAKES AND PARTS THEREOF	42,467	177,458
86072900	OTHER BRAKES LOCOMOTIVE&PARTS THEREOF	298,381	194,702
86073000	HOOKS,COUPLIN DEVICES,BUFFERS	137	8,209
86079100	OTHER PARTS OF LOCOMOTIVES	3,784,848	3,710,542
86079900	OTHER RAILWAY LOCOMOTIVE STOCK PART	5,030	9,909
86080000	RAILWAY/TRAMWAY TRACK FIXTURES	1,871,193	5,196,826
86090000	CONTAINERS DESIGNED &EQUIPPED FOR CARRIAGE BY 1 OR MORE MODES OF TRANSPORT	292,576	300,542
	<b>TOTAL RAILWAY, LOCOMOTIVE, ROLLING STOCK</b>	<b>30,366,414</b>	<b>38,350,940</b>
	<b>VEHICLES OTHER THAN RAILWAY, ROLLING STOCK</b>		
87011090	OTHER PEDESTRIAN CONTOLED TRACTORS	603	2,332
87012010	ROAD TRACTOR CKD/SKD CONDITION	5,195,160	5,948,626
87012020	ROAD TRACT-S-TRALIER CBU<280hp	2,850,429	1,720,143
87012030	R-TRACTOR ANY KIT FORM-280HP/>	2,099,984	6,075,062
87012040	PEDEST CONT TRACTOR CBU>280HP	2,396,685	4,861,107
87012090	OTHER ROAD TRACTOR SEMI-TRAILER	56,142	50,237
87013010	TRACK-LAYING TRACTORS CKD/SKD	166	10,936
87013090	OTHER TRACK-LAYING TRACTORS	-	148,655
87019100	TRACK LAYING TRACTOR <18 KW	-	722
87019210	COMP AG-TRACTORS-ANY KIT FORM	-	425
87019220	AGRI TRACT,ENG CAP>26KW <37 KW	-	3,928
87019290	OTH TRACT,ENG CAP>26 KW <37 KW	-	89,385
87019320	AGRICULTURE TACTOR-37 TO 75KW	5,212,686	4,104,710
87019390	OTHER TRACTORS 37 TO 75 KW	157,267	19,367
87019400	AGR TRACT,ENG CAP>75 KW<130 KW	-	48,377
87019500	AGRI TRACT,ENG CAP>130 KW	-	20,907
87021010	MOTOR VEHICLE DIESEL ENGINE CKD/SKD CONDITION OF 10 PERSONS	3,790,704	4,775,398
87021090	OTHER MOTOR VEHICLE DIESEL ENGINE 10-PERSON	6,574,137	5,558,933
87022090	OTH M.V DIESEL&ELEC.10 OR>PERS	-	20,988
87029090	OTHER MOTOR VEHICLE DIESEL ENGINE	881,119	1,260,573

## PCT CHAPTER WISE BREAKUP OF IMPORTS

Rs. In Thousands

HSCODE	COMMODITY	Jul-Jun	Jul-Jun
		2016-17	2017-18
	<b>VEHICLES OTHER THAN RAILWAY, ROLLING STOCK</b>		
87031000	MOTOR VEHICLE	29,586	38,319
87032111	COMP VEH,IN AKF,800CC,SP-IGNI	7,997,376	10,188,763
87032112	COMPONENTS,MINI VAN VEH,IN AKF	4,649,873	4,902,347
87032113	MINI VANS (CBU)	3,571,615	4,214,294
87032114	C-ASSEM/MANUF AU-RICKSHAW, AKF	831,215	869,468
87032119	OTH VEH CY-CAPACITY NOT>800CC	8,933,413	12,145,296
87032191	COMPENEN VEH,IN AKF,800 -1000CC	16,463,870	25,586,573
87032194	COPM.A/M.MINI VAN AKF 800-1000	355,622	454,138
87032195	MINI VAN (CBU) 800CC-1000CC	70,189	49,550
87032199	OTH VEHICLES, 800CC TO 1000CC	6,268,777	6,070,906
87032210	VEHICLE 1000-1300CC CKD/SKD CONDITION	24,764,585	25,390,933
87032220	OTHER MOTOR VEHICLE 1000-1300CC	653,177	525,061
87032240	OTHER MOTOR VEHICLE >1300-1500CC	417,113	275,574
87032290	OTH VEH CYL-CPA 1000-1500CC	11,183,321	7,505,065
87032311	COMPENEN VEH,IN AKF1500-1800CC	15,502,084	21,390,031
87032319	OTH VEHICLE CYC 1500-3000CC	5,830,593	2,099,205
87032321	COMPENEN VEH,IN AKF1800-3000CC	4,343,535	6,471,910
87032322	COPM.A/M.SPORTS VEH.1800-3000	28,619	1,030
87032323	SPORTS VEH(SUS.4X4)1800-3000	46,018	8,091
87032329	OTH VEHICLE CYC 1800-3000CC	5,421,608	3,370,470
87032410	COMPENEN VEH,IN AKF CYC>-3000CC	1,335	-
87032490	OTH VEHICLE CYC EXCE- 3000CC	6,803,092	5,131,843
87033129	OTH VEH(DIES ENG)CY-800-1000CC	-	211
87033219	OTH VEH,CYC-1500-2500CC-DIESEL	21,881	7,481
87033222	COMP VH(SPORT-DI)1800-2500-AKF	-	3,429
87033223	SPORTS UTILITY VEHIC (SUVS 4X4	-	85,188
87033225	ALL TERRAIN VEH 4*4,1800-2500C	884	-
87033229	OTH VEH 1500-2500&1800-2500CC	12,724	70,794
87033310	COMP INDUS VEH>2500CC,AKF-DIES	-	3,642,070
87033390	OTH VEH CYC->2500CC,DIESEL	609,823	205,544
87034019	OTH.M.VEH SP.IG&ELEC =800CC	-	2,975
87034029	OTH VEH SP.IG&ELEC>800=1000C	-	2,226
87034032	VEH.SP.IG&ELEC>1000=1300CC	-	16,321
87034039	OTH.V.SP.IG&ELEC>1000=1300CC	-	8,961,732
87034049	OTH.V.SP.IG&ELEC>1500=1800CC	-	1,871,559
87034059	OTH.V.SP.IG&ELEC>1800=3000CC	-	307,294
87034069	OTH.VEH.SP.IG&ELEC>3000CC	-	174,900

## PCT CHAPTER WISE BREAKUP OF IMPORTS

Rs. In Thousands

HSCODE	COMMODITY	Jul-Jun	Jul-Jun
		2016-17	2017-18
	<b>VEHICLES OTHER THAN RAILWAY, ROLLING STOCK</b>		
87035039	OTH.V.DIES&ELEC>1000=1500CC	-	308,844
87035049	OTH.V.DIES&ELEC>1500=1800CC	-	56,392
87035059	OTH.V.DIES&ELEC>1800=2500CC	-	490,115
87035069	OTH.V.DIES&ELEC>1800=2500CC	-	11,958
87036039	OTH.VH.SP.IG&ELE CH>1000=1300C	-	14,681
87036049	OTH.VH.SP.IG&ELE CH>1500=1800C	-	3,673
87036059	OTH.VH.SP.IG&ELE CH>1800=3000C	-	377,995
87036069	OTH.VEH.SP.IG&ELE CHRGE>3000C	-	74,531
87037039	OTH.V.DIES&ELE CHRGE>1000=1500	-	659
87037049	OTH.V.DIES&ELE CHRGE>1500=1800	-	1,260
87037059	OTH.V.DIES&ELE CHRGE>1800=2500	-	3,504
87037069	OTH.V.DIES&ELE CHRGE>2500CC	-	7,480
87038010	COPM.A/M.OF ELECTRIC VEH AKF	10,921	45
87038090	OTH .V. WITH ONLY ELEC. MOTOR	2,554	14,847
87039000	OTHER MOTOR CAR/MOTOR VEHICLE FOR PERSONS	14,749	44,098
87041010	DUMP TRUCKS WITH LIMITED SPEED	2,635	493,556
87041090	OTH MOTOR VEHICLES FOR GOODS	4,346,162	3,435,144
87042110	OTHER VEHICLE DIESEL G.V.W<5 TON CKD/SKD CONDITION	7,389,938	10,547,380
87042190	OTHER VEHICLE DIESEL G.V.W < 5 TON	2,490,904	4,168,119
87042211	CA,VEH GOODS,AKF,5-8-TON,DIESE	3,949,313	7,217,944
87042212	GVW>5TON <8TON CBU 2 AXLE	332,391	1,018,021
87042213	GVW>5TON <8TON CBU ABOVE 2 AXL	24,477	17,023
87042214	GVW>5TON<8TON HYB.ELEC.VEH.CBU	-	847
87042219	OTH VEH FOR GOODS 5-20 TON,DIE	2,352,664	177,049
87042291	CA,VEH GOODS,AKF,5-20-TON,DIES	2,930,996	5,090,607
87042292	GVW >8TON <20TON CBU 2 AXLE	653,997	1,051,367
87042293	GVW >8TON <20TON CBU ABOVE 2 A	1,762,356	194,816
87042299	OTH ,VEH GOODS,5-20-TON,DIESEL	590,175	263,939
87042310	VEHICLE >20 TONNES CKD/SKD DIESEL	1,383,231	2,174,300
87042320	GVW EXCEED. 20TON CBU 2 AXLE	13,799	-
87042330	GVW EXCEED 20TON CBU ABOVE 2 A	548,400	1,661,728
87042390	OTHER VEHICLE DIESEL >20 TONNES	5,558,160	488,736
87043110	VEHICLE NOT EXCEEDING 5 TONNES CKD/SKD	4,338,976	4,683,493
87043120	COPM.AS/MU. MINI CARGO VAN.AKF	19,774	112,514
87043130	MINI CARGO VAN(CBU)	-	2,963
87043140	COPM.A/M.3-WH CARGO LOADER.AKF	277,772	1,202,011
87043150	3-WHEELER CARGO LOADER(CBU)	112,848	902,064

## PCT CHAPTER WISE BREAKUP OF IMPORTS

Rs. In Thousands

HSCODE	COMMODITY	Jul-Jun	Jul-Jun
		2016-17	2017-18
	<b>VEHICLES OTHER THAN RAILWAY, ROLLING STOCK</b>		
87043190	OTHER VEHICLE NOT EXCEEDING 5 TONNES	166,690	218,032
87043290	OTHER VEHICLE EXCEEDING 5 TONNES	-	1,292
87049010	OTHER VEHICLE CKD/SKD CONDITION	-	35
87049090	OTHER VEHICLE FOR TRANSPORT OF GOODS	736	3,766
87051000	CRANE LORRIES	2,905,681	2,046,389
87053000	FIRE FIGHTING VEHICLES	82,545	246,786
87054000	CONCRETE-MIXER LORRIES	1,526,866	1,183,623
87059000	OTHER SPECIAL PURPOSE MOTOR VEHICLE	5,718,712	2,058,855
87060000	CHASSIS WITH ENGINE FOR MOTOR VEHICLE OF HEADINGS 87.01-87.05	-	85
87071000	BODIES/CABS,VEHICLE OF HEADING 87.03/MOTOR-CARS	334,327	35,081
87079010	BODIES M-VEH H-87042190&3190	44,655	1,142
87079090	BODIES OTH M-VEH H-8701TO 8705	445,065	48,487
87081010	BUMPERS(SHEET METAL)FOR VEHICLES OF SUB-HEADING 8701.2020, .2090, .9040 & .9060	7,738	2,739
87081020	FR/RE BUMPERS ETC M-CAR H-8703	66,173	71,064
87081090	OTH BUMPERS AND PARTS THEREOF	493,666	189,619
87082110	SAFETY SEAT BELTS M-CAR,H-8703	47,030	41,153
87082120	SAFETY SEAT BELTS VEH,H-8701,4	1,185	453
87082190	OTHER SAFETY SEAT BELTS	370,095	519,277
87082911	PARTS/ACCE OF BODIES VH-H-8701	5,056	23,084
87082919	OTH PARTS /ACC OF BODIES M-VEH	3,946	5,810
87082920	BODY PARTS, VH-H-87021090,9090	2,199	35
87082931	AIR OUTLET ASSEMB M-CAR H-8703	780,824	944,970
87082932	BODY PARTS OF VEH H-8703.2113	100,099	237,541
87082939	BODY PARTS OF VEH H-8703.2190	7,450,619	13,097,359
87082941	BODY PARTS OF VEH H-8704.2190	146,198	14,733
87082942	BODY PARTS OF VEH H-8704.2219	267	156
87082949	BODY PARTS OF OTH VEHICLES	57,052	126,554
87082990	PARTS/ACC M-VEH H-8701 TO 8705	468,437	633,229
87083010	BRAKES VEH H-87032115-87043190	27,141	44,765
87083020	BRAKE PATS H-87021090, .9090	95,812	60,333
87083031	BRAKE PART VH-H-87042190&.3190	4,275	5,049
87083032	BRAKE- P V-8704.2219,2299,2390	2,987	1,183
87083039	OTH BRAKE PATS VH-H-8704.22&23	175,704	329,838
87083090	OTHER BRAKE PATS OF OTHER VEH	910,541	1,188,656
87084010	GEAR BOXES FOR AGRI-TRACTOR	708	3,234
87084090	OTHER GEAR BOXES FOR VEHICLE	2,556,426	4,196,088
87085010	BUILT UP DRIVE AXE VH-8701,2,4	88,917	180,300

## PCT CHAPTER WISE BREAKUP OF IMPORTS

Rs. In Thousands

HSCODE	COMMODITY	Jul-Jun	Jul-Jun
		2016-17	2017-18
	<b>VEHICLES OTHER THAN RAILWAY, ROLLING STOCK</b>		
87085020	BUILT UP DRIVE AXEL AGRI-TRACT	173,615	120,805
87085090	DRIVE AXLES WITH DIFFERENTIAL	688,574	707,787
87087010	ROAD WHEELS,RIMS-CARS H-8703,4	114,454	211,071
87087020	ROAD WHE,RIM,VEH-8701,2,4(6X2)	666,337	841,034
87087090	OTH ROAD WHEELS,PARTS & ACCE	353,492	546,870
87088010	SUSPE S-ABSORBERS CARS 87.03,4	48,435	88,544
87088020	PIN FOR SHOCK ABSORB (4X2 VEH)	304	1,359
87088090	OTH SUSPENSION SHOCK-ABSORBERS	1,933,530	1,720,292
87089110	RADIATORS WITH ALUMINUM CORE	31,517	91,598
87089120	RADI O/TH ALU CORE CAR-8703,4	3,237	11,084
87089130	RADI O/T ALU CORE VH-8701,4*4	1,038	781
87089190	OTH PARTS AND ACCESSORIES	314,422	402,297
87089210	SILENCERS,EXH-PIPE CAR 87.03,4	5,505	16,133
87089220	SILENCER,EXH-PIPE VEH-8701,2,4	2,385	857
87089290	OTH SILENCER AND EXH-PIPE	22,522	34,541
87089310	UPP/LOWER PLA CLUCH CAR 8703,4	4,853	5,515
87089320	LOWER PLATE CLUCH VH-87032193	2,040	8,565
87089390	OTH CLUTCHES AND PARTS VEH	269,428	362,275
87089410	STEERING WHEELS M-CARS 8703,4	6,190	11,146
87089420	STEERING GEARS CAR-8703-800CC	40	133
87089490	OTH STEERING WHEELS/BOXES	794,378	1,113,598
87089500	SAFETY AIRBAGS INFLATER SYSTEM	1,183	3,660
87089910	O-PART VEH H-87012020,90,40,60	6,947	125,936
87089920	COMPONEN FOR VEH-87021090&9090	373	5,842
87089930	COMPONENTS MOTOR CAR H-8703	113,161	205,916
87089940	COMPONENTS VH-87042190,3190	47,044	100,707
87089950	COMPONEN VH-87042219,2290,2390	528	1,213
87089990	PARTS & ACCESSORIES OF MOTOR VEHICLES	7,901,345	8,812,710
87091100	WORK TRUCKS SELF-PROPELLED ELECTRICAL	17,471	10,160
87091900	OTHER WORK TRUCK SELF PROPELLED NOT-FITTED WITH LIFTING/HANDLING EQUIPMENT	211,635	218,361
87099000	PARTS,H-NO.87.09 OF WORK TRUCK	108,086	11,328
87100010	ARMOURED CASH CARRYING VEHICLE	52,165	112,282
87100090	TANKS,OTH ARMOUD FITGHING VEH	124,286	849
87111090	OTHER MOTOR CYCLE NOT EXCEEDING 50CC	906	2,162
87112010	MOTOR CYCLE 50-250 CC CKD/SKD CONDITION	9,641,841	11,695,617
87112090	OTHER MOTOR CYCLE CAPACITY 50-250CC	63,891	175,245
87113020	MOTOR CYCLE IN CKD/SKD CONDITION	94,643	79,149

## PCT CHAPTER WISE BREAKUP OF IMPORTS

Rs. In Thousands

HSCODE	COMMODITY	Jul-Jun	Jul-Jun
		2016-17	2017-18
	<b>VEHICLES OTHER THAN RAILWAY, ROLLING STOCK</b>		
87113090	OTH MOTOR CYCLES,OF A CYLINDER	1,052	139,294
87114090	OTH MOTORECYCLE 500-800CC	148,796	116,705
87115090	OTH MOTORCYCLE EXCEDING 800CC	160,019	182,009
87116020	ELEC-POW 2-WHEEL DEVICE(HOVER)	-	3,364
87116090	OTH. ELECTRIC M.CYLCLC	1,365	5,722
87119010	OTHER MOTOR CYCLE ,CKD/SKD CONDITION	-	116
87119090	OTHER MOTOR CYCLE/MOPEDS	1,166	579
87120000	BICYCLES,OTHER DELIVERY TRICYCLES, NOT MOTORISED	798,574	1,489,455
87131000	CARRIAGES FOR DISABLED PERSONS, NOT MECHANICALLY PROPELLED	436,490	555,035
87139000	OTHER INVALID CARRIAGES MOTORISED	16,996	15,898
87141010	SADDLES OF MOTORCYCLES,MOPEDS	1,412	6
87141020	COMPONNENT FOR VEHICLE-H-8711	1,791,853	2,124,343
87141030	DRUM GEAR SHIFT OF VEHI-H-8711	95,274	118,030
87141040	COMPONENTS FOR VEH HEAD 87.11	644,675	749,445
87141090	OTH PART ACC VEH H-87.11-87-13	5,068,502	4,917,966
87142000	PART ACCESSORIES OF CARRIAGES FOR DISABLED PERSONS	1,140	2,418
87149100	FRAMES,FORKS & PARTS THEREOF	1,222	2,761
87149200	WHEEL RIMS AND SPOKES	27,843	36,124
87149310	FREE WHEEL SPRO BICYCLE H-8712	89,684	109,310
87149390	OTH FREE WHEEL SPROCK BICYCLE	3,753	3,235
87149400	BRAKES,COASTER BRAKING HUBS,HUB BRAKES,& PARTS THEREOF	26,912	24,978
87149500	OTHER, SADDLES	33,632	51,591
87149600	PEDALS,CRANK-GEAR,& PARTS THEREOF	15,636	7,125
87149900	OTHER,PARTS AND ACCESSORIES	254,498	286,292
87150000	BABY CARRIAGES & PARTS THEREOF	81,769	137,165
87161090	OTH TRAILER/S-TRAILER CRV TYPE	10,016	377,628
87162090	OTH SELF-LOADING/UN-AG-TRAILER	-	2,804
87163190	TRAILERS FOR TRANSPORT GOODS	280,566	130,181
87163910	COMPONEN OTH TRAILERS IN AKF	2,369	-
87163990	OTH TRAILERS/SE-TRAILERS GOODS	301,063	669,695
87164090	OTH TRAILERS & SEMI -TRAILERS	294,672	28,124
87168010	COMPO FOR OTH VEH IN ANY KIT-F	90	146
87168090	OTHER VEH NOT MANHNICALLT PROP	250,620	304,812
87169000	PARTS,TRAILER SEMI-TRAILER, H87.16	602,112	734,846
	<b>TOTAL VEHICLES OTHER THAN RAILWAY, ROLLING STOCK</b>	<b>253,488,146</b>	<b>302,020,524</b>
	<b>AIRCRAFT, SPACECRAFT AND PARTS THEREOF</b>		

## PCT CHAPTER WISE BREAKUP OF IMPORTS

Rs. In Thousands

HSCODE	COMMODITY	Jul-Jun 2016-17	Jul-Jun 2017-18
	<b>AIRCRAFT, SPACECRAFT AND PARTS THEREOF</b>		
88010000	GLIDERS AND HANG GLIDERS	-	1,252
88021100	HALICOPTER UNLADN WT>2000 KG	165,607	-
88021200	HALICOPTER UNLADEN WEIGHT>2000 KG	3,044,404	112,805
88022000	AEROPLANE,AIRCRAFT,UNLADEN WEIGHT NOT >2000KG	1,278	-
88023000	AEROPLANE UNLADEN WEIGHT>2000 BUT NOT >15000KG	-	3,875,449
88024000	AEROPLANE UNLADEN WEIGHT>15000KG	878,573	5,625,837
88031000	PROPELLERS,ROTORS & PARTS THEREOF	16,225	1,792
88032000	UNDER CARRIAGES/PARTS THEREOF	7,100	13,861
88033000	OTHER PARTS OF AEROPLANE/HELICOPTER	1,846,840	1,689,963
88039000	OTHER PARTS OF H-88.01 OR 88.02	3,439,286	4,991,512
88040000	PARACHUTES AND ROTOCHUTES,PARTS & ACCESSORIES THEREOF	4,728	3,934
88051000	AIRCRAFT LAUNCHING GEAR,DECK-ARRESTOR	-	482
88052100	AIR COMBAT SIMULATORS & PARTS	86,583	-
88052900	OTHER GROUND FLYING TRAINER ,PART	2,571	1,130
	<b>TOTAL AIRCRAFT, SPACECRAFT AND PARTS THEREOF</b>	<b>9,493,195</b>	<b>16,318,017</b>
	<b>SHIP, BOATS &amp; FLOATING STRUCTURES</b>		
89011000	CRUISE SHIPS,BOATS FOR PERSONS	62,864	294,414
89012000	TANKERS	-	30,296,970
89019000	OTHER VESSELS FOR PERSONS/GOODS	147,303	1,985,005
89031000	INFLATABLE YACHTS&OTHER VESSEL FOR PROCESSING/PRESERVING FISHERY PRODUCTS	38,469	5,821
89039100	SAILBOATS,WITH/WITH OUT AUXILIARY-MOTOR	15,985	482
89039200	MOTORBOAT,OTHER THAN OUTBOARD MOTOR-BOATS	320	8,450
89039900	OTH INFLATABLE YACHTS	22,340	50,389
89040000	TUGS AND PUSHER CRAFT.	81,110	146,146
89051000	DREDGERS	2,860,094	33,987
89052000	FLOATING OR SUBMERSIBLE DRILLING OR PRODUCTION PLATFORMS	12,333	-
89059000	OTH LIGHT VESSELS,FLO-CRANES	708,404	758,815
89069000	OTHER VESSELS & LIFEBOATS	12,789	-
89071000	INFLATABLE RAFTS	12,148	4,133
89079000	OTHER; FLOATING STRUCTURES	89,957	52,368
89080000	VESSEL,FLOATING-STRUCTOR FOR BREAKING UP	41,399,120	77,564,874
	<b>TOTAL SHIP, BOATS &amp; FLOATING STRUCTURES</b>	<b>45,463,236</b>	<b>111,201,854</b>
	<b>OPTICAL,PHOTOGRAPHIC,CINEMATOGRAPHIC,MEASURING,MEDICAL OR SURGICAL INSTRUMENTS AND APPARATUS,PARTS AND ACCESSORIES</b>		
90011000	OPTICAL FIBRES,OPTICAL FIBRE BUNDLES AND CABLES	438,781	846,177
90012000	SHEETS/PLATES OF POLARISING MATERIAL	676	20
90013000	CONTACT LENSES.	25,964	37,794

## PCT CHAPTER WISE BREAKUP OF IMPORTS

Rs. In Thousands

HSCODE	COMMODITY	Jul-Jun	Jul-Jun
		2016-17	2017-18
	<b>OPTICAL, PHOTOGRAPHIC, CINEMATOGRAPHIC, MEASURING, MEDICAL OR SURGICAL INSTRUMENTS AND APPARATUS, PARTS AND ACCESSORIES</b>		
90014000	SPECTACLE LENSES OF GLASS.	49,996	70,831
90015000	SPECTACLE LENSES OF OTHER MATERIAL	20,534	25,370
90019000	OTHER LENSES, PRISMS, MIRRORS	4,473	11,383
90021100	OBJETIVE LENSES FOR CAMERA/PROJECTORS OR PHOTOGRAPHIC ENLARGERS OR REDUCERS	20,424	29,624
90021900	OTHER OBJECTIVE LENSES.	10,272	31,044
90022000	FILTERS	1,320	2,739
90029000	OTHER, MOUNTED OPTICAL ELEMENTS	20,000	29,878
90031100	FRAMES, MOUNTINGS OF PLASTICS	3,937	44,223
90031900	FRAMES, MOUNTING OF OTHER MATERIAL	112,939	331,151
90039000	PART FOR FRAMES & MOUNTINGS FOR SPECTACLES	1,012	1,475
90041000	SUNGLASSES	481,660	483,583
90049000	OTHER SPECTACLES, GOGGLE & THE LIKE, CORRECTIVE, PROTECTIVE OR OTHER	82,503	111,764
90051000	BINOCULARS	114,534	38,179
90058000	OTHER INSTRUMENTS	21,157	11,959
90059000	PARTS & ACCESSORIES (INCLUDING MOUNTINGS)	1,745	2,296
90061000	CAMERA FOR PREPARING PRINTING PLATES OR CYLINDERS	-	10
90063000	CAMERA USED IN UNDERWATER SURVEY	2,558	1,984
90064000	INSTANT PRINT CAMERAS	1,420	2,114
90065100	CAMERA (SLR-SINGLE LENS REFLEX) FOR ROLL FILM OF WIDTH NOT >35MM	-	42
90065900	OTHER CAMERA PHOTOGRAPHIC NS	1,733	4,406
90066100	DISCHARGE LAMP (ELECTRONIC) FLASHLIGHT APPARATUS	70	863
90066900	OTHER PHOTOGRAPHIC FLASHLIGHT APPARATUS	4,039	4,089
90069100	PARTS, ACCESSORIES PHOTOGRAPHIC CAMERA	11,044	16,938
90069900	PART, ACCESSORIES PHOTOGRAPHIC FLASHLIGHT APPARATUS	10,238	13,805
90071000	CINEMATOGRAPHIC CAMERAS S-R/RE	742	917
90072000	CINEMATOGRAPHIC PROJECTORS	38,243	20,330
90079100	PARTS, ACCESSORIES FILM CAMERA	1,270	5,418
90079200	PARTS, ACCESSORIES FOR FILM PROJECTOR	7,119	5,295
90085000	PROJECTORS, ENLARGERS & REDUCERS	2,146	210
90089000	PARTS/ACCESSORIES OF HEADING NO. 90.08	1,396	4,048
90101000	APPARATUS, EQUIPMENT AUTOMATICALLY DEVELOPING FILM	39,221	29,285
90105000	OTHER APPARATUS EQUIPMENT PHOTO-GRAPHIC LABORATORIES	12,182	29,210
90106000	PROJECTION SCREENS	35,538	68,142
90109000	PART ACCESSORIES OF APPARATUS/EQUIPMENT H-90.10	13,772	34,580
90111000	STEREOSCOPIC MICROSCOPES	8,038	29,654
90112000	OTHER MICROSCOPES, PHOTO-MICROGRAPHY, CINEPHOTOMICROGRAPHY OR MICROPROJECTION	3,274	5,383
90118000	OTHER MICROSCOPES	387,720	239,081



## PCT CHAPTER WISE BREAKUP OF IMPORTS

Rs. In Thousands

HSCODE	COMMODITY	Jul-Jun	Jul-Jun
		2016-17	2017-18
	<b>OPTICAL, PHOTOGRAPHIC, CINEMATOGRAPHIC, MEASURING, MEDICAL OR SURGICAL INSTRUMENTS AND APPARATUS, PARTS AND ACCESSORIES</b>		
90119000	PARTS, ACCESSORIES OF OPTICAL MICROSCOPE	6,052	8,539
90121000	MICROSCOPE OTHER THAN OPTICAL MICRO-SCOPES; IFFRACTION APPARATUS	104,990	56,063
90129000	PARTS, ACCESSORIES MICRO-SCOPE OTHER THAN OPTICAL MICROSCOPES;	1,607	18,581
90131000	TELESCOPIC SIGHTS FITTING TO ARMS	12,247	3,588
90132000	LASERS OTHER THAN LASER DIODES	47,535	115,157
90138000	OTHER DEVICES APPLIANCES & INSTRUMENTS	472,633	1,297,217
90139000	PARTS, ACCESSORIES OF SUB GROUP-90.13	16,907	13,483
90141000	DIRECTION FINDING COMPASSES	9,187	8,353
90142000	INSTRUMENTS/APPLIANCES FOR AERONAUTICAL OR SPACE NAVIGATION	840,828	319,862
90148000	OTHER INSTRUMENTS/APPLIANCES (NAVIGATIONAL)	6,994	58,790
90149000	PART, ACCESSORIES OF SUB GROUP OF 90.14	1,238	1,766
90151000	RANGEFINDERS	6,410	46,839
90152000	THEODOLITES AND TACHEOMETERS	16,859	29,897
90153000	LEVELS	98,077	60,347
90154000	PHOTOGRAMMETRICAL SURVEYING INSTRUMENTS/APPLIANCES	176	867
90158000	OTHER INSTRUMENTS AND APPLIANCE	1,889,277	2,546,316
90159000	PARTS AND ACCESSORIES OF SUB GROUP 90.15	1,025,524	1,511,632
90160010	BALANCES, ELECTRONIC	37,167	52,588
90160090	OTHER BALANCES OF SENSITIVITY OF 5 CG OR BETTER, WITH OR WITHOUT WEIGHTS	11,899	47,084
90171010	TEXTILE GARMENT DESIGNING MACHINES, WITH CAD/CAM/CIM SYSTEM	17,664	28,511
90171090	OTHER TEXTILE GARMENT DESIGNING MACHINES	10,007	19,450
90172000	OTHER DRAWING MARKING OUT/MATHMATICAL CALCULATING INSTRUMENTS	136,435	170,821
90173010	MICROMETERS	20,593	12,294
90173020	CALLIPERS AND GAUGES	88,056	75,981
90178010	MEASURING RODS AND TAPES	149,945	163,968
90178090	OTHER INSTRUMENT FOR MEASURING LENGTH	55,695	37,819
90179000	PARTS/ACCESSORIES OF SUB GROUP 90.17	17,252	9,023
90181100	ELECTRO-CARDIOGRAPHS	73,555	171,791
90181200	ULTRASONIC SCANNING APPARATUS	784,623	2,064,084
90181300	MAGNETIC RESONANCE IMAGING APPARATUS	2,444,279	1,460,494
90181400	SCINTIGRAPHIC APPARATUS	26,949	235,478
90181900	OTHER ELECTRO-DIAGNOSTIC APPARATUS	3,073,749	6,912,119
90182000	ULTRA VIOLET/INFRA-RED RAY APPARATUS	1,775	68,668
90183110	SYRINGES WITH NEEDLES	2,625,319	3,362,287
90183120	SYRINGES WITHOUT NEEDLES	47,373	111,519
90183200	TUBULAR METAL NEEDLE/NEEDLES FOR SUTURES	354,443	404,364
90183910	DEXTROSE, SALINE INFUSION SETS	22,903	25,450

## PCT CHAPTER WISE BREAKUP OF IMPORTS

Rs. In Thousands

HSCODE	COMMODITY	Jul-Jun	Jul-Jun
		2016-17	2017-18
	<b>OPTICAL, PHOTOGRAPHIC, CINEMATOGRAPHIC, MEASURING, MEDICAL OR SURGICAL INSTRUMENTS AND APPARATUS, PARTS AND ACCESSORIES</b>		
90183920	DEXTROSE&SALINE INFUSION SET, NEEDLES	946,962	1,358,499
90183931	SUCTION CATHETER	20,835	10,190
90183932	PULMONARY ARTERY CATHETER	11,782	-
90183933	FOLY'S CATHETER	40,836	92,502
90183939	OTHER CATHETER	1,242,232	1,804,046
90183940	CANNULA	1,334,666	1,186,646
90183950	SURGICAL NEEDLES	85,833	68,193
90183960	ENDO TRACHEAL TUBE CATHETER	50,394	64,898
90183970	BALLOONS CATHETER	13,344	6,342
90183990	OTHER NEEDLES, CATHETERS, CANNULA ETC	5,372,557	7,358,843
90184100	DENTAL DRILL ENGINES, DENTAL EQUIPMENT	7,609	4,406
90184900	OTHER; INSTRUMENT/APPLIANCES USED IN DENTAL SCIENCE	138,345	228,411
90185000	OTHER, OPHTHALMIC INSTRUMENT & APPLIANCES	590,232	712,736
90189010	ANESTHESIA APPARATUS	330,911	426,833
90189020	STETHOSCOPES	120,847	174,677
90189030	SURGICAL SCISSORS	7,682	102,974
90189040	SURGICAL KNIVES	19,449	23,109
90189050	SPHYGMOMANO-METER	329,864	471,414
90189060	INFANT INCUBATORS	78,541	69,254
90189070	FIBRE DIALIZERS	226,701	140,219
90189090	OTHER INSTRUMENT, APPLIANCES USED IN MEDICAL/SURGICAL/VETERINARY	9,548,005	11,166,902
90191000	MECHANO-THERAPY, MESSAGE/PSYCHOLOGICAL APTITUDE TESTING APPARATUS	531,492	373,768
90192010	OXYGENATOR WITH ACCESSORIES	465,924	529,243
90192020	OZONE THERAPY APPARATUS	206	40
90192030	ACROSOL THERAPY APPARATUS	299,700	450,594
90192090	OTHER THERAPEUTIC RESPIRATION APPARATUS	400,123	936,732
90200010	GAS MASKS	27,439	26,777
90200020	OTHER BREATHING APPLIANCES	203,404	303,945
90211000	ORTHOPAEDIC/FRACTURE APPLIANCES	86,111	91,426
90212100	ARTIFICIAL TEETH	1,086	2,536
90212900	OTHER; DENTAL FITTINGS	12,241	30,583
90213100	ARTIFICIAL JOINTS	634,452	763,493
90213900	OTHER ARTIFICIAL PARTS OF BODY	1,361,199	1,984,140
90214000	HEARING AIDS, EXCLUDING PART/ACCESSORIES	103,678	278,943
90215000	PACEMAKERS FOR STIMULATING HEART MUSCLES,	423,327	906,306
90219000	OTHER; APPLIANCES WORN/CARRIED/IMPLANTED IN BODY TO COMPENSATE DEFECT/DISABILITY	231,844	309,532
90221200	APPARATUS FOR X-RAY, MEDICAL, SURGICAL, DENTAL USES	1,421,612	1,975,815

## PCT CHAPTER WISE BREAKUP OF IMPORTS

Rs. In Thousands

HSCODE	COMMODITY	Jul-Jun	Jul-Jun
		2016-17	2017-18
	<b>OPTICAL, PHOTOGRAPHIC, CINEMATOGRAPHIC, MEASURING, MEDICAL OR SURGICAL INSTRUMENTS AND APPARATUS, PARTS AND ACCESSORIES</b>		
90221300	OTHER, APPARATUS X-RAY DENTAL USES	12,391	63,538
90221400	OTHER, X-RAY APPARATUS FOR MEDICAL, SURGICAL	1,497,809	4,609,214
90221900	OTHER, APPARATUS BASED ON USE OF X-RAY	1,093,712	851,105
90222100	APPARATUS FOR USE OF ALPHA, BETA RADIATIONS	81,541	382,900
90222900	APPARATUS FOR ALPHA, BETA GAMMA RADIATIONS	351,456	142,076
90223000	X-RAY TUBES	115,064	108,159
90229000	OTHER, APPARATUS BASED X-RAY, ALPHA, BETA, GAMMA RADIATIONS	207,555	335,826
90230000	APPARATUS, INSTRUMENT, DESIGNED FOR DEMONSTRATIONAL PURPOSES	1,209,340	2,192,426
90241000	HARDNESS/STRENGTH/COMPRESSIBILITY TESTING MACHINES & APPLIANCES	93,892	129,694
90248000	OTHER, HARD, STRENGTH, COMPRESSIBILITY TESTING MACHINES	579,775	702,277
90249000	PARTS ACCESSORIES OF SUB GROUP 90.24	68,510	83,589
90251110	THERMOMETERS CLINICAL	62,192	101,618
90251190	OTHER, LIQUID-FILLED THERMOMETER	51,737	54,924
90251900	OTHER THERMOMETERS/PYROMETERS	194,263	313,457
90258010	HYDROMETERS	15,693	10,325
90258020	PSYCHROMETERS	222	3,564
90258030	TEMPERATURE GAUGES AG -TRACTOR	1,546	400
90258090	OTHER, INSTRUMENT RECORDING COMBINATION	245,075	376,127
90259000	PARTS, ACCESSORIES SUB GROUP- 90.25	88,773	102,338
90261010	FUEL GAUGES FOR AGRI-TRACTOR	4,000	315
90261020	OIL LEVEL INDICATOR AG-TRACTOR	2,352	567
90261030	OTH MEASURING APPA FOR M-VEH	61,422	49,440
90261090	OTH MEASURING APPA FOR LIQUIDS	616,860	442,657
90262000	APPARATUS, MEASURING/CHECKING PRESSURE.	841,769	1,332,702
90268000	OTHER, APPARATUS, MEASURING VARIABLES OF LIQUID/GASES	2,135,314	2,994,478
90269000	PARTS, ACCESSORIES OF SUB GROUP 90.26.	588,964	340,124
90271000	GAS/SMOKE ANALYSIS APPARATUS.	662,025	403,488
90272000	CHROMATOGRAPHS/ELECTROPHORESIS INSTRUMENTS	744,952	1,221,180
90273000	SPECTROMETER, SPECTROPHOTOMETERS & SPECTROGRAPH USING OPTICAL RADIATIONS	600,230	770,432
90275000	OTHER, INSTRUMENT USING OPTICAL RADIATION	1,948,266	1,672,307
90278000	OTHER, INSTRUMENT FOR PHYSICAL OR CHEMICAL ANALYSIS	3,536,562	5,228,071
90279000	MICROTOMES; PARTS/ACCESSORIES APPARATUS-90.27	901,248	988,677
90281000	GAS METERS	755,039	3,716,273
90282000	LIQUID METERS	16,068	18,168
90283000	ELECTRICITY METERS	231,950	311,218
90289010	SHAFT/ASSEMBLY ELECTRIC METER	22,226	56
90289020	OTHER PARTS FOR ELECTRIC METER	332,289	126,930

## PCT CHAPTER WISE BREAKUP OF IMPORTS

Rs. In Thousands

HSCODE	COMMODITY	Jul-Jun	Jul-Jun
		2016-17	2017-18
	<b>OPTICAL, PHOTOGRAPHIC, CINEMATOGRAPHIC, MEASURING, MEDICAL OR SURGICAL INSTRUMENTS AND APPARATUS, PARTS AND ACCESSORIES</b>		
90289090	OTHER PRODUCTION/CALIBRATING METERS	631,452	550,775
90291010	TAXIMETERS AND PEDOMETERS	-	1,171
90291020	MILEO METERS	85	164
90291090	OTHER; PRODUCTION COUNTERS&LIKE;SPEED INDICATORS&TACHOMETERS	24,461	18,233
90292011	SPEED INDICATOR- VEH-8703,11,4	4,917	5,554
90292012	RPM METER FOR AGRI -TRACTOR	347	-
90292013	SPEED INDICATORS FOR OTH M-VEH	49,137	117,896
90292019	OTH SPEED INDICATOR/TACHOMETER	70,338	51,983
90292020	STROBOSCOPES	2,871	3,201
90299000	PARTS ACCESSORIES OF ARTICLE H- 90.29	173,018	200,729
90301000	INSTRUMENT/APPARATUS, MEASURE IONISING RADIATIONS	134,852	170,503
90302000	CATHODE-RAY OSCILLOSCOPE/OSCILLOGRAPH	43,025	46,417
90303100	MULTIMETERS	62,640	104,838
90303200	MULTIMETER WITH RECORD DEVICE	24,938	71,028
90303310	BATTERY METER FOR AGR -TRACTOR	386	124
90303320	OTH METERS FOR M-CARS & VEHICL	1,403	7,523
90303330	AMPERE-METER	32,766	69,262
90303390	OTH APPA (MEASURING RADIATION)	489,459	253,908
90303900	O-OSCILLOSCOPE W-RECOD DEVICE	49,595	244,793
90304000	OTHER, INSTRUMENT, SPECIALLY DESIGNED FOR TELECOMMUNICATIONS(CROSS TALK METER ETC)	191,186	541,973
90308200	OTHER, INSTRUMENT, MEASURE OR CHECK SEMICONDUCTOR WAFERS/DEVICE	8,599	1,349
90308400	OTH, APPA, WITH RECORDING DEVIC	68,522	34,238
90308900	OTHER, INSTRUMENT, MEASURE ELECTRICAL QUANTITIES.	575,898	460,767
90309000	PARTS ACCESSORIES OF SUB GROUP 90.30	34,649	62,425
90311000	MACHINE BALANCING MECHNICAL PARTS	53,200	112,176
90312000	TEST BENCHES	26,293	360,556
90314100	OTHER, OPTICAL INSTRUMENT CHECKING SEMICODUCTOR WAFERS OR DEVICES	168	142
90314900	OTHER, OPTICAL INSTRUMENT & APPLIANCES.	1,479,291	624,088
90318000	OTHER, INSTRUMENT APPLIANCES & MACHINES.	2,547,273	2,560,343
90319000	PART, ACCESSORIES OF ARTICLE H- 90.31	271,697	383,718
90321010	THERMOSTAT REFRIGERATOR / AIRCONDITIONERS	449,485	514,863
90321090	OTHER THERMOSTAT	115,633	147,044
90322000	MANOSTAT(PRESSURE REGULATORS)	29,804	16,839
90328100	OTHER, INSTRUMENT/APPARATUS HYDRAULIC OR PNEUMATIC	33,120	135,228
90328910	TEMP CONT SWIT VEH-H-8703.2115	597	16,262
90328920	OTH SWITCHES FOR M-CARS/VEH	39,399	42,596
90328990	OTH AUTOMATIC CONT INSTUMENTS	4,621,910	6,472,308

## PCT CHAPTER WISE BREAKUP OF IMPORTS

Rs. In Thousands

HSCODE	COMMODITY	Jul-Jun	Jul-Jun
		2016-17	2017-18
	<b>OPTICAL,PHOTOGRAPHIC,CINEMATOGRAPHIC,MEASURING,MEDICAL OR SURGICAL INSTRUMENTS AND APPARATUS,PARTS AND ACCESSORIES</b>		
90329000	PARTS,ACCESSORIES OF ARTICLE H- 90.32	123,574	261,115
90330010	PART ACCESSORIES MEDICAL APPLIANCES OF HEARING AIDS	3,744	4,294
90330020	PACING WIRE	517	960
90330090	OTHER,PARTS ACCESSORIES(NOT ELSEWHERE SPECIFIED)MACHINES/APPLIANCES/APPRAT CH-90	358,497	716,529
	<b>TOTAL OPTICAL,PHOTOGRAPHIC,CINEMATOGRAPHIC,MEASURING,MEDICAL OR SUR</b>	<b>76,072,205</b>	<b>104,159,906</b>
	<b>CLOCKS AND WATCHES AND PARTS THEREOF</b>		
91011100	WRIST WATCHES,ELECTRICALLY OPERATED,MECHANICAL DISPLAY ONLY	367	3,497
91011900	OTHER,WRIST WATCH,BATTERY POWERED	255,051	251,094
91012100	OTHER,WRIST-WATCH,AUTOMATIC WINDING	55	236
91012900	OTHER,WRIST-WATCH,WHETHER OR NOT INCORPORATING STOP-WATCH FACILITY	4,473	4,120
91019100	OTHER,POCKET-WATCH ELECTRICALLY OPERATED	6	878
91019900	OTHER,POCKET-WATCHES&OTHER WATCHES	6,479	4,625
91021100	WRIST WATCH,ELECTRICALLY OPERATED,MECHANICAL DISPLAY	49,495	120,406
91021200	WRIST WATCH,ELE OPE,ELEC DISPL	-	161
91021900	OTHER,WRIST WATCH,BATTERY ,PRECIOUS METAL	237,170	366,508
91022100	OTHER,WRIST-WATCH,AUTOMATIC WIND	1,834	16,359
91022900	OTHER,WRIST-WATCH,OTHER THAN PRECIOUS METAL	1,347,774	449,174
91029100	OTHER, POCKET-WATCH ELECTRICALLY OPERATED	206	4
91029900	OTHER,POCKETWATCH OTHER THAN PRECIOUS METAL	39,428	9,325
91031000	CLOCK WATCH MOVE ELECTRICALLY OPERATED	306	204
91039000	OTHER,CLOCKS WATCH MOVEMENT EXCLUDING CLOCKS OF H-91.04	3,089	6,511
91040010	INSTRUMENTAL PANEL CLOCK FOR AIR/SPACE CRAFT.	49	211
91040030	CLOCKS FOR M-CARS & VEHICLES	37	133
91040090	OTHER,INSTRUMENT PANEL CLOCK VEHICLE/VESSELS	-	22
91051100	ALARAM CLOCK,ELECTRICALLY OPERATED.	8,632	15,084
91051900	OTHER, ALARAM CLOCK	16,978	18,674
91052100	WALL CLOCK,ELECTRICALLY OPERATED	57,819	33,129
91052900	OTHER, WALL CLOCKS	100,672	121,501
91059100	OTHER,CLOCK ELECTRICALLY OPERATED	5,838	20,035
91059900	OTHER, CLOCKS,NOT ELSEWHERE SPECIFIED.	8,841	5,711
91061010	HOUR-METERS/METER AGR-TRACTOR	-	3
91061020	OTH METERS FOR M-CARS & VEHICL	619	11
91061090	OTH TIME-REGISTER/TIM-RECORDER	3,517	5,047
91069000	OTHER,TIME OR DAY RECORDING APPARATUS	71,172	75,143
91070000	TIME SWITCHES WITH CLOCK/WATCH	102,142	137,354
91081100	WATCH MOVEMENT,COMPLETE&aASSEMBLED,ELECTRICALLY OPERATED MECHANICAL DISPLAY	177	444

## PCT CHAPTER WISE BREAKUP OF IMPORTS

Rs. In Thousands

HSCODE	COMMODITY	Jul-Jun	Jul-Jun
		2016-17	2017-18
	<b>CLOCKS AND WATCHES AND PARTS THEREOF</b>		
91081200	WATCH OPTO-ELECTRONIC DISPLAY	48	-
91081900	OTHER,WATCH MOVEMENT ELECTRICALLY OPERATED	84	303
91089000	OTHER,WATCH MOVEMENT COMPLETE & ASSEMBLED	673	797
91091000	ELE OPER.CLOCK MOVE COMP/ASSEM	283	1,786
91099000	OTHER ELECTRICALLY OPERATED CLOCK	2,933	2,003
91101100	COMPIETE MOVEMENT,UNASSEMBLED/PARTLY ASSEMBLED WATCHES	2,473	7,486
91101200	INCOMPLETE MOVEMENT,ASSEMBLED OF WATCH	-	35
91101900	ROUGH MOVEMENTS,OF WATCHES	8	-
91109000	OTHER,COMPLETE MOVEMENT OF WATCH/CLOCK UN-ASSEMBLED	1,969	10,072
91111000	WATCH CASES PRECIOUS METAL/METAL CLAD WITH PRECIOUS METAL	-	38
91112000	WATCH CASES BASE METAL,WHETHER OR NOT GOLD OR SILVER PLATED	19	1,567
91118000	OTHER;WATCH CASES	406	3,437
91119000	PARTS OF WATCH CASES	7,061	9,264
91122000	CLOCK CASES & CASES OF SIMILAR GOODS	3,946	1,154
91129000	PART OF CLOCK CASE/SIMILAR CASE	1,773	4,485
91132000	WATCH STRAPS,BAND OF BASE METAL	82	343
91139000	OTHER,WATCH STRAPS,BANDS & PARTS	7,560	16,781
91141000	SPRINGS,INCLUDING HAIR-SPRINGS	1	23
91143000	DIALS	107	720
91144000	PLATES AND BRIDGES	-	9
91149000	OTHER;CLOCKS OR WATCH PARTS,NOT SPECIFIED.	28,569	58,404
	<b>TOTAL CLOCKS AND WATCHES AND PARTS THEREOF</b>	<b>2,380,221</b>	<b>1,784,311</b>
	<b>MUSICAL INSTRUMENTS,PARTS AND ACCESSORIES</b>		
92011000	UPRIGHT PIANOS	-	500
92012000	GRAND PIANOS	-	42
92019000	OTHER,HARPSICHORD OR OTHER KEYBOARD STRINGEDINSTRUMENTS	2,881	4,410
92021000	PLAYED WITH A BOW	43	15
92029000	OTHER ,STRING MUSICAL INSTRUMENT(E,G GUITARS, VIOLINS,HARPS) ,NOT SPECIFIED.	8,843	91,880
92051000	BRASS-WIND INSTRUMENTS	1,878	178
92059000	OTHER,WIND MISICAL INSTRUMENTS(CLARINETS,TRUMPETS,BAGPIPES)	1,551	18,905
92060000	PERCUSSION MUSICAL INSTRUMENTS,DRUM ETC	2,261	938
92071000	KEYBOARD INSTRUMENTS,OTHER THAN ACCORDIONS	23	1,636
92079000	OTHER,MUSICAL INSTRUMENT E.G.GITARS,ACCORDIONS ETC	11,254	27,228
92081000	MUSICAL BOXES	2,454	3,257
92089000	OTHER;MECHANICAL STREET ORGAN/INSTRUMENTS	33,162	67,658
92093000	MUSICAL INSTRUMENT STRINGS	1,741	140

## PCT CHAPTER WISE BREAKUP OF IMPORTS

Rs. In Thousands

HSCODE	COMMODITY	Jul-Jun	Jul-Jun
		2016-17	2017-18
	<b>MUSICAL INSTRUMENTS,PARTS AND ACCESSORIES</b>		
92099100	OTHER PARTS & ACCESSORIES FOR PIANOS.	144	-
92099200	PARTS & ACCESSORIES OF MUSICAL INSTRUMENT H-92.02	817	499
92099400	PARTS & ACCESSORIES MUSICAL INSTRUMENT H-92.07	67	1
92099900	OTHER;PARTS & ACCESSORIES OF MUSIAL INSTRUMENTS(CARDS PER-FORAT)	1,950	1,558
	<b>TOTAL MUSICAL INSTRUMENTS,PARTS AND ACCESSORIES</b>	<b>69,069</b>	<b>218,845</b>
	<b>ARMS &amp; AMMUNITION, PARTS AND ACCESSORIES</b>		
93011000	ARTILERY WEAPONS(GUNS/MORTAR)	299	-
93012000	GRENADE/ROCKET LAUNCHERS	-	330
93019010	FULLY AUTOMATIC SHOTGUNS	10	-
93019023	RIFLES FULLY AUTOMATIC	-	165
93019029	OTHER RIFLES	-	193
93019030	MACHINE -GUNS	3,944	-
93019049	OTH SUB-MACHINE-GUNS	20,992	26,330
93019090	OTH MILITARY WEAPONS	182,432	82,991
93020012	PISTOL,S-BAREL,S-AUTO PRO-BORE	99,764	190,162
93020019	OTH REVOLVERS PROHIBITED BORE	-	236
93020092	OTH PISTOLS SIGN BARREL,SEMI-A	344,444	1,682
93020099	OTH REVOLVERS & PISTOLS	685	-
93032011	SHOTGUNS, S-BARREL PUMP-ACTION	34,959	-
93032012	SHOTGUNS, S-BARREL SEMI-AUTOMA	67	122
93032019	OTH SHOTGUNS, SINGLE-BARREL	-	43
93032020	SHOTGUNS, MULTIPLE BARREL	-	598
93032090	OTH SPORTING, HUNTING -RIFLES	454	255
93033010	OTH SPOR,HUNT-RIFLES S-SHORT	773	637
93033020	OTH SPOR,HUNT-RIFLES SEMI-AUTO	12,105	-
93033090	OTH SPOR,HUNT-TAGET SHOOT RIFL	134	278
93039000	OTHER;FIREARMS,DEVICES OPERATED BY FIRING OF AN EXPLOSIVE CHARGE	807	1,578
93040000	OTHER,ARMS OF HEADING NO.93.07	54,699	59,671
93051020	FIRING MECHANI-REVOLVER/PISTOL	-	113
93051090	OTH PARTS/ACCE REVOLVER&PISTOL	8,835	76
93052010	SHOTGUN BARREL OF H- NO.93.03	-	54
93052030	RILFE FRAM&REC, PISTON&O/PARTS	-	251
93052090	OTH PARTS OF SHOTGUN OR RIFLES	4	259
93059900	OTHER PART&ACCESSORIES ARTILERY H93.01 TO 93.04	6,951	974
93062100	SHORTGUN CARTRIDGES	3,346	3,722
93062900	OTHER,PARTS OF SHORTGUNS CARTRIDGES	5,965	10,110

## PCT CHAPTER WISE BREAKUP OF IMPORTS

Rs. In Thousands

HSCODE	COMMODITY	Jul-Jun 2016-17	Jul-Jun 2017-18
	<b>ARMS &amp; AMMUNITION, PARTS AND ACCESSORIES</b>		
93063010	CARTRIDGES RIVETING SIMI TOOL.	-	133
93063090	OTH,CARTRIDG & PARTS THEREOF.	17,355	72,307
93069000	OTHER:AMMUNITION OF WAR & PARTS.	4,356	157
93070000	SWORDS,CUTLASSES,BAYONETS,LANCES & SIMILAR ARMS & PARTS THEREOF	42	246
	<b>TOTAL ARMS &amp; AMMUNITION, PARTS AND ACCESSORIES</b>	<b>803,422</b>	<b>453,673</b>
	<b>FURNITURE,BEDDING,MATTRESSES,LAMPS AND LIGHT FITTINGS,ILLUMINATED NAME-PLATES,PREFABRICATED BUILDINGS</b>		
94011000	SEATS OF A KIND USED,AIRCRAFT.	9,943	21,650
94012010	SEATS FOR M-VEH H-8703 & 4	1,750	3,721
94012020	SEATS FOR M-VEH H-8701,2,4	130	391
94012090	OTH SEATS OF KIND USED FOR VEH	24,307	31,088
94015200	SEATS OF BAMBOO	-	45
94015300	SEATS OF BAMBOO OR RATTAN	7,093	54
94015900	OTH SEATS W/N CONVERTIBLE-BED	21,788	16,622
94017100	OTHER,SEATS UPHOLSTERED METAL FRAMES	203,651	192,349
94017900	OTHER SEATS;WITH METAL FRAMES	406,352	575,866
94018000	OTHER SEATS WITH METAL FRAMES	240,514	381,623
94019010	SEAT PARTS-FOAM CAR/VEH-8703,4	344,224	660,591
94019020	SEAT PAR-FOAM CAR/VEH-8701,2,4	1,043	1,752
94019030	OTH PARTS OF SEATS-M-CARS/VEH	1,633,239	2,449,696
94019090	OTH SEATS W/N CONVERTIBLE-BED	810,310	846,692
94021010	DENTISTS' CHAIRS	54,565	93,794
94029010	OPERATING TABLES	291,030	539,418
94029090	OTHER,MEDICAL,DENTAL,SURGICAL FURNITURE	466,914	684,003
94031000	METAL FURNITURE USED IN OFFICE	71,281	1,296,156
94032000	OTHER,METAL FURNITURE OTHER THAN OFFICE	322,112	330,193
94035010	WOODEN CABINETS	56,052	83,544
94035020	WOODEN BEDS	110,916	181,272
94035030	OTH FURNITURE & PARTS THEREOF	383,935	462,253
94037000	FURNITURE OF PLASTICS	72,745	120,705
94038200	FURNITURE OF BAMBOO OR RATTAN	716	74
94038300	FURNITURE OF RATTAN	-	867
94038900	OTHER FURNITURE OF CANE, OSIER	44,172	68,451
94041000	MATTRESS SUPPORTS	4,871	18,727
94051010	CHANDELIERS	476,589	308,307
94051020	FITTING BASE METAL OF FLOURESCENT TUBES	52,107	115,841
94051090	OTHER ELECTRICAL CEILING & WALL FITTINGS.	4,383,930	3,448,039





## PCT CHAPTER WISE BREAKUP OF IMPORTS

Rs. In Thousands

HSCODE	COMMODITY	Jul-Jun 2016-17	Jul-Jun 2017-18
	<b>FURNITURE,BEDDING,MATTRESSES,LAMPS AND LIGHT FITTINGS,ILLUMINATED NAME-PLATES,PREFABRICATED BUILDINGS</b>		
94052000	ELECTRIC TABLES,DESK,BEDSIDE	101,810	137,473
94053000	LIGHTING SETS FOR CHRISTMAS TREES	483,811	905,598
94054010	LIGHT SYSTEM FILM SHOOTING	45,178	43,625
94055010	NON-ELEC TUBULAR DAY LIGHT DEV	70	1,170
94055090	NON-ELE LAMPS LIHTING FITTING.	5,040	17,544
94056000	ILLUMINATED SIGNS,NAMEPLATES AND LIKE	441,636	678,532
94059110	PARTS OF GLASS OF CHANDELIER	53,504	187,121
94059190	OTHER,PART OF LAMP FITTING OF GLASS.	119,985	161,132
94059200	PARTS OF PLASTIC H-94.05,NOT ELSEWHERE SPECIFIED	17,395	21,850
94059900	OTHER PARTS H-NO.94.05,NOT ELSEWHERE SPECIFIED.	139,533	573,802
94061010	GREEN HOUSES OF WOOD	-	33,683
94061020	LIVE ST&POULTRY SHEDS OF WOOD	-	7,046
94061030	SILOS OF WOOD	-	406,651
94061040	PRE.FAB COLD STORAGE OF WOOD	-	26,980
94061090	OTH. PRE.FAB. BUILD OF WOOD	-	218,825
94069010	OTHER GREEN HOUSES	124,696	219,325
94069020	DAIRY,LIVESTOCK POULTRY SHEDS	63,788	24,119
94069030	OTHER SILOS	603,798	193,417
94069040	PREFAB BUILD FOR COLD STORAGE	81,496	73,331
94069090	OTHER PRE. FABRICATED BUILD	6,142,299	3,762,384
	<b>TOTAL FURNITURE,BEDDING,MATTRESSES,LAMPS AND LIGHT FITTINGS,ILLUMINAT</b>	<b>18,920,318</b>	<b>20,627,392</b>
	<b>GRAND TOTAL</b>	<b>2,154,130,969</b>	<b>2,482,402,947</b>
	<b>GRAND TOTAL (Million US\$)</b>	<b>20,576.28</b>	<b>22,600.17</b>

Year : 2017-18 1 USD = 109.84 PKR

Year : 2016-17 1 USD = 104.69 PKR